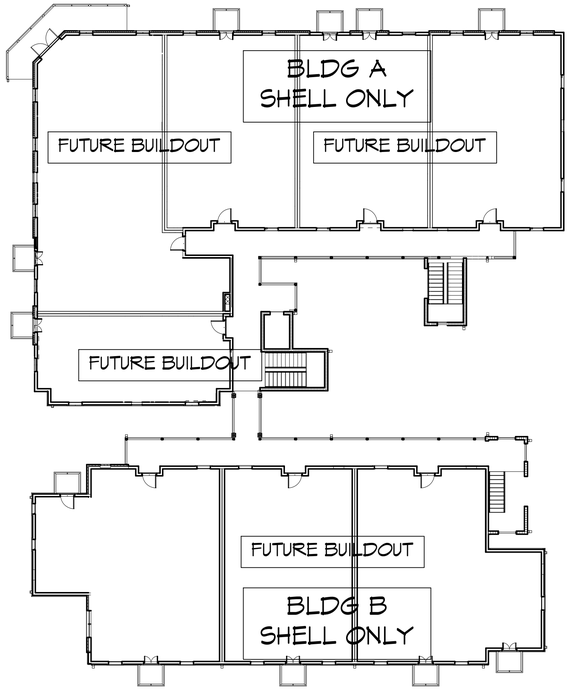

3 THIRD FLOOR MECHANICAL PLAN
SCALE: 1/16" = 1'-0"

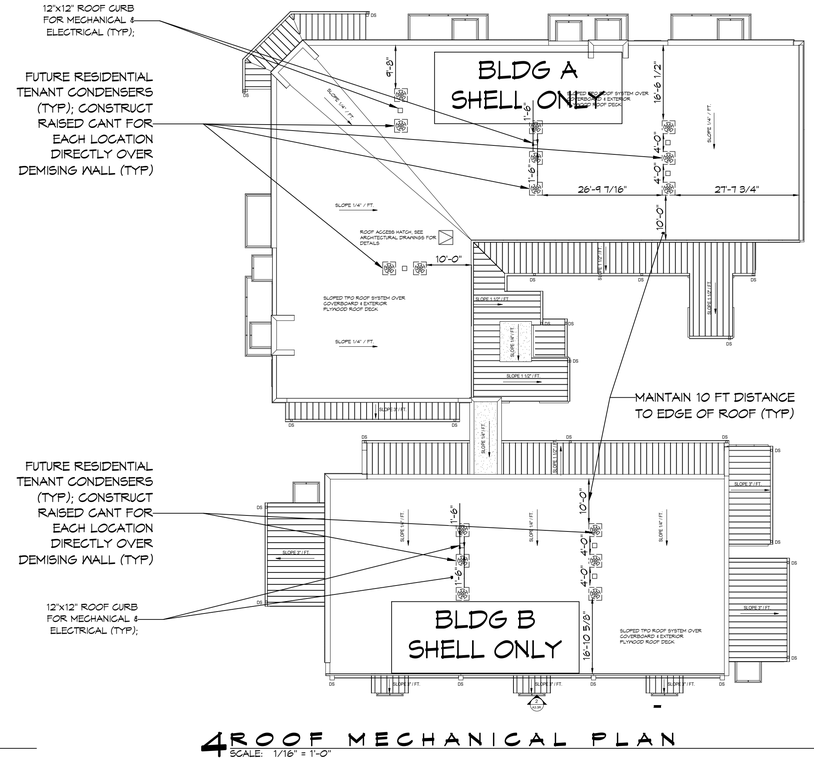

4 ROOF MECHANICAL PLAN
SCALE: 1/16" = 1'-0"

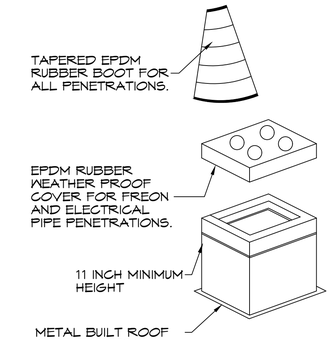

B 12"x12" ROOF CURB

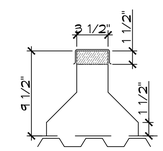

STEEL

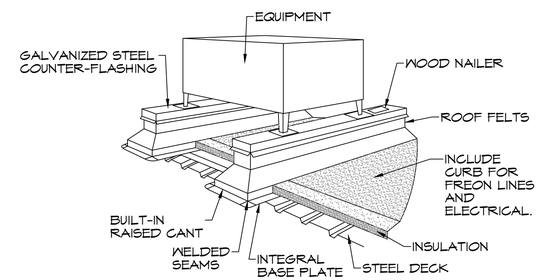

A CONDENSER CANT

TYPICAL DETAILS
SCALE: N.T.S.

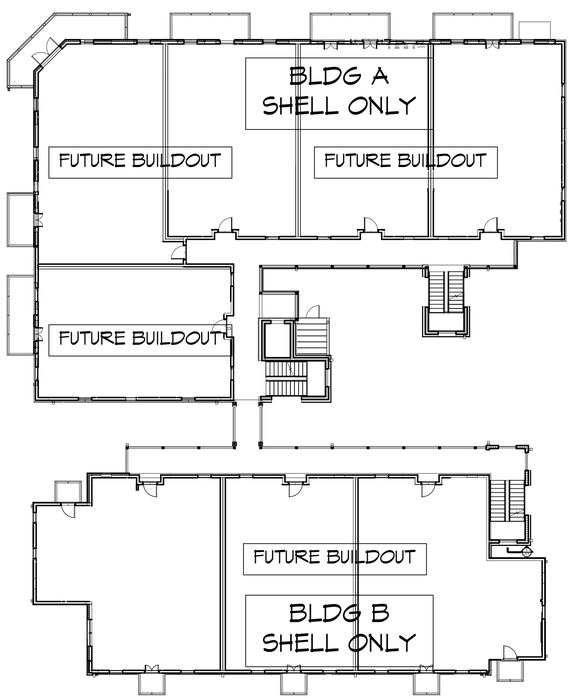

2 SECOND FLOOR MECHANICAL PLAN
SCALE: 1/16" = 1'-0"

DAMMON ENGINEERING, INC.
LOUISIANA & MISSISSIPPI
www.dammonengineering.com
info@dammonengineering.com
PH: 985.649.5832
Chief Engineer: Brian Mistich, PE
554 Old Spanish Trail
Slidell, LA 70458

#	DESCRIPTION	REVISIONS	DATE

SEAL:

SHELL BUILDING
SQUARE 5
OFFICE AND RETAIL MIXED USE AND RESIDENTIAL CONDOMINIUMS
BOSTON STREET AND VERMONT STREET,
COVINGTON, LA 70433

JOB No: 2452 | DATE: 3/1/2024
DRAWN BY: CKD | CHECKED BY: BAM

These drawings are the property of Dammon Engineering and are not to be used in any way without their permission. Reproduction of these plans without the express written consent of Dammon Engineering is a violation of the Louisiana State Law governing the practice of Engineering and Architecture. Any use of these plans for purposes other than those for which the work has been prepared and developed without written consent is prohibited. Dammon Engineering assumes no responsibility for any such unauthorized use.

SHEET TITLE:
FUTURE BUILDOUT
MECHANICAL PLANS

DRAWING NUMBER:
M102

SHEET No: 17 of #