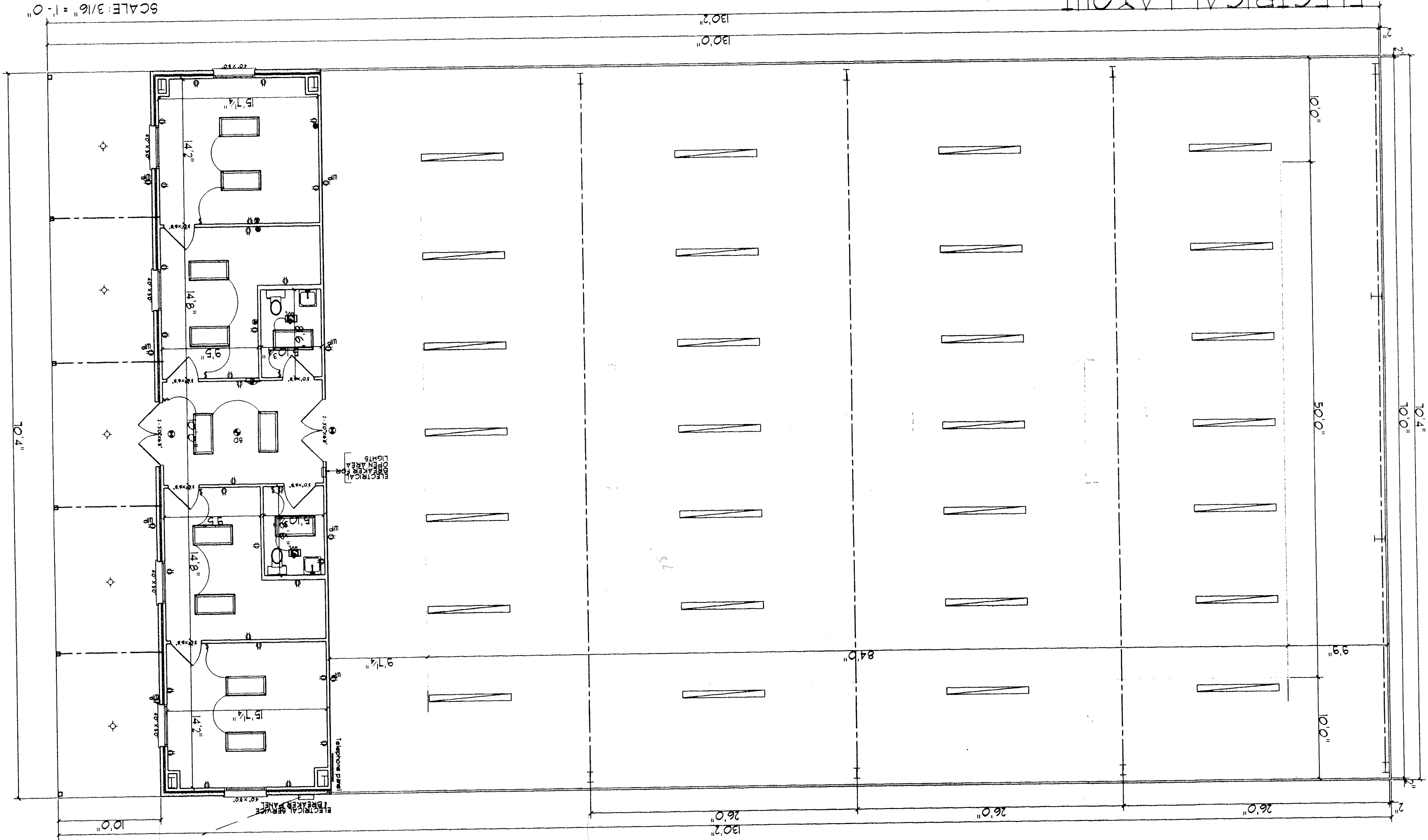
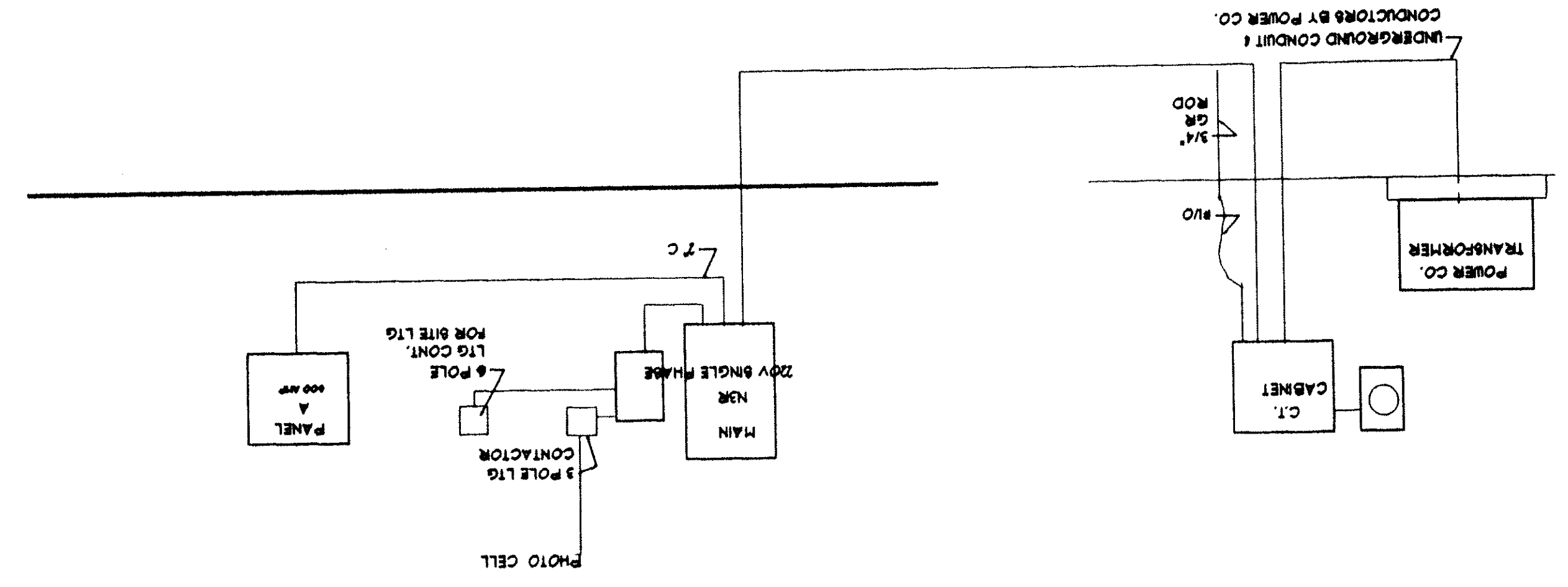


# ELECTRICAL LAYOUT



- NOTES:
1. Provide #10 wire, 30 Amp circuit to water heater in attic
  2. Provide wiring as specified for Zone/line wall A/C units
  3. Provide keyless light fixtures in attic space
  4. Provide smoke detector as shown on plan plus at least one detector in attic space
  5. The primary electrical service is existing on site
  6. All lights for open multi-purpose area are to be controlled from a single source as shown on plan with the switch in a secure cabinet.




SCALE: 3/16" = 1'-0"

## RISER DIAGRAM

DATE: 28 FEB 91	TOTAL W/B: 9 151
JOB NO. 91-025	COVERED WALKWAY: 100
	POUCH
	6' CORNER BLDS: 8 451
	TOTAL LIVING: 8 451
	1st FLOOR: 8 451
	LIVING AREA: 8 451
	SQUARE FOOTAGE

**CHRIST EPISCOPAL SCHOOL**  
**MULTI-PURPOSE BUILDING**  
 LA. HWY 921, COVINGTON, LOUISIANA  
 FOR HEALTH CONSTRUCTION, INC.  
 504-641-4070  
 SLIDELL, LOUISIANA  
 2500 GAUSE BLVD EAST  
 SLIDELL, LOUISIANA



**PLAN SERVICE**  
 SLIDELL, LOUISIANA