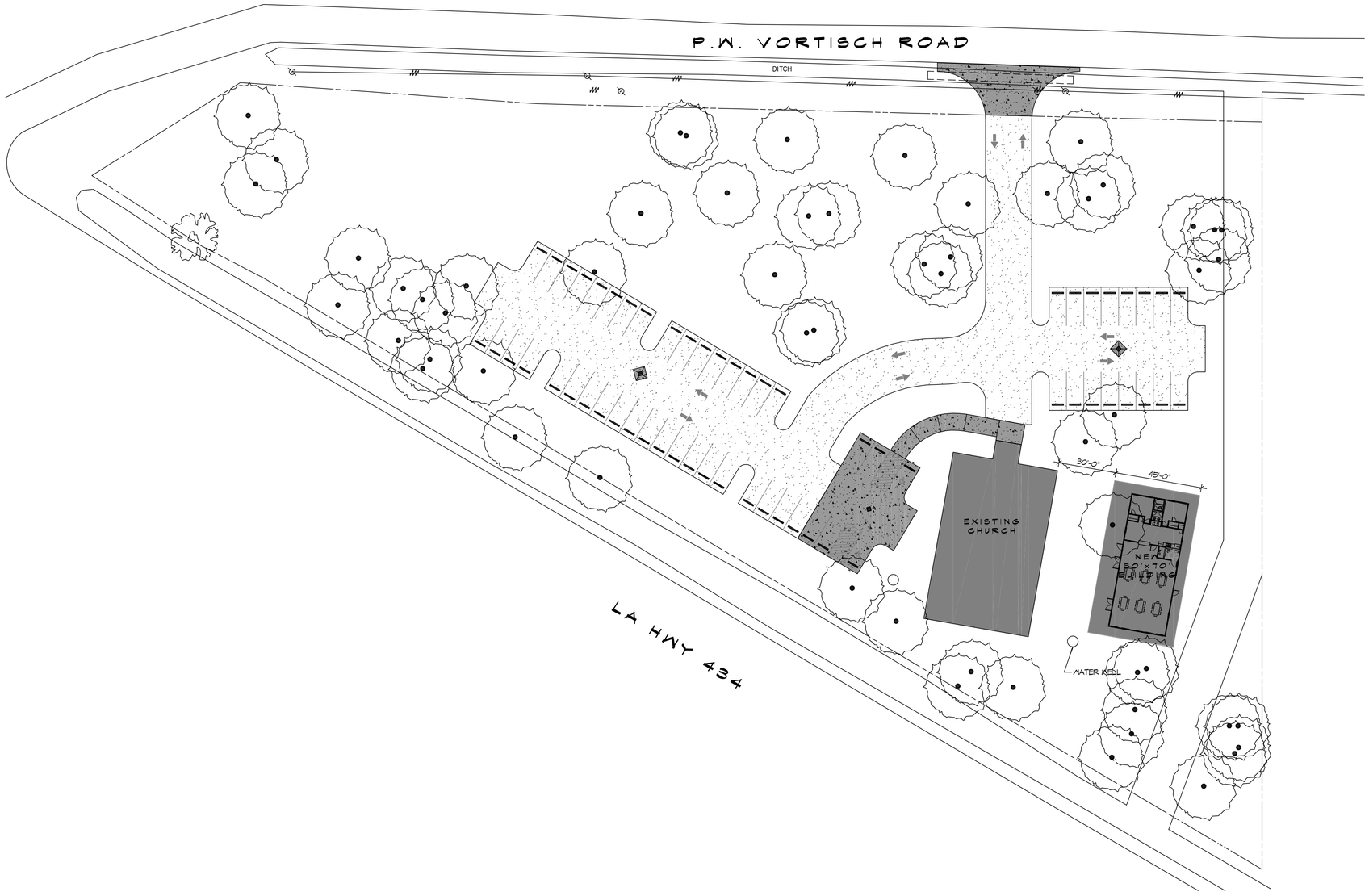

1 SITE PLAN
SCALE: 1" = 30'

DAMMON ENGINEERING, INC.
LOUISIANA & MISSISSIPPI
Chief Engineer: Brian Mistich, PE
554 Old Spanish Trail
Slidell, LA 70458
www.dammonengineering.com
info@dammonengineering.com
PH: 985.649.5832

#	DESCRIPTION	DATE

REVISIONS

SEAL:

PRO MULTIS LACOMBE CHAPEL

PW VORTISCH ROAD AND LA HWY 434
LACOMBE, LOUISIANA 70445

JOB No:	25954
DATE:	12-13-18
DRAWN BY:	CKD
CHECKED BY:	CKD

The plans, drawings, and specifications, original and all expressions representing the design of the project, are the property of Dammon Engineering. Reuse or copying of these documents without the express written consent of Dammon Engineering is prohibited. Any reproduction of these documents without the express written consent of Dammon Engineering, Inc. is a violation of the Louisiana Revised Statutes Title 37 Chapter 38 Section 3151 and 3152 and Title 17 Section 101 and 102 of the United States Copyright Act.

SHEET TITLE:
SITE PLAN

DRAWING NUMBER:
C101

SHEET No: 1 of 3

FILE NAME: J:\- DAMMON\25954 - B. Global Licensing Consulting - KMR\Drawings\Current Drawings\C101 SITE PLAN.dwg - PLOT DATE & TIME: Thursday, December 13, 2018 1:38:13 PM

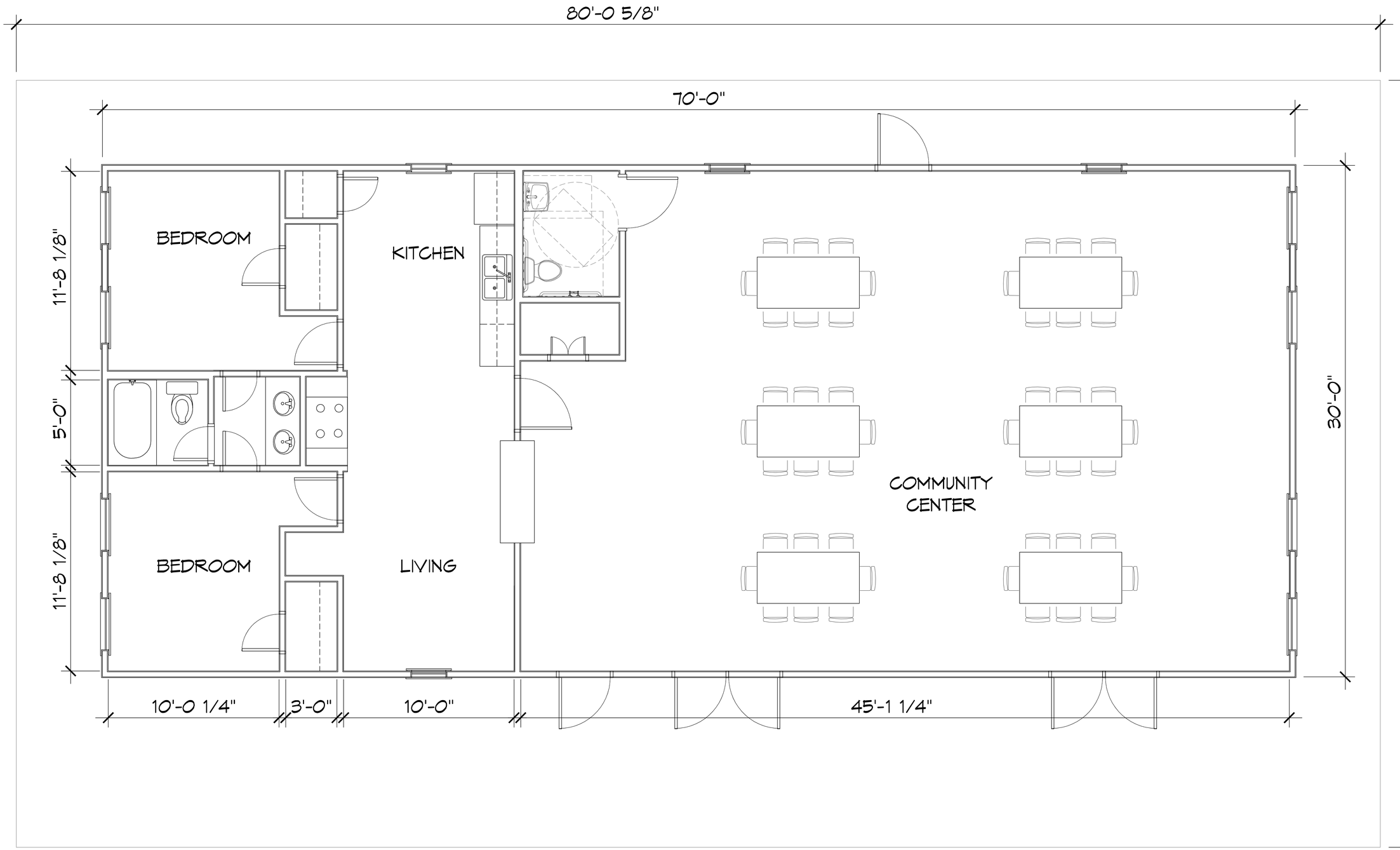

2 ARCHITECTURAL FLOOR PLAN
SCALE: 3/8" = 1'-0"

DAMMON ENGINEERING, INC.
LOUISIANA & MISSISSIPPI
Chief Engineer: Brian Mistich, PE
554 Old Spanish Trail
Slidell, LA 70458
www.dammonengineering.com
info@dammonengineering.com
PH: 985.649.5832

#	DESCRIPTION	DATE

REVISIONS

SEAL:

PRO MULTIS LACOMBE CHAPEL

PIN VORTBCH ROAD AND LA HWY 434
LACOMBE, LOUISIANA 70445

JOB No: 2594 | DATE: 12-13-18
DRAWN BY: CKD | CHECKED BY: CKD

The above drawing and specifications, designs and arrangements represented thereby are the property of Dammon Engineering, Inc. and shall not be used in any way detrimental to the interests of the firm or otherwise prior to, during or subsequent to the project for which they are prepared. Reproduction of these drawings and specifications in whole or in part without written permission of Dammon Engineering, Inc. is prohibited. Visual contact with these drawings or specifications shall constitute acceptance of the above restrictions.

SHEET TITLE:
ARCHITECTURAL FLOOR PLAN

DRAWING NUMBER:
A101

SHEET No: 2 of 3

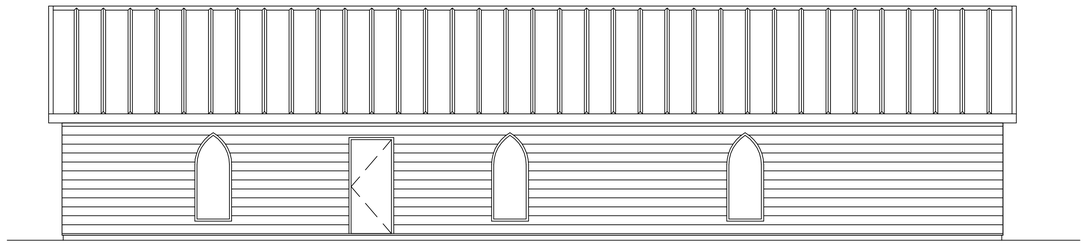

6 EXTERIOR ELEVATION
SCALE: 3/16" = 1'-0"
SOUTH

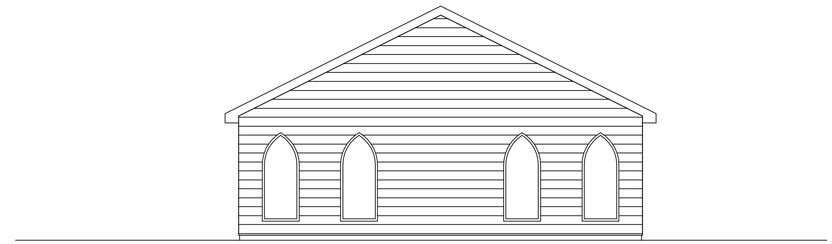

5 EXTERIOR ELEVATION
SCALE: ==========
WEST

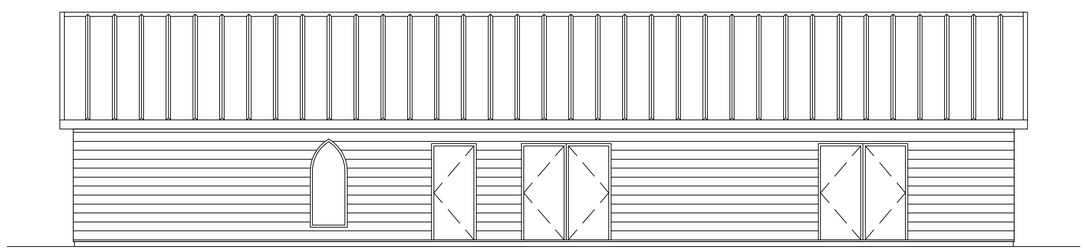

4 EXTERIOR ELEVATION
SCALE: ==========
NORTH

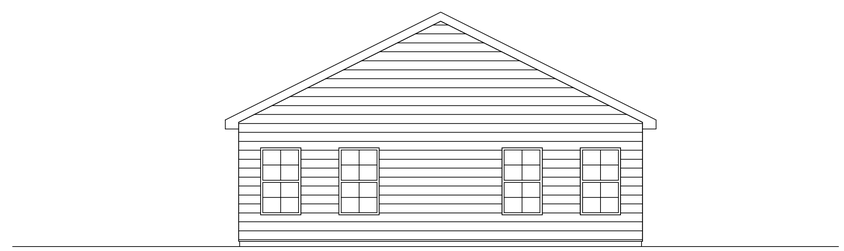

3 EXTERIOR ELEVATION
SCALE: ==========
EAST

DAMMON ENGINEERING, INC.
LOUISIANA & MISSISSIPPI

Chief Engineer: Brian Mistich, PE
554 Old Spanish Trail
Slidell, LA 70458
www.dammonengineering.com
info@dammonengineering.com
PH: 985.649.5832

REVISIONS

#	DESCRIPTION	DATE

SEAL:

PRO MULTIS
LACOMBE CHAPEL

PIN VORTEGA ROAD AND LA HWY 434
LACOMBE, LOUISIANA 70445

JOB No:	23591	DATE:	12-13-18
DRAWN BY:	CAD	CHECKED BY:	CAD

The these drawings and specifications, designs and arrangements represented thereby are property of Dammon Engineering, Inc. and shall not be used in any way detrimental to the interests of Dammon Engineering, Inc. and shall not be loaned, copied or disclosed without written consent of Dammon Engineering, Inc. Visual contact with these drawings or specifications shall constitute conclusive evidence of acceptance of these restrictions.

SHEET TITLE:
EXTERIOR ELEVATIONS

DRAWING NUMBER:
A201

SHEET No: 3 of 3

FILE NAME: P:_CLIENTS\23591 - St. Gabriel Catholic Church - MS\Drawings\Current Drawings\A201 elevations.dwg PLOT DATE & TIME: Thursday, December 13, 2018 1:41:03 PM