PANEL SCHEDULE

PANEL: P1
LOCATION: REAR WALL
FEEDER SOURCE: UTILITY

VOLTAGE: 208/120V, 200A, 3Φ, 4W MAIN BREAKER
ENCLOSURE: FLUSH MOUNTED W/ EQUIPMENT GND BAR SQUARE D, I-LINE PANELBOARD

CKT NO	THHN WIRE SIZE	LOAD DESCRIPTION / LOCATION	BREAKER AMP	BREAKER POLE	LOAD (VA)	AΦ BΦ CΦ	LOAD (VA)	BREAKER POLE	BREAKER AMP	LOAD DESCRIPTION / LOCATION	THHN WIRE SIZE	CKT NO
1					3500		3500					2
3	#8	AIR HANDLING UNIT - A	40	3	3500		3500	3	40	CONDENSER UNIT - A	#8	4
5					3500		3500					6
7	#10	AIR HANDLING UNIT - B	30	2	1800		1500	2	20	CONDENSER UNIT - B	#12	8
9					1800		1500					10
11	#10	50 GALLON WATER HEATER	30	2	1800		1440	1	20	RECEPTACLES	#12	12
13					1800		320	1	20	RECEPTACLES, AC CONDENSERS	#12	14
15	#8	RANGE	50	2	2500		1080	1	20	RECEPTACLES, FRONT	#12	16
17					2500		900	1	20	RECEPTACLES, LEFT	#12	18
19	#12	FLUORESCENT LIGHTING	20	1	2100		720	1	20	RECEPTACLES, REAR	#12	20
21	#12	FLUORESCENT LIGHTING	20	1	1400		1500	1	20	RECEPTACLES, KITCHEN COUNTER	#12	22
23	#12	EXTERIOR LIGHTING, FRONT	20	1	500		1500	1	20	RECEPTACLES, KITCHEN COUNTER	#12	24
25	#12	LIGHTING, BATHROOMS	20	1	400			1	20	MICROWAVE, RECEPTACLES	#12	26
27	#12	LIGHTING	20	1	300			1	20	SPARE		28
29	#12	LIGHTING, KITCHEN	20	1	1000			1	20	SPARE		30
31	#12	LIGHTING	20	1	700							32
33												34
35												36
37												38
39												40
41												42

SOLID NEUTRAL
NEUTRAL WIRE (W)

TOTAL CONNECTED LOAD (VA) = 50,060

AΦ = 16,340 | BΦ = 17,080 | CΦ = 16,640

GROUND BUS
GROUND WIRE (G)

ELECTRICAL LOAD SUMMARY

CLECO POWER COMPANY

PROJECT NAME: NEW BUILDING FPOR OUR LADY OF FATIMA

PROJECT ADDRESS: 66110 VORTISCH ROAD

CITY/TOWN: LACOMBE, LOUISIANA

INTENDED USER: OUR LADY OF FATIMA

REQ SERV: 208 V 3 PHASE 4 WIRES

SERV ENTR SIZE: 200 AMPS

HVAC TONNAGE: 10 TONS

LARGEST MOTOR: HP

(NOTE: MOTORS ABOVE 20HP MAY REQUIRE REDUCED VOLTAGE STARTING AND ARE NEVER RECOMMENDED FOR USE W/ 120/240V, 1Φ, 3W SERVICE)

TOTAL BUILDING SQ FT: 2260 SF

INDIVIDUAL UNIT SQUARE FOOTAGE: SF (MULT OCCUPANCY)

INDIVUDUAL UNIT DESIGNATION: (MULT OCCUPANCY)

LOAD SOURCE	1Φ-KVA	3Φ-KVA	OR	1Φ-KW	3Φ-KW
BUILDING LIGHTING	6.9				
ELECTRIC WATER HEATING	3.0				
HEAT PUMPS		13.5			
SUPPLEMENTAL HEAT SYSTEMS		14			
AIR COND CONDENSING UNITS	0				
ELEC HEATING (PRIMARY) - AHU's	0				
COOKING	5.0				
REFRIGERATION	1.6				
RECEPTACLES (STANDARD)	6.0				
RECEPTACLES (COMPUTER)	0				
TOTAL MOTORS (EXCLUDE HVAC)	0				
EXTERIOR LIGHTING	0.5				
MISCELLANEOUS - CEILING FANS	0				
OTHER (POOL EQUIPMENT, TENNANT)	0				

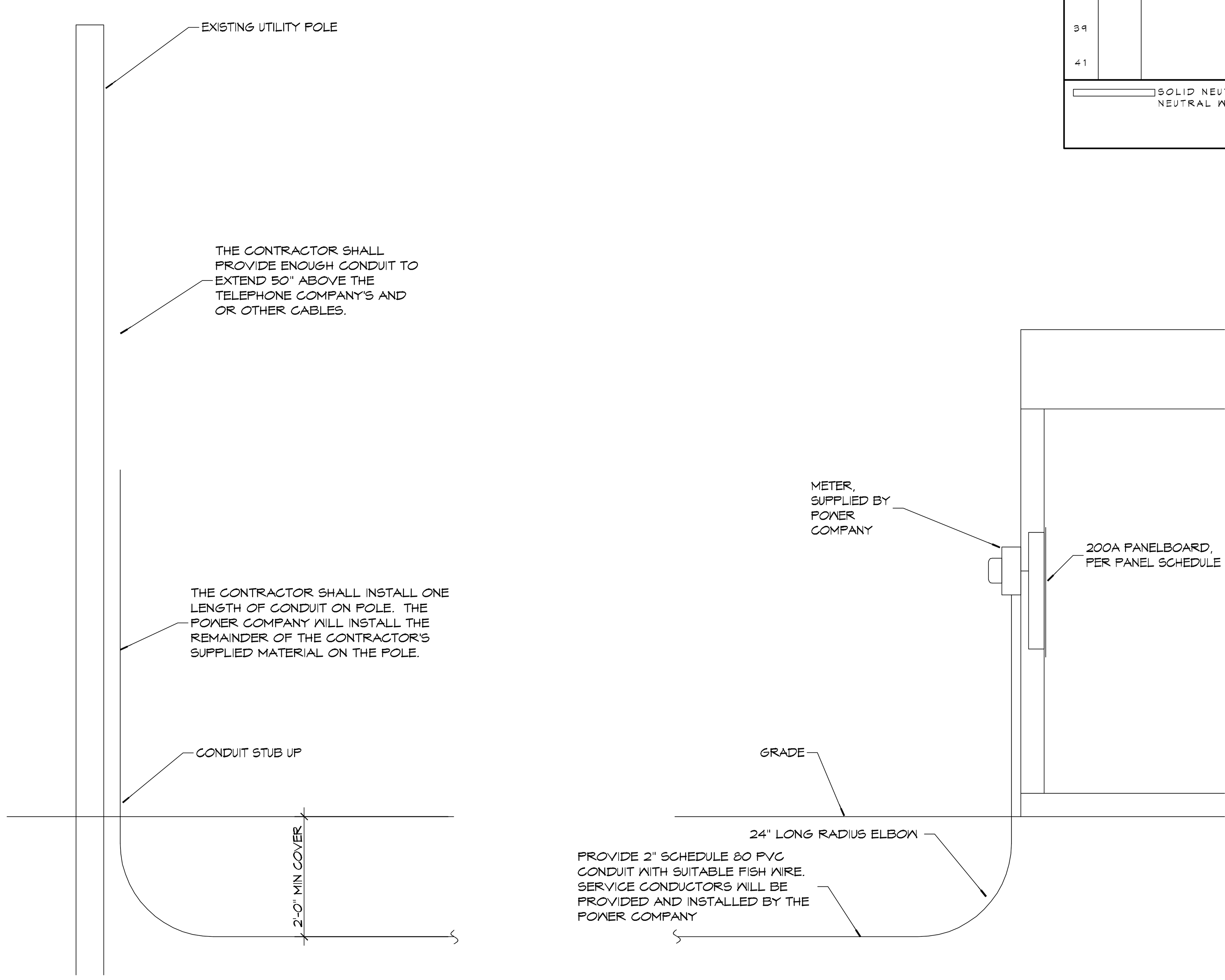

RISER DIAGRAM

SCALE: NONE

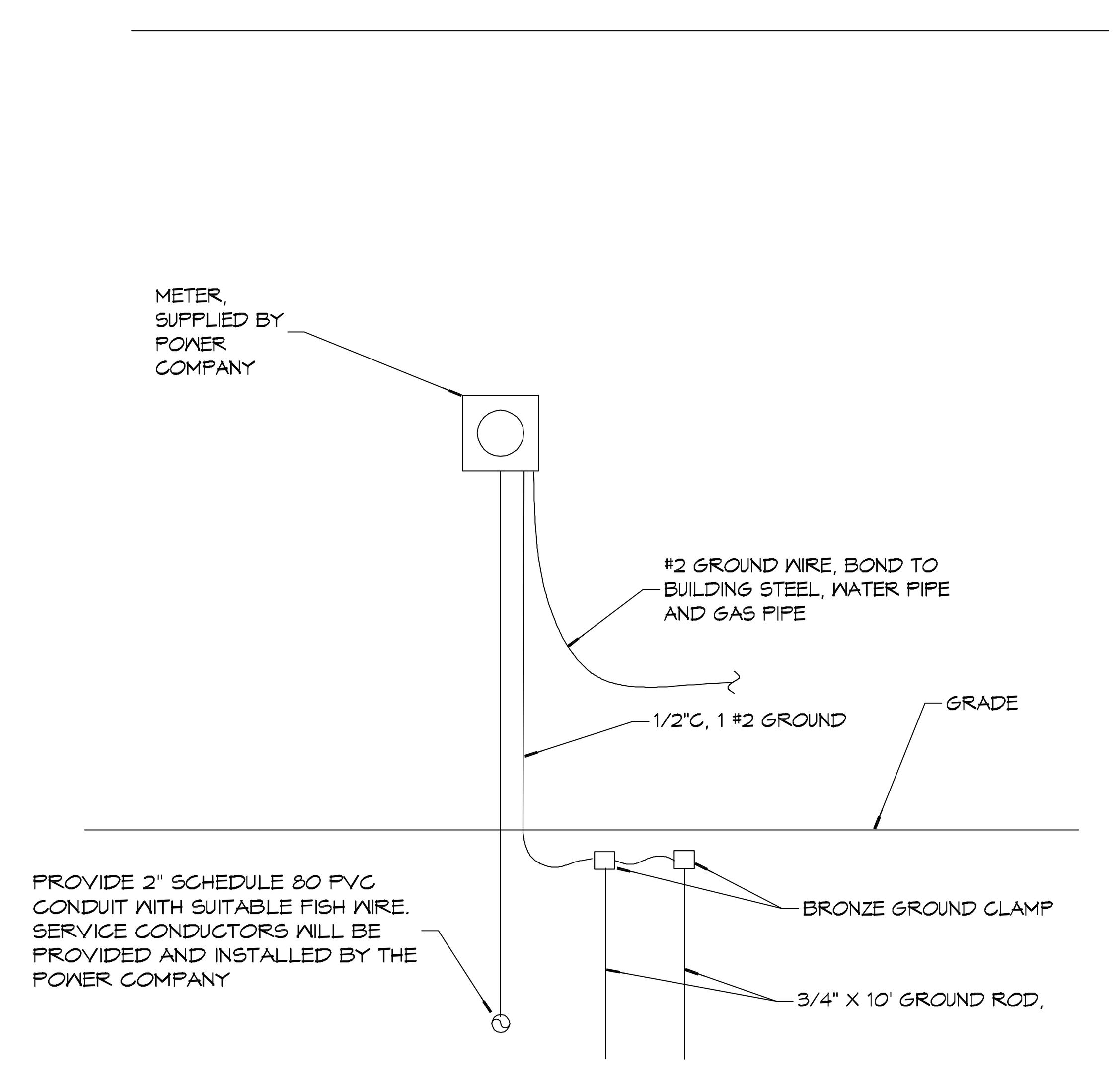

SERVICE ENTRANCE

SCALE: NONE

DAMMON ENGINEERING, INC.
LOUISIANA & MISSISSIPPI
Chief Engineer: Brian Mistich, PE
554 Old Spanish Trail
Slidell, LA 70458
www.dammonengineering.com
info@dammonengineering.com
PH: 985.649.5832

#	DESCRIPTION	DATE
	REVISIONS	

SEAL:



MULTI PURPOSE BUILDING

OUR LADY OF FATIMA

66110 VORTISCH ROAD
LACOMBE, LOUISIANA 70445

JOB No: 2370 | DATE: 07-15-2020
DRAWN BY: RLD | CHECKED BY: AEP

The above drawings and specifications, designs and arrangements represented thereby are and shall remain the property of Dammon Engineering, and no part thereof shall be copied, disclosed to others, or used in connection with any work or project other than the specific project for which the have been prepared and developed without written consent of Dammon Engineering. Visual contact with these drawings or specifications shall constitute conclusive evidence of acceptance of these restrictions.

SHEET TITLE:
ELECTRICAL PANEL AND ONE LINE DIAGRAM

DRAWING NUMBER:

E102

SHEET No: 12 of 12