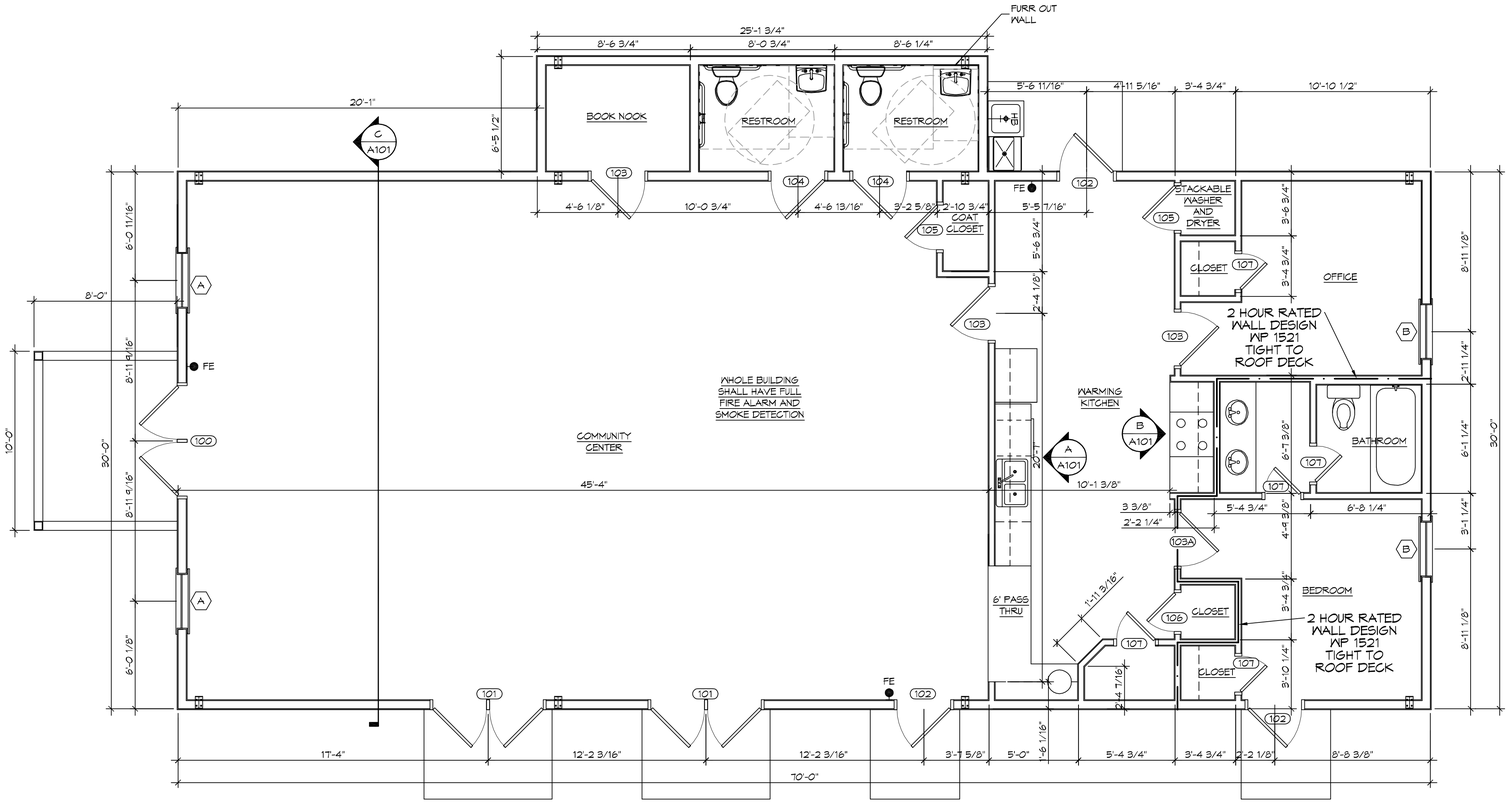

6 FLOOR PLAN

SCALE: 1/4" = 1'-0"

GENERAL NOTES

1. INSULATION AND INSULATION ASSEMBLIES SHALL MEET THE REQUIREMENTS OF IBC 2012 SECTION 719.
   A. CONCEALED INSULATION SHALL HAVE A FLAME SPREAD OF 0-25 AND SMOKE DEVELOPED INDEX OF 0-450. EXCEPT THAT IN COMBUSTIBLE (WOOD FRAME) CONSTRUCTION.
   B. FACING SHALL COMPLY WITH IBC 2012.
2. ALL MATERIALS SHALL BE NEW AND UL LISTED.
3. NO WORK SHALL BE CONCEALED UNTIL APPROVED BY LOCAL INSPECTORS.
4. CONSTRUCTION SHALL COMPLY WITH ALL PARISH, STATE, AND LOCAL CODES.
5. CONTRACTOR TO GUARANTEE WORK FOR ONE YEAR FROM DATE OF SUBSTANTIAL COMPLETION.
6. CONTRACTOR SHALL FURNISH WATER AND POWER FROM EXISTING SOURCES.
7. EXTERIOR CAULKING SHALL BE THIOKAL CAULK.
8. PAINT SHALL BE SHERWIN WILLIAMS OR EQUIVALENT AND APPROPRIATE FOR THE SUBSTRATE TO WHICH IT IS APPLIED AS RECOMMENDED BY PAINT MANUFACTURER. ALL WORK TO RECEIVE THREE COATS (ONE PRIMER COAT, TWO FINISH COATS) UNLESS OTHERWISE RECOMMENDED BY PAINT MANUFACTUER. COLORS TO BE SELECTED BY OWNER.
9. PROVIDE CLEANUP ON A REGULAR BASIS. NO TRASH SHALL BE STORED INSIDE BUILDING PREMISES.
10. ALL BATT INSULATION SHALL HAVE A CLASS "A" (0-25) FLAME SPREAD IN COMPLIANCE WITH IBC 2012.
11. USE 2x6 STUDS, OR TWO 2x4 STAGGERED STUDS WITH 2x6 SILL PLATE AT ALL WALLS WHERE 4" PIPE IS INDICATED. SEE PLUMBING RISER DIAGRAM FOR PIPE SIZE.
12. PROVIDE GALVANIZED METAL PAN WITH DRAIN AT ALL WATER HEATERS.
13. ALL FLOORING SHALL MEET OR EXCEED ADA GUIDELINES REQUIREMENTS FOR SLIP RESISTANCE.
14. INTERIOR LOCKS ON DOORS IN MEANS OF EGRESS SHALL NOT REQUIRE THE USE OF A KEY, SPECIAL KNOWLEDGE, OR SPECIAL DEVICE TO OPEN IN THE DIRECTION OF EGRESS. ALL DOORS SHALL HAVE LEVER TYPE HANDLES.
15. INTERIOR WALLS AND CEILINGS SHALL HAVE A FLAME SPREAD OF 0-200 AND A SMOKE DEVELOPMENT RATING OF 0-450.
16. ALL WORK SHALL COMPLY WITH THE LATEST EDITION OF ALL LOCAL, STATE, AND NATIONAL CODES GOVERNING THE TYPE OF WORK BEING PERFORMED.
17. PROVIDE PORTABLE FIRE EXTINGUISHERS IN ACCORDANCE WITH NFPA 101. SEE APPENDIX "E" OF NFPA 101 FOR DISTRIBUTION OF EXTINGUISHERS.
18. ALL FIRE WALLS SHALL EXTEND TIGHT TO ROOF DECK AND BE SEALED WITH AN APPROVED FIRE CAULK.
19. ALL ELECTRICAL, MECHANICAL, AND PLUMBING MATERIALS PENETRATING FIRE WALLS SHALL BE FIRE CAULKED. (PENETRATIONS THROUGH RATED CONSTRUCTION SHALL BE SEALED WITH A MATERIAL CAPABLE OF PREVENTING THE PASSAGE OF FLAMES AND HOT GASES WHEN TESTED IN ACCORDANCE WITH ASTM-E814.)
20. SERVICE COUNTERS SHALL HAVE AN ACCESSIBLE WRITING SURFACE IN COMPLIANCE WITH ADAAG ACCESSIBILITY GUIDELINES 2010, SECTION 902.3.

GA FILE NO. WP 1521 GENERIC

GYPSUM WALLBOARD, STEEL STUDS

BASE LAYER 5/8" TYPE X GYPSUM WALLBOARD OR GYPSUM VENEER BASE APPLIED PARALLEL TO EACH SIDE OF 3 5/8" STEEL STUDS 24" O.C. WITH 1" TYPE S DRYWALL SCREWS 24" O.C. FACE LAYER 1/2" TYPE X GYPSUM WALLBOARD OR GYPSUM VENEER BASE APPLIED PARALLEL TO EACH SIDE WITH 1 5/8" TYPE S DRYWALL SCREWS 12" O.C.

JOINTS STAGGERED 24" EACH LAYER AND SIDE. SOUND TESTED WITH 3 1/2" GLASS FIBER FRICTION FIT IN STUD SPACE (NLB).

2 HOUR FIRE

THICKNESS: 5 5/8"
LIMITING HEIGHT: REFER TO SECTION V
APPROX. WEIGHT: 9 PSF
FIRE TEST: SEE WP 1545 (UC, 9-7-64; ULC 807499, 3-26-81 ULC DESIGN W414
SOUND TEST: NRCC 815-NV, 2-3-81

55 TO 59 STC SOUND

TWO HOUR RATED WALL

SCALE: N.T.S.

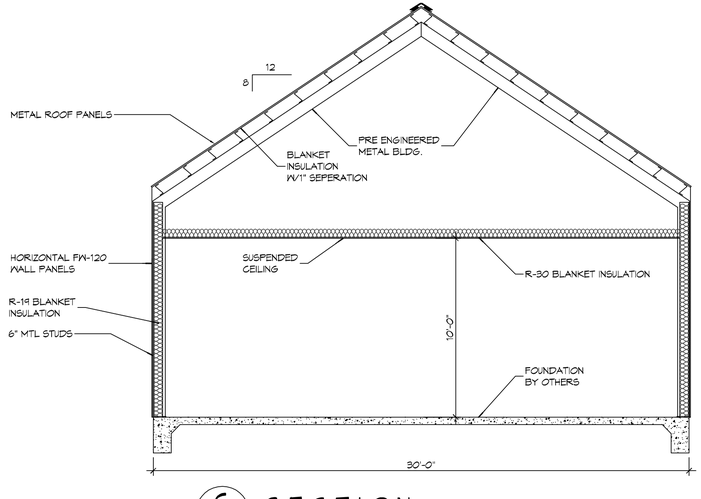

DOOR SCHEDULE

MK	WIDTH	HEIGHT	THK.	DOOR MAT	FRAME MAT	FR	REMARKS
100	(2)3'-0"	6'-8"	1-3/4"	ALUM/GLASS	ALUM	NR	ALUMINUM STOREFRONT WITH DOOR CLOSURE
101	(2)3'-0"	6'-8"	1-3/4"	STEEL	STEEL	NR	WITH DOOR CLOSURE
102	3'-0"	6'-8"	1-3/4"	STEEL	STEEL	NR	WITH DOOR CLOSURE
103	3'-0"	6'-8"	1-3/4"	SOLID WOOD	WOOD	NR	WITH DOOR CLOSURE
103 A	3'-0"	6'-8"	1-3/4"	SOLID WOOD	STEEL	1:30 MIN	WITH DOOR CLOSURE
104	3'-0"	6'-8"	1-3/4"	SOLID WOOD	WOOD	NR	WITH DOOR CLOSURE
105	2'-6"	6'-8"	1-3/4"	SOLID WOOD	WOOD	NR	
106	2'-2"	6'-8"	1-3/4"	SOLID WOOD	WOOD	NR	
107	2'-0"	6'-8"	1-3/4"	SOLID WOOD	WOOD	NR	

WINDOW SCHEDULE

MK	SIZE	FRAME	TYPE	REMARKS
A	3'-0"W x 8'-0"H	ALUM	FIXED	NEW WINDOW
B	3'-0"W x 5'-0"H	ALUM	SLIDER	NEW WINDOW

FINISH SCHEDULE

ROOM NAME	FLOOR	BASE	WALL	CEILING	REMARKS
COMMUNITY CENTER	VCT	VINYL	5/8" GYP BD	ACT	
BOOK NOOK	VCT	VINYL	5/8" GYP BD	5/8" GYP BD	
RESTROOM	CERAMIC TILE	CERAMIC TILE	5/8" GYP BD	5/8" GYP BD	MOISTURE RESISTANT
RESTROOM	CERAMIC TILE	CERAMIC TILE	5/8" GYP BD	5/8" GYP BD	MOISTURE RESISTANT
COAT CLOSET	VCT	VINYL	5/8" GYP BD	ACT	
WARMING KITCHEN	VCT	VINYL	5/8" GYP BD	5/8" GYP BD	
CLOSET	VCT	VINYL	5/8" GYP BD	ACT	
BEDROOM	VCT	VINYL	5/8" GYP BD	5/8" GYP BD	
BATHROOM	CERAMIC TILE	CERAMIC TILE	5/8" GYP BD	5/8" GYP BD	MOISTURE RESISTANT
BEDROOM	VCT	VINYL	5/8" GYP BD	5/8" GYP BD	
CLOSET	VCT	VINYL	5/8" GYP BD	5/8" GYP BD	
CLOSET	VCT	VINYL	5/8" GYP BD	5/8" GYP BD	
CLOSET	VCT	VINYL	5/8" GYP BD	5/8" GYP BD	

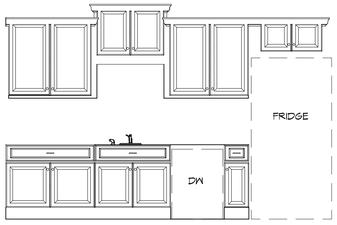

A ELEVATION

A101 | A101

SCALE: 3/8" = 1'-0"

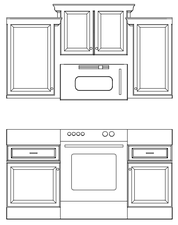

B ELEVATION

A101 | A101

SCALE: 3/8" = 1'-0"

C SECTION

A101 | A101

SCALE: 1/4" = 1'-0"

DAMMON ENGINEERING, INC.
LOUISIANA & MISSISSIPPI
www.dammonengineering.com
info@dammonengineering.com
PH: 985.649.5832
Chief Engineer: Brian Mistich, PE
554 Old Spanish Trail
Slidell, LA 70458

#	DESCRIPTION	REVISIONS	DATE

SEAL:

STATE OF LOUISIANA
BRIAN A. MISTICH
License No. 30187
PROFESSIONAL ENGINEER

MULTI PURPOSE BUILDING

OUR LADY OF FATIMA

6810 VORTISCH ROAD
LACOSTE, LOUISIANA 70445

JOB No: 2370 DATE: 08-17-2020

DRAWN BY: CKD CHECKED BY: CKD

THIS DRAWING AND ANY SUPPLEMENTARY DRAWINGS AND OTHER DOCUMENTS PREPARED BY DAMMON ENGINEERING, INC. ARE THE PROPERTY OF DAMMON ENGINEERING, INC. AND SHALL NOT BE REPRODUCED IN WHOLE OR IN PART WITHOUT THE EXPRESS WRITTEN PERMISSION OF DAMMON ENGINEERING, INC. ANY REPRODUCTION OF THIS DRAWING OR ANY PART THEREOF WITHOUT WRITTEN PERMISSION OF DAMMON ENGINEERING, INC. IS PROHIBITED.

SHEET TITLE: FLOOR PLAN

DRAWING NUMBER: A101

SHEET No: 6 of 12