PANEL SCHEDULE

PANEL: P1
LOCATION: REAR WALL
FEEDER SOURCE: UTILITY

VOLTAGE: 208/120V, 200A, 3Ø, 4W MAIN BREAKER
ENCLOSURE: FLUSH MOUNTED W/ EQUIPMENT GND BAR SQUARE D, I-LINE PANELBOARD

CKT NO	THHN WIRE SIZE	LOAD DESCRIPTION LOCATION	BREAKER AMP	BREAKER POLE	LOAD (VA)	LOAD (VA)	BREAKER POLE	BREAKER AMP	LOAD DESCRIPTION LOCATION	THHN WIRE SIZE	CKT NO
1	#8	AIR HANDLING UNIT - A	40	3	3500	3500	3	40	CONDENSER UNIT - A	#8	2
3					3500	3500					4
5					3500	3500					6
7	#10	AIR HANDLING UNIT - B	30	2	1800	1500	2	20	CONDENSER UNIT - B	#12	8
9					1800	1500					10
11	#10	50 GALLON WATER HEATER	30	2	1800	1440	1	20	RECEPTACLES	#12	12
13					1800	320	1	20	RECEPTACLES, AC CONDENSERS	#12	14
15	#8	RANGE	50	2	2500	1080	1	20	RECEPTACLES, FRONT	#12	16
17					2500	900	1	20	RECEPTACLES, LEFT	#12	18
19	#12	FLUORESCENT LIGHTING	20	1	2100	720	1	20	RECEPTACLES, REAR	#12	20
21	#12	FLUORESCENT LIGHTING	20	1	1400	1500	1	20	RECEPTACLES, KITCHEN COUNTER	#12	22
23	#12	EXTERIOR LIGHTING, FRONT	20	1	500	1500	1	20	RECEPTACLES, KITCHEN COUNTER	#12	24
25	#12	LIGHTING, BATHROOMS	20	1	400		1	20	MICROWAVE, RECEPTACLES	#12	26
27	#12	LIGHTING	20	1	300		1	20	SPARE		28
29	#12	LIGHTING, KITCHEN	20	1	1000		1	20	SPARE		30
31	#12	LIGHTING	20	1	700						32
33											34
35											36
37											38
39											40
41											42

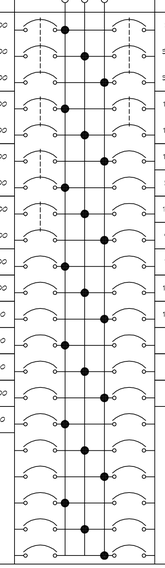

SOLID NEUTRAL
NEUTRAL WIRE (N)

TOTAL CONNECTED LOAD (VA) = 50,080

AØ = 16,340 | BØ = 17,080 | CØ = 16,640

GROUND BUS
GROUND WIRE (G)

ELECTRICAL LOAD SUMMARY

CLECO POWER COMPANY

PROJECT NAME: NEW BUILDING FPOR OUR LADY OF FATIMA

PROJECT ADDRESS: 66110 VORTISCH ROAD

CITY/TOWN: LACOMBE, LOUISIANA

INTENDED USER: OUR LADY OF FATIMA

REQ SERV: 208 V 3 PHASE 4 WIRES

SERV ENTR SIZE: 200 AMPS

HVAC TONNAGE: 10 TONS

LARGEST MOTOR: HP

(NOTE: MOTORS ABOVE 20HP MAY REQUIRE REDUCED VOLTAGE STARTING AND ARE NEVER RECOMMENDED FOR USE W/ 120/240V, 1Ø, 3W SERVICE)

TOTAL BUILDING SQ FT: 2260 SF

INDIVIDUAL UNIT SQUARE FOOTAGE: SF (MULT OCCUPANCY)

INDIVUDUAL UNIT DESIGNATION: (MULT OCCUPANCY)

LOAD SOURCE	1Ø-KVA	3Ø-KVA	OR	1Ø-KW	3Ø-KW
BUILDING LIGHTING	6.9				
ELECTRIC WATER HEATING	3.0				
HEAT PUMPS		13.5			
SUPPLEMENTAL HEAT SYSTEMS		14			
AIR COND CONDENSING UNITS	0				
ELEC HEATING (PRIMARY) - AHU's	0				
COOKING	5.0				
REFRIGERATION	1.6				
RECEPTACLES (STANDARD)	6.0				
RECEPTACLES (COMPUTER)	0				
TOTAL MOTORS (EXCLUDE HVAC)	0				
EXTERIOR LIGHTING	0.5				
MISCELLANEOUS - CEILING FANS	0				
OTHER (POOL EQUIPMENT, TENNANT)	0				

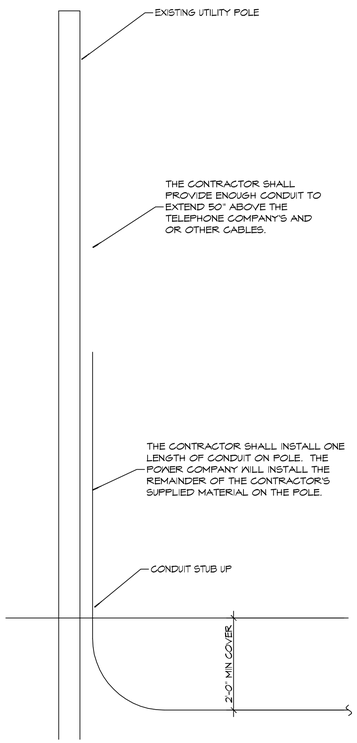

RISER DIAGRAM

SCALE: NONE

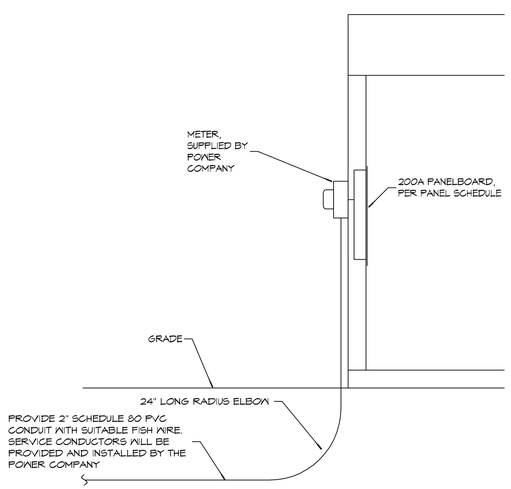

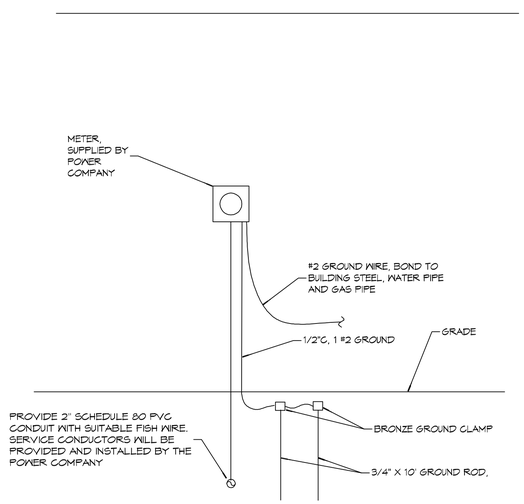

SERVICE ENTRANCE

SCALE: NONE

DAMMON ENGINEERING, INC.
LOUISIANA & MISSISSIPPI
www.dammonengineering.com
info@dammonengineering.com
PH: 985-649-5302

Chief Engineer: Brian Mistich, PE
55 Old Spanish Trail
Slidell, LA 70458

REVISIONS

#	DESCRIPTION	DATE

SEAL:

STATE OF LOUISIANA
BRIAN A. MISTICH
License No. 30187
PROFESSIONAL ENGINEER

MULTI PURPOSE BUILDING
OUR LADY OF FATIMA
66110 VORTISCH ROAD
LACOMBE, LOUISIANA 70445

JOB No: 2310 DATE: 08-17-2020
DRAWN BY: RLD CHECKED BY: AEP

The contractor is responsible for confirming and verifying all dimensions, elevations and conditions shown on these drawings prior to commencing any work. Any errors, omissions, or inconsistencies in these drawings must be reported to the Engineer-of-Record prior to proceeding with the work. Failure to do so shall make the contractor responsible for any resulting damage or cost to correct. Drawings are not to be scaled for sizes. Use figured dimensions and contract documents. Drawings are instruments of service and are the property of the Engineer-of-Record whether the project for which they are made is executed or not. The reproduction, alteration or use of these drawings without written consent of the Engineer-of-Record is forbidden.

SHEET TITLE:
ELECTRICAL PANEL AND ONE LINE DIAGRAM

DRAWING NUMBER:

E102

SHEET No: 12 of 12

FILE NAME: J:\- CHURCHES\2370 - Our Lady Of Fatima Lacombe\Drawings\Current Drawings\E102 - Electric Circuit Panels & One-Line.dwg PLOT DATE & TIME: Monday, August 17, 2020 10:28:24 AM