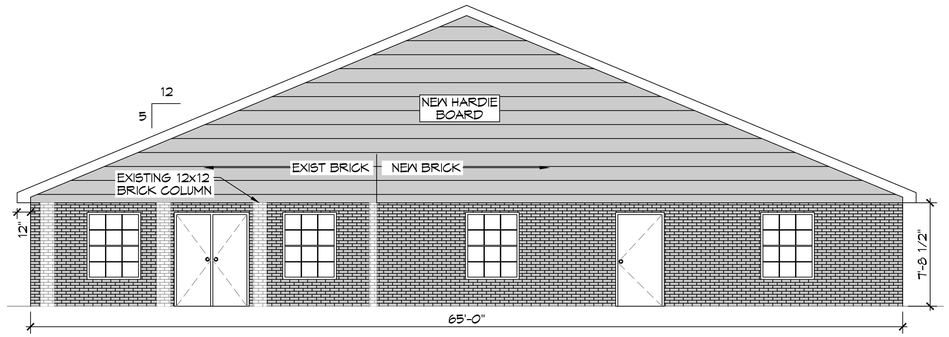

3 FRONT ELEVATION PLAN
SCALE: 3/16"=1'-0"

4 RIGHT ELEVATION PLAN
SCALE: 3/16"=1'-0"

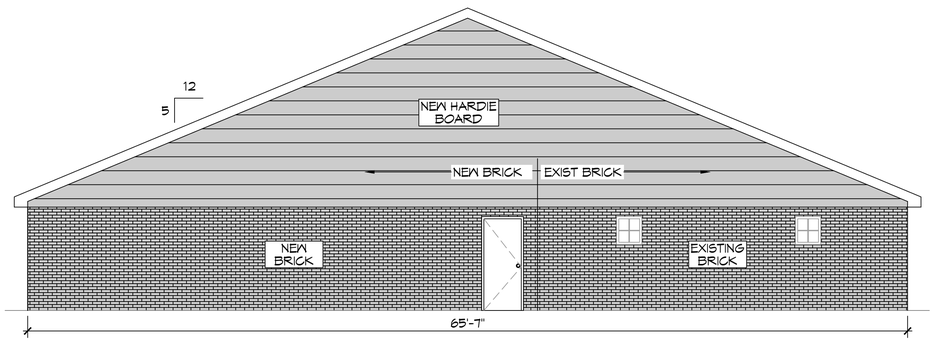

5 REAR ELEVATION PLAN
SCALE: 3/16"=1'-0"

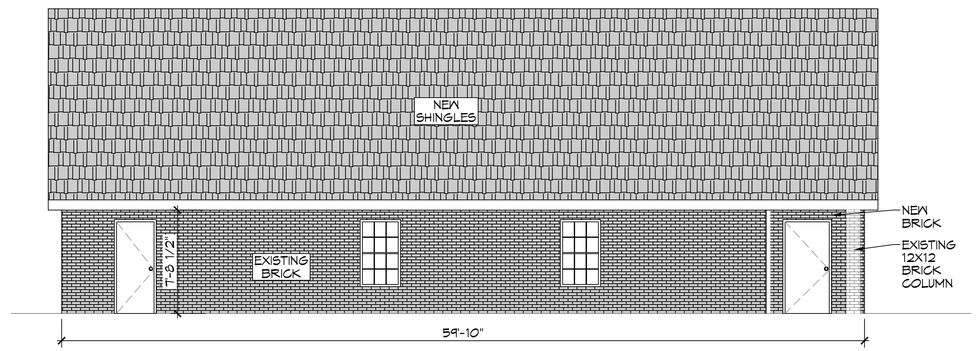

6 LEFT ELEVATION PLAN
SCALE: 3/16"=1'-0"

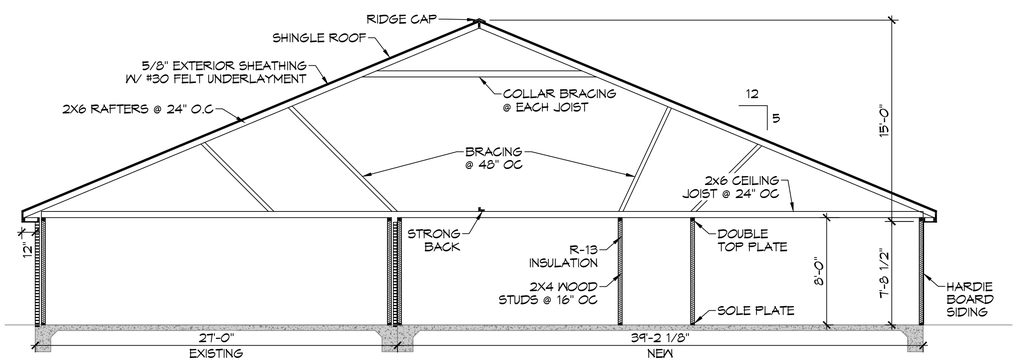

7 SECTION PLAN
SCALE: 3/16"=1'-0"

DAMMON ENGINEERING, INC.
LOUISIANA & MISSISSIPPI
www.dammonengineering.com
info@dammonengineering.com
PH: 985.649.5832 F: 985.641.5950
Chief Engineer: Brian Mistich, PE
5500 Cypress Trail
Slidell, LA 70458

#	DESCRIPTION	DATE

REVISIONS

COMMUNITY BAPTIST CHURCH

59413 BACON RD
SLIDELL, LA 70460

JOB No:	2483
DATE:	08/21/2023
DRAWN BY:	CKD
CHECKED BY:	JMS

THIS DRAWING IS A PROFESSIONAL INSTRUMENT OF SERVICE, REMAINS THE PROPERTY OF DAMMON ENGINEERING, INC. AND MUST BE RETURNED UPON REQUEST. THIS DRAWING MUST NOT BE REPRODUCED OR PUBLISHED WITHOUT WRITTEN CONSENT OF DAMMON ENGINEERING, INC. ANY REPRODUCTION OR PUBLICATION OF THIS DRAWING WITHOUT WRITTEN CONSENT IS PROHIBITED. ANY WORK THAT HAS BEEN PROJECTED AND DEVELOPED WITHOUT WRITTEN CONSENT OF DAMMON ENGINEERING, INC. IS PROHIBITED AND MUST BE REPORTED TO DAMMON ENGINEERING, INC.

SHEET TITLE:
ELEVATION PLAN

DRAWING NUMBER:
A102

SHEET No: 3 of 3

FILE NAME: J:_CASEWORK\2483 - Community Baptist Church Slidell\Drawings\Current Drawings\A102 - Elevation Plan.dwg PLOT DATE & TIME: Tuesday, August 22, 2023 9:39:36 AM