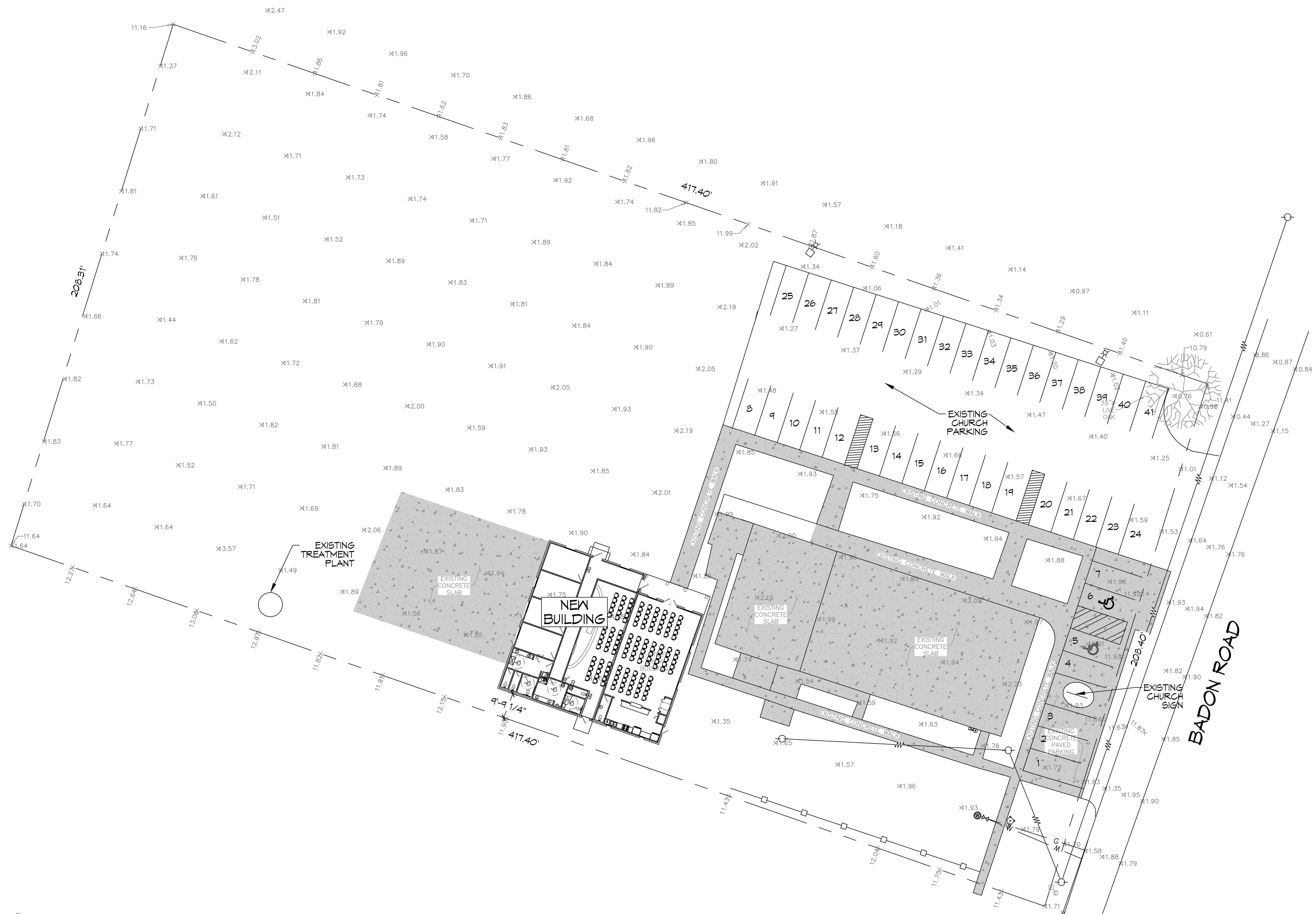

1 EXISTING SITE PLAN
SCALE: 1" = 20'-0"

PLANNING

LOT 4A
ZONED ????

FLOOD ZONE

ZONE "X"

BUILDING SQUARE FOOTAGE

EXISTING BUILDING 1564 SQ.FT.
NEW BUILDING 2,306 SQ. F.T

TOTAL BUILDING 3870 SQ. F.T

BUILDING ELEVATION

BASE FLOOD ELEVATION = N/A
NEW FINISHED FLOOR ELEVATION = MATCH EXISTING HEIGHT

PARKING REQUIREMENTS

CHURCH = 4,436 SQ. FT.

RELIGIOUS INSTITUTIONS, CHURCHES, TEMPLES, CHAPELS, ETC.
1 SPACE PER 4 OCCUPANTS @ MAX LOAD
135 SEATS / 4 = 34 PARKING SPACES REQUIRED

39 REGULAR PARKING SPACES PROVIDED
2 HANDICAP PARKING SPACES PROVIDED
TOTAL PARKING SPACES PROVIDED 41

DAMMON ENGINEERING, INC.
LOUISIANA & MISSISSIPPI
Chief Engineer: Brian Mistich, PE
554 Old Spanish Trail
Slidell, LA 70458
www.dammonengineering.com
info@dammonengineering.com
PH: 985.649.5832 F: 985.641.5950

#	DESCRIPTION	DATE

REVISIONS

COMMUNITY BAPTIST CHURCH

59413 BADON RD
SLIDELL, LA 70460

JOB No:	2483	DATE:	08/21/2023
DRAWN BY:	CKD	CHECKED BY:	BAM

The above drawings and specifications, designs and arrangements represented thereby are and shall remain the property of Dammon Engineering, and no part thereof shall be copied, disclosed to others, or used in connection with any work or project other than the specific project for which the have been prepared and developed without written consent of Dammon Engineering. Visual contact with these drawings or specifications shall constitute conclusive evidence of acceptance of these restrictions.

SHEET TITLE:
SITE PLAN

DRAWING NUMBER:
C101

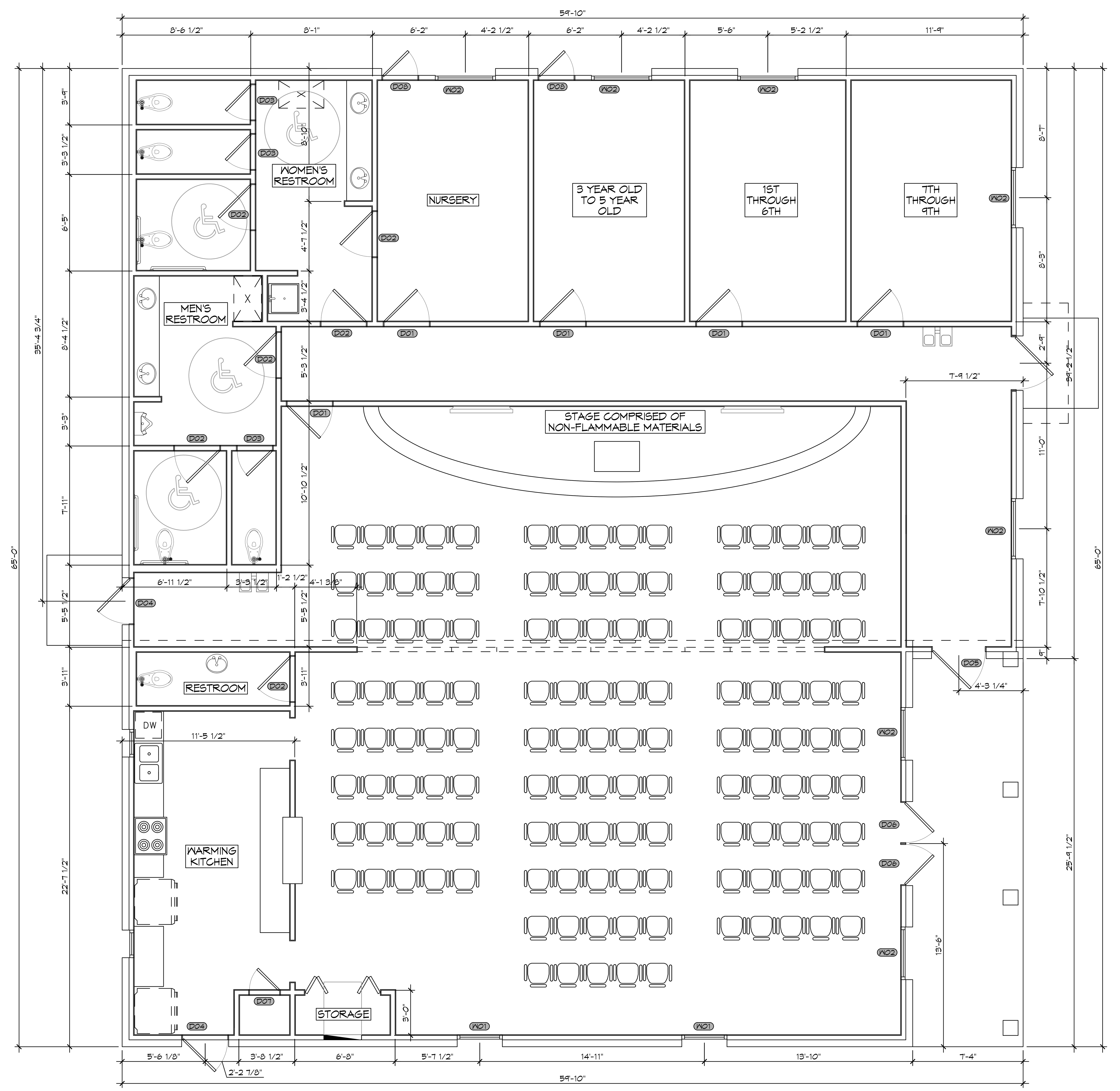

2 FLOOR PLAN
SCALE: 1/4"=1'-0"

GENERAL NOTES

1. INSULATION AND INSULATION ASSEMBLIES SHALL MEET THE REQUIREMENTS OF SECTION 719.
   A. CONCEALED INSULATION SHALL HAVE A FLAME SPREAD OF 0-25 AND SMOKE DEVELOPED INDEX OF 0-450. EXCEPT THAT IN COMBUSTIBLE (WOOD FRAME) CONSTRUCTION.
   B. FACING SHALL COMPLY WITH IBC 2006.
2. PROVIDE 5'X5' LANDINGS, LEVEL WITH FINISHED FLOOR, OUTSIDE EXTERIOR DOORS. THRESHOLDS SHALL BE NOT MORE THAN 1/2" IN HEIGHT AND SHALL BE BEVELED IF MORE THAT 1/4".
3. DIMENSIONS ARE TO CENTERLINE, FACE OF STUDS, CENTER OF COLUMNS, OR FACE OF VENEER.
4. CONTRACTOR TO VERIFY ALL SITE CONDITIONS, BUILDING LOCATIONS, AND DIMENSIONS PRIOR TO CONSTRUCTION.
5. MATERIALS SHALL BE NEW AND U.L. LISTED.
6. NO WORK SHALL BE CONCEALED UNTIL APPROVED BY LOCAL INSPECTORS.
7. CONSTRUCTION SHALL COMPLY WITH ALL PARISH, STATE, AND LOCAL CODES.
8. CONTRACTOR TO GUARANTEE WORK FOR ONE YEAR.
9. CONTRACTOR SHALL FURNISH WATER AND POWER FROM EXISTING SOURCES.
10. EXTERIOR CAULK SHALL BE DOW CORNING 790 SILICONE, INSTALL IN ACCORDANCE WITH MANUFACTURER RECOMMENDATIONS. COORDINATE WITH ARCHITECT/OWNER AS TO COLOR. INTERIOR CAULKING TO BE EQUAL TO DAP PAINTABLE LATEX WITH SILICONE.
11. PAINT GRADE TO SHALL BE SHERWIN WILLIAMS OR EQUIVALENT. ALL WORK TO RECEIVE 3 COATS. COLOR SELECTION BY OWNER.
12. PROVIDE CLEANUP ON A REGULAR BASIS. NO TRASH STORED IN BUILDING.
13. ALL BATT INSULATION SHALL HAVE A CLASS "A" (0-25) FLAME SPREAD IN COMPLIANCE WITH APPLICABLE CODE.
14. USE 6" STUDS, OR 4" STAGGERED STUDS AT ALL PLUMBING WALLS.
15. PROVIDE GALVANIZED METAL PAN WITH DRAIN AT WATER HEATER LOCATION.
16. ALL CORNERS SHALL BE PROPERLY BRACED FOR WIND LOADS. A 48" SHEATHING SHALL BE PROVIDED EVERY 20 FEET OF WALL LENGTH.
17. FLOORING SHALL BE NON-SLIP.
18. INTERIOR LOCKS ON DOORS IN MEANS OF EGRESS SHALL NOT REQUIRE THE USE OF A KEY, SPECIAL KNOWLEDGE, OR SPECIAL DEVICE TO OPEN IN THE DIRECTION OF EGRESS. ALL DOORS SHALL HAVE LEVER TYPE HANDLES.
19. INTERIOR WALLS AND CEILINGS SHALL HAVE A FLAME SPREAD OF 0-200 AND A SMOKE DEVELOPMENT RATING OF 0-450.
20. ALL WORK SHALL COMPLY WITH THE LATEST EDITION OF ALL LOCAL, STATE, AND NATIONAL CODES COVERING THE TYPE OF WORK BEING PERFORMED.
21. PROVIDE PORTABLE FIRE EXTINGUISHERS IN ACCORDANCE WITH NFPA 101. SEE APPENDIX "E" OF NFPA 101 FOR DISTRIBUTION OF EXTINGUISHERS.
22. ALL FIRE WALLS SHALL EXTEND TIGHT TO ROOF SHEATHING, AND BE SEALED WITH AN APPROVED FIRE CAULK.
23. ALL ELECTRICAL, MECHANICAL, AND PLUMBING MATERIALS PENETRATING FIRE WALLS SHALL BE FIRE CAULKED. (PENETRATIONS THROUGH RATED CONSTRUCTION SHALL BE SEALED WITH A MATERIAL CAPABLE OF PREVENTING THE PASSAGE OF FLAMES AND HOT GASES WHEN TESTED IN ACCORDANCE WITH ASTM-E814.)
24. SERVICE COUNTER SHALL HAVE A HCP ACCESSIBLE WRITING SURFACE, MAX. 36" FROM F.F. (ADAAG MANUAL 1998, PG 135)

DOOR SCHEDULE

MK	WIDTH	HEIGHT	THK	DOOR MAT	FRAME	FR	REMARKS
D01	3'-0"	6'-8"	1-3/4"	WOOD	STEEL	NR	INTERIOR DOOR
D02	3'-0"	6'-8"	1-3/4"	WOOD	STEEL	NR	RESTROOM DOOR W/CLOSER
D03	2'-4"	6'-8"	1-3/4"	WOOD	STEEL	NR	RESTROOM DOOR W/CLOSER
D04	3'-0"	6'-8"	1-3/4"	METAL	STEEL	NR	EXTERIOR DOOR W/ CLOSER
D05	3'-6"	6'-8"	1-3/4"	METAL	STEEL	NR	EXTERIOR DOOR W/ CLOSER
D06	2'-8"	6'-8"	1-3/4"	METAL	STEEL	NR	EXTERIOR DOOR W/ CLOSER
D07	2'-0"	6'-8"	1-3/4"	WOOD	STEEL	NR	INTERIOR DOOR
D08	2'-4"	6'-8"	1-3/4"	METAL	STEEL	NR	EXTERIOR DOOR W/ CLOSURE

NOTE: ALL DOORS ARE TO BE FITTED WITH COMMERCIAL GRADE HARDWARE AND HANDLES.

ALL EXTERIOR DOOR ASSEMBLES TO BE RATED FOR 130 MPH WINDS AND SHALL BE MISSILE IMPACT RESISTANT.

DOORS IN A REQUIRED MEANS OF EGRESS SERVING ANY ASSEMBLY AREA HAVING AN OCCUPANT LOAD OF 50 OR MORE PERSONS SHALL NOT BE EQUIPPED WITH A LATCH OR LOCK OTHER THAN PANIC HARDWARE OR FIRE EXIT HARDWARE.

WINDOW SCHEDULE

MK	WIDTH	HEIGHT	FRAME MAT	NOTES
W01	3'-0"	5'-0"	ALUM	NEW WINDOW INSULATED
W02	4'-0"	5'-0"	ALUM	NEW WINDOW INSULATED

NOTE: ALL EXTERIOR WINDOW AND DOOR ASSEMBLES TO BE RATED FOR 130 MPH WINDS AND SHALL BE MISSILE IMPACT RESISTANT.

DAMMON ENGINEERING, INC.
LOUISIANA & MISSISSIPPI
Chief Engineer: Brian Mistich, PE
554 Old Spanish Trail
Slidell, LA 70458
www.dammonengineering.com
info@dammonengineering.com
PH: 985.649.5832 F: 985.641.5950

#	DESCRIPTION	DATE
REVISIONS		

COMMUNITY BAPTIST CHURCH
59413 BADON RD
SLIDELL, LA 70460

JOB No:	2483	DATE:	08/21/2023
DRAWN BY:	CKD	CHECKED BY:	JMS

The above drawings and specifications, designs and arrangements represented thereby are and shall remain the property of Dammon Engineering, and no part thereof shall be copied, disclosed to others, or used in connection with any work or project other than the specific project for which the have been prepared and developed without written consent of Dammon Engineering. Visual contact with these drawings or specifications shall constitute conclusive evidence of acceptance of these restrictions.

SHEET TITLE:
FLOOR PLAN

DRAWING NUMBER:
A101

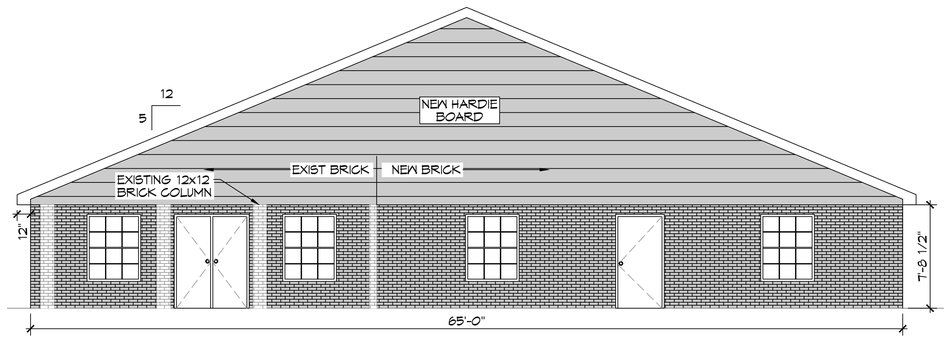

3 FRONT ELEVATION PLAN
SCALE: 3/16"=1'-0"

4 RIGHT ELEVATION PLAN
SCALE: 3/16"=1'-0"

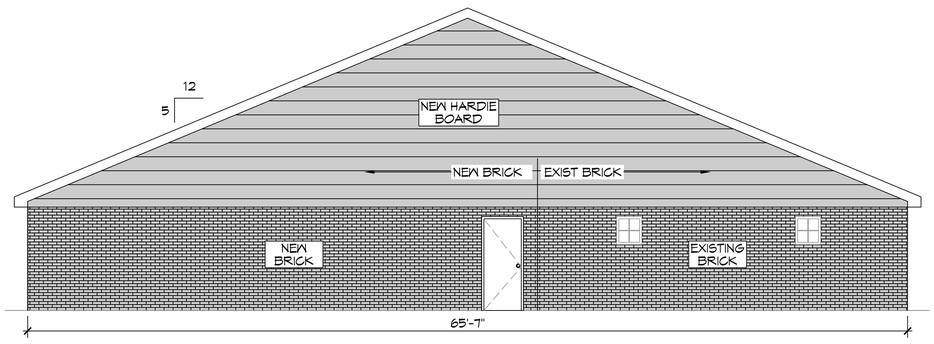

5 REAR ELEVATION PLAN
SCALE: 3/16"=1'-0"

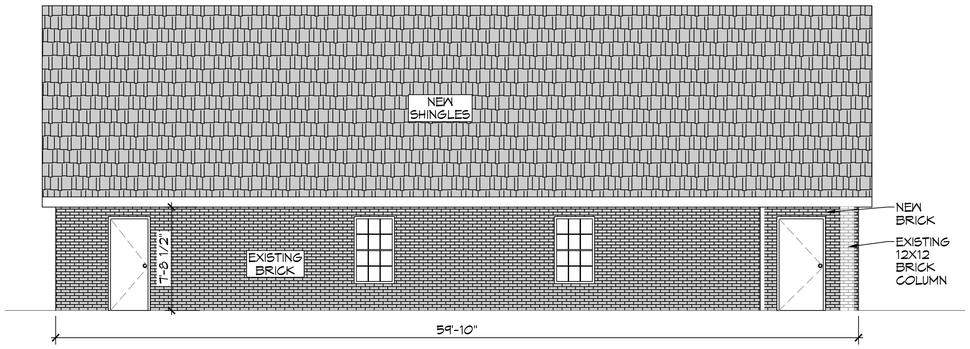

6 LEFT ELEVATION PLAN
SCALE: 3/16"=1'-0"

DAMMON ENGINEERING, INC.
LOUISIANA & MISSISSIPPI
www.dammonengineering.com
infoedammonengineering.com
PH: 985.649.5832 F: 985.641.5950
Chief Engineer: Brian Mistich, PE
554 Old Spanish Trail
Slidell, LA 70458

REVISIONS

#	DESCRIPTION	DATE

COMMUNITY BAPTIST CHURCH
59413 BADON RD
SLIDELL, LA 70460

JOB No:	2483	DATE:	08/21/2023
DRAWN BY:	CKD	CHECKED BY:	JMS

The information contained herein is the property of Dammon Engineering, and may not be reproduced, distributed, or used in any manner without written consent of Dammon Engineering, and is not to be used for any purpose other than the specific project for which the data has been prepared and developed without written consent of Dammon Engineering. Should contact with these drawings or specifications and commencement of the project or any other use of the data contained herein, the contractor shall be held responsible for any loss or damage to the data contained herein.

SHEET TITLE:
ELEVATION PLAN

DRAWING NUMBER:
A102

SHEET No: 3 of 3