LIFE-SAFETY INFORMATION

APPLICABLE CODES		
NFPA 101 LIFE-SAFETY CODE 2015		
OCCUPANCY TYPE(S) AND CHAPTER(S)		
ASSEMBLY (CHAPTER 12)		
OCCUPANT LOAD FACTOR		*(REFERENCE TABLE 7.3.1.2)*
ASSEMBLY - GYMNASIUM	7 NET	1,066 OCCUPANTS

CLASSIFICATION OF HAZARD OF CONTENTS

(REFERENCE: OCCUPANCY CHAPTER AND 6.2.2: SPECIFY LOW, ORDINARY, OR HIGH)

CONST. TYPE= 2(000) *(REFERENCE: CHAPTER8, TABLE A.8.2.1.2 AND COMMENTARY TABLE 8.1 IN HANDBOOK)*

MINIMUM EXIT SEPARATION DISTANCE FOR REMOTELY LOCATED EXITS

(REFERENCE: SECTION 7.5; SPECIFY 1/2 OR 1/3 DIAGONAL DISTANCE OF AREA SERVED)

1/3 DIAGONAL = 138 FT / 3 = 46 FT

MAXIMUM DEAD-END CORRIDORS *(REFERENCE: OCCUPANCY CHAPTER AND TABLE A.7.6)*

20 FEET

MAXIMUM COMMON PATH OF TRAVEL DISTANCE *(REFERENCE: OCCUPANCY CHAPTER AND TABLE A.7.6)*

20 FEET

MAXIMUM TRAVEL DISTANCE TO EXITS *(REFERENCE: OCCUPANCY CHAPTER AND TABLE A.7.6)*

250 FEET

*MAIN ENTRANCE MUST BE SIGNED TO ACCOMODATE 1/2 OCCUPANT LOAD OF BUILDING

EXTINGUISHMENT REQUIREMENTS	**THIS BUILDING IS FULLY SPRINKLERED**
DETECTION, ALARM, AND COMMUNICATION SYSTEMS	MONITORED FIRE ALARM SYSTEM
ALLOWABLE HEIGHT AND BUILDING AREA	PER IBC EQUIVALENT CONSTRUCTION TYPE

BUILDING CODE INFORMATION

APPLICABLE CODES		
IBC 2015		
ASSEMBLY GROUP A3	*(IBC 2015 CHAPTER 10)*	
OCCUPANT LOAD CALCULATIONS	(TABLE 1004.1.2)	
ASSEMBLY 3 - GYMNASIUM - 8580 SQ. FT.	7 NET	
TOTAL OCCUPANTS	1,066 OCCUPANTS	
CONSTRUCTION TYPE(S)	*2 B (SECTION 602)*	
ALLOWABLE HEIGHT AND BUILDING AREA LIMITED BY TYPE OF CONSTRUCTION		
MAXIMUM HEIGHT IN FEET *(SECTION 503 & 504, TABLE 504.4)*		75
MAXIMUM AREA IN SQUARE FEET *(SECTION 503, 506 & 507, TABLE 506.2)*		38,000 SF
ACTUAL BUILDING AREA IN SQUARE FEET		29,326 SF

WIND SPEED DESIGN REQUIREMENTS

THIS BUILDING SHALL BE DESIGNED WITH IBC SEC 1609 AS A FULLY ENCLOSED BLDG USING THE FOLLOWING INFORMATION:

WIND DESIGN DATA: DETERMINATION OF WIND LOADS SHALL BE IN ACCORDANCE WITH IBC SEC 1609.3 (A), (B), OR (C) DEPENDING ON THE RISK CATEGORY

ULTIMATE WIND SPEED =	142 MPH (IBC FIG 1609C)	NOMINAL WIND SPEED =	Vasd = 110 MPH
RISK FACTOR:	CATEGORY II	SURFACE ROUGHNESS =	B
TOPOGRAPHIC FACTOR =	1	EXPOSURE =	B
INTERNAL PRESSURE COEFFICIENT (ASCE 7-10 TABLE 26.11-1):		± 0.18	

LIVE LOADS (IBC SEC 1607)	
ASSEMBLY FIXED SEATING (IBC TABLE 1607.1):	60 PSF
PLATFORMS (ASSEMBLY) (IBC TABLE 1607.1):	100 PSF
LOBBIES (IBC TABLE 1607.1):	100 PSF
CLASSROOMS (IBC TABLE 1607.1):	40 PSF UNIFORM, 1,000 LB CONCENTRATED
ROOF LIVE LOADS (IBC TABLE 1607.1):	20 PSF UNIFORM, 300 LB CONCENTRATED
SNOW LOADS (IBC TABLE 1608):	
GROUND SNOW LOAD (IBC FIG 1608.2):	5 PSF

FLOOD ZONE INFORMATION

BASED ON THE LSU FLOOD MAP PROPERTY IS IN ZONE AE, EL 13 BASE FLOOD.

FLOOD ZONE:	AE	BASE FLOOD ELEVATION	13.0'

FIRM, COMMUNITY NUMBER 220120635F DATE:04/30/2008

BRIDE ADORN CHURCH ACTIVITY CENTER SLIDELL LOUISIANA

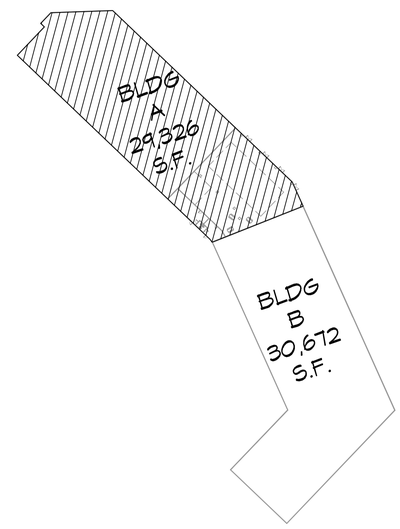

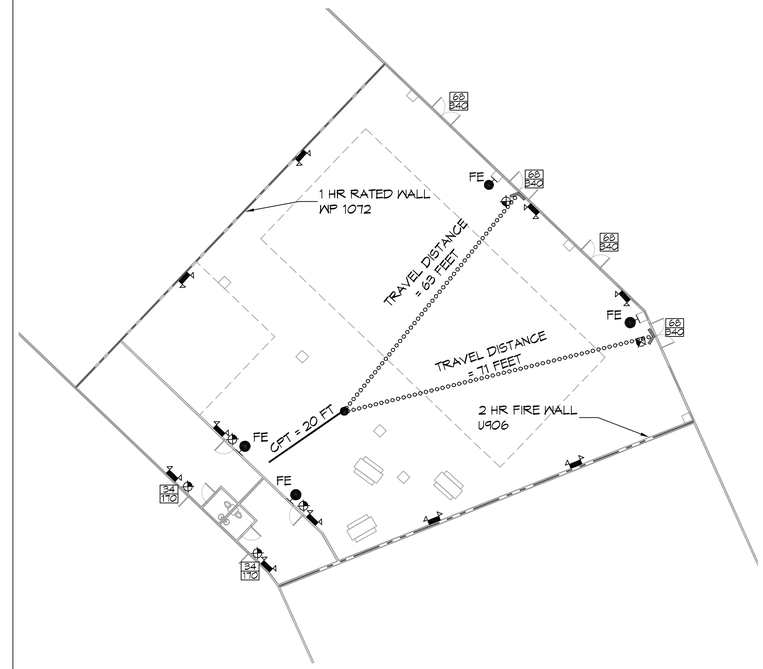

N

1 LIFE-SAFETY PLAN

SCALE: 1/16" = 1'-0"

LIFE-SAFETY LEGEND

SYMBOL	DESCRIPTION
	EXITS
45	DOOR FIRE RATING (MINUTES)
36 1/0	DOOR WIDTH/EGRESS CAPACITY
	EXIT LIGHT
FE	FIRE EXTINGUISHER W/ WALL MTD BRACKET
	COMMON PATH OF TRAVEL
	TRAVEL DISTANCE
	DECISION POINT
	ONE-HOUR FIRE RATED PARTITION
	TWO-HOUR FIRE RATED PARTITION

VICINITY MAP

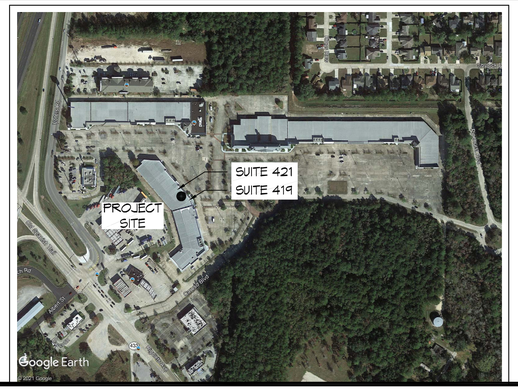

N

SHEET INDEX

SHEET #	SHEET TITLE
G001	GENERAL PROJECT, LIFE-SAFETY, AND BUILDING CODE INFORMATION
C101	SITE PLAN
A101	FLOOR PLAN
E101	LIGHTING PLAN

GENERAL NOTES

1. ALL MATERIALS AND WORK, INCIDENTAL TO THE CONSTRUCTION OF THIS PROJECT, SHALL CONFORM TO ALL GOVERNING CODES, AND REGULATIONS OF AGENCIES IN AUTHORITY.
2. CONTRACTOR SHALL PROVIDE ALL PUBLIC PROTECTIONS NECESSARY AS REQUIRED BY LAW.
3. THE DRAWINGS, SPECIFICATIONS AND ANY SUBSEQUENTLY ISSUED ADDENDA, AMENDMENTS OR SUCH CHANGE ORDERS APPROVED BY THE OWNER AND THE CONTRACTOR ARE PART OF THESE CONTRACT DOCUMENTS.
4. **DO NOT SCALE DRAWINGS.** CONSULT WITH THE ARCHITECT REGARDING ANY ITEMS IN THE CONTRACT DOCUMENTS THAT REQUIRE CLARIFICATION.
6. TRASH SHALL BE REMOVED FROM THE SITE NOT LESS THAN TWICE MONTHLY.
7. THE GENERAL CONTRACTOR SHALL VERIFY EXISTING CONDITIONS PRIOR TO COMMENCING WORK AND REPORT ANY AND ALL DISCREPANCIES TO THE ARCHITECT.
8. CONTRACTOR VEHICLES AND EQUIPMENT NECESSARY FOR CONSTRUCTION MAY BE PARKED ON THE SITE. OTHER VEHICLES PARKED ON THE SITE REQUIRE THE OWNER'S PERMISSION.
10. NAMING A CERTAIN BRAND, MAKE OR MANUFACTURER IS TO DESIGNATE THE GENERAL STYLE, TYPE, CHARACTER AND QUALITY STANDARD OF THE PRODUCT DESIRED. SUBSTITUTION REQUESTS MUST BE SUBMITTED PRIOR TO BIDDING.
11. ALL MATERIALS/EQUIPMENT SHALL BE INSTALLED PER MANUFACTURER'S RECOMMENDATIONS. WORK NOT CONSISTENT WITH MANUFACTURER'S RECOMMENDATIONS WILL BE REJECTED BY OWNER/ARCHITECT.

DAMMON ENGINEERING, INC.
LOUISIANA & MISSISSIPPI
www.dammonengineering.com
info@dammonengineering.com
PH: 985.649.5832 F: 985.641.5950
Chief Engineer: Brian Mistich, PE
554 Old Spanish Trail
Slidell, LA 70458

#	DESCRIPTION	DATE

REVISIONS

STATE OF LOUISIANA
BRIAN A. MISTICH
License No. 30187
PROFESSIONAL ENGINEER

BRIDE ADORN CHURCH ACTIVITY CENTER

1000 CAMPBELL BLVD.
SUITE 419 & 421
SLIDELL, LA 70461

JOB No: | DRAWN BY: RLD | DATE: 7/15/2021 | CHECKED BY: JMS

The client drawings are specifications, original and contemporary drawings & specifications are the property of Dammon Engineering and shall not be reproduced or used for other projects or extensions to others, or given to a prospective purchaser or lessee or prospective purchaser of the property, except as agreed to in writing by Dammon Engineering. Written dimensions on these drawings shall take precedence over scaled dimensions. Contractors shall verify and be responsible for all dimensions and conditions on the job. Dammon Engineering, Inc. shall be informed of any variations from the dimensions and conditions shown by these drawings.

SHEET TITLE:
GENERAL PROJECT, LIFE-SAFETY, AND BUILDING CODE INFORMATION

DRAWING NUMBER:

G001

SHEET No: 1 of 4

FILE NAME: J:_DAMMON\2021\Bride Adorned Church Activity Center\Current Drawings\G001 - Cover Sheet.dwg PLOT DATE & TIME: Thursday, July 15, 2021 8:30:21 AM