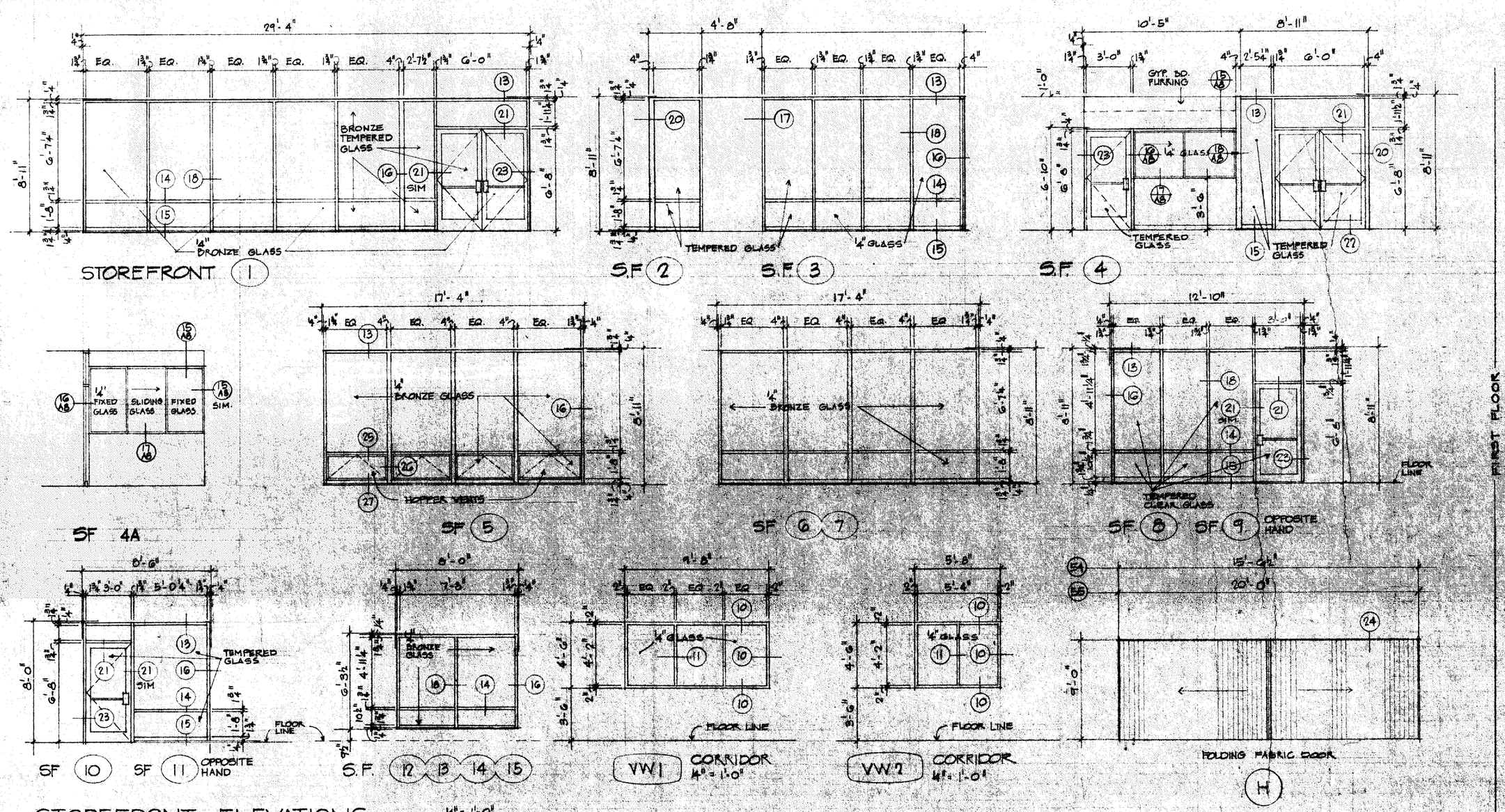

STOREFRONT ELEVATIONS

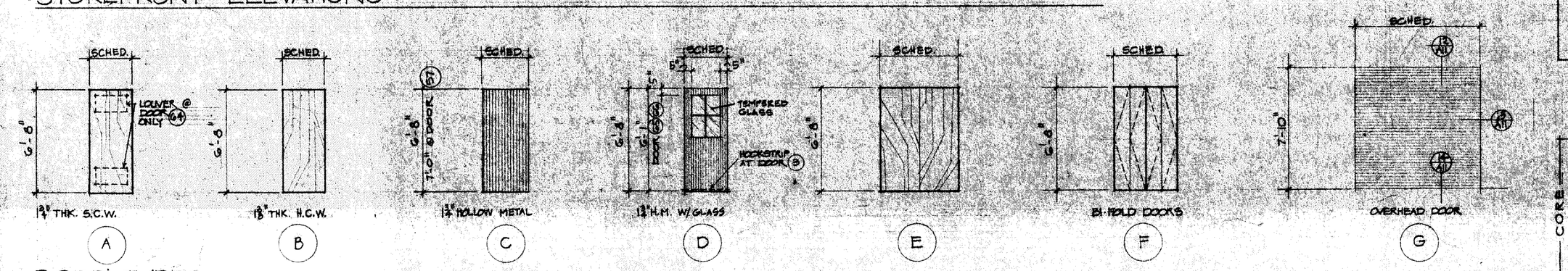

DOOR TYPES

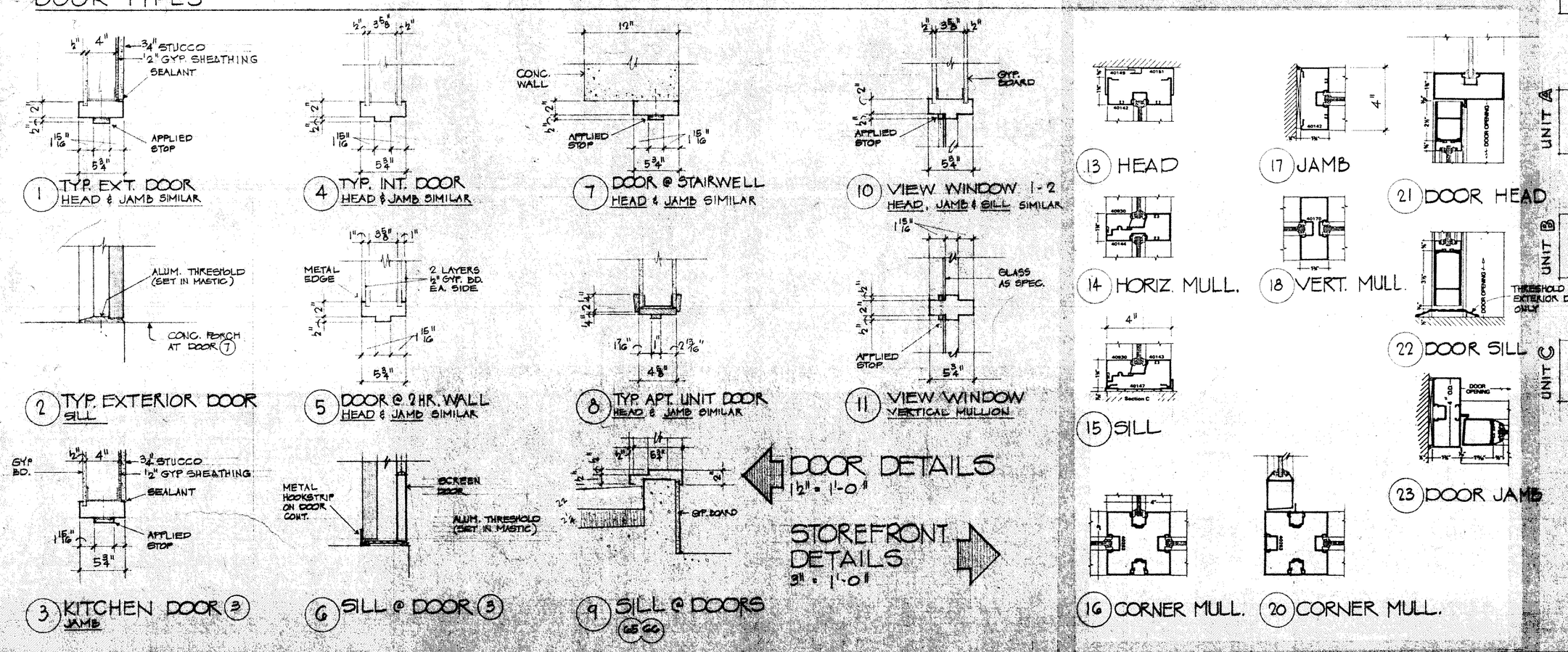

DOOR SCHEDULE

MARK	TYPE	SIZE	MATERIAL	HARDWARE SET	HEAD	JAMB	SILL	UL LABEL	REMARKS
					ALL DETAILS THIS SHEET UNLESS NOTED				
1	C	2'-6" x 6'-8"	H.M.	2	1	1	2		
2	C	3'-8" x 6'-8"	H.M.	3	1	1	2		
3	D	3'-0" x 6'-8"	H.M.	6	3	3	6		SCREEN
4	G	6'-0" x 7'-10"		8					OVERHEAD DOOR
5	C	3'-0" x 6'-8"	H.M.	7	1	1			
6	G	8'-0" x 7'-10"		8					OVERHEAD DOOR
7	D	4'-0" x 6'-8"	HM/GLASS	5	1	1			
8	D	3'-0" x 6'-8"	HM/GLASS	4					
9	C	3'-8" x 6'-8"	H.M.	3	1	1			
10	NOT USED								
11	NOT USED								
12	A	3'-0" x 6'-8"	SCW	10	4	4	—		
13	A	3'-0" x 6'-8"	SCW	10	4	4	—		
14	A	3'-0" x 6'-8"	SCW	10	4	4	—		
15	A	3'-0" x 6'-8"	SCW	10	4	4	—		
16		PAIR 2'-6" x 6'-8"	SCW	19					SPECIAL DOORS SEE DETAIL SHT
17	A	2'-8" x 6'-8"	SCW	10	4	4	—		
18	A	2'-4" x 6'-8"	SCW	11	4	4	—		
19	G	3'-0" x 6'-8"	HM	10	5	5	—	B	
20	A	3'-0" x 6'-8"	HCW	12	5	5	—	B	
21	A	3'-0" x 6'-8"	HCW	12	5	5	—	B	
22	C	3'-0" x 6'-8"	H.M.	10	5	5	—	B	
23	C	3'-0" x 6'-8"	H.M	10	4	4	—		
24	NOT USED								
25	A	3'-0" x 6'-8"	SCW	10	4	4	—		
26	A	3'-0" x 6'-8"	SCW	10	4	4	—		
27	A	2'-6" x 6'-8"	SCW	13	4	4	—		
28	A	2'-8" x 6'-8"	SCW	13	4	4	—		
29	A	2'-8" x 6'-8"	SCW	10	4	4	—		
30	A	3'-0" x 6'-8"	SCW	10	4	4	—		
31	A	3'-0" x 6'-8"	SCW	10	4	4	—		
32	A	3'-0" x 6'-8"	SCW	10	4	4	—		
33	A	2'-8" x 6'-8"	SCW	10	4	4	—		
34	E	PAIR 2'-0" x 6'-8"	SCW	14	4	4	—		
35	A	3'-0" x 6'-8"	SCW	10	4	4	—		
36	A	3'-0" x 6'-8"	HCW	12	5	5	—	B	
37	NOT USED								
38	A	2'-8" x 6'-8"	SCW	10	4	4	—		
39	A	2'-8" x 6'-8"	SCW	10	4	4	—		
40	A	3'-0" x 6'-8"	SCW	10	4	4	—		
41	A	3'-0" x 6'-8"	SCW	10	4	4	—		
42	A	3'-0" x 6'-8"	SCW	10	4	4	—		
43	B	2'-0" x 6'-8"	HCW	15	8	8	—		
44	B	2'-0" x 6'-8"	HCW	15	8	8	—		
45	B	2'-6" x 6'-8"	HCW	16	8	8	—		
46	B	1'-6" x 6'-8"	HCW	15	8	8	—		
47	B	2'-8" x 6'-8"	HCW	15	8	8	—		
48	E	4'-0" x 6'-8"	HCW		8	8	—		
49	E	4'-0" x 6'-8"	HCW		8	8	—		
50	B	2'-0" x 6'-8"	HCW	15	8	8	—		
51	E	4'-0" x 6'-8"	HCW		8	8	—		
52	E	4'-0" x 6'-8"	HCW		8	8	—		
53	NOT USED								
54	F	18'-6½" x 9'-0"	FABRIC	18	24				FOLDING PARTITION
55	F	10'-0" x 9'-0"	FABRIC	18	24				FOLDING PARTITION
⚠ 56		PR 2'-6" x 7'-0"	H.M.	SEE SHEET A2 FOR DETAILS & HARDWARE					TRANSFORMER VAULT DOOR
⚠ 57	C	4'-0" x 7'-0"	H.M.	10	4	4	—	B	TRASH ROOM TO MECH. ROOM
60		2'-8" x 6'-8"	HCW	20	5	5	—	B	
61	E	PAIR 3'-0" x 6'-8"	HCW	21	4	4	—		
62	A	3'-0" x 6'-8"	HCW	22	7	7	—	B	
63	A	3'-0" x 6'-8"	HCW	22	7	7	—	B	
64	A	3'-0" x 6'-8"	HCW	24	7	7	—		26" x 12" LOUVER TOP & BOTTOM
65	D	2'-8" x 6'-1"	HM/GLASS	28	9	9	—		
66	D	2'-8" x 6'-1"	HM/GLASS	25	9	9	—		
67	A	2'-8" x 6'-8"	SCW	26	4	4	—		
68	A	2'-8" x 6'-8"	SCW	26	4	4			
69	C	2'-8" x 6'-1"	H.M	25					
70	C	2'-8" x 6'-8"	H.M	22	7	7		B	
71	C	3'-0" x 6'-8"	H.M.	22	7	7	—	B	
75	A	3'-0" x 6'-8"	SCW	27	4	4	—		
76	B	1'-6" x 6'-8"	HCW	28	8	8	—		
77	B	2'-8" x 6'-8"	HCW	28	8	8	—		
78	F	4'-0" x 6'-8"	HCW		8	8	—		
79	B	2'-8" x 6'-8"	HCW	29	8	8	—		
80	A	3'-0" x 6'-8"	SCW	31	4	4	—		
81	B	1'-6" x 6'-8"	HCW	32	8	8	—		
82	B	2'-8" x 6'-8"	HCW	32	8	8	—		
83	F	4'-0" x 6'-8"	HCW		8	8	—		
84	B	2'-8" x 6'-8"	HCW	33	8	8	—		
85	A	3'-0" x 6'-8"	SCW	35	4	4	—		
86	B	1'-8" x 6'-8"	HCW	36	8	8	—		
87	B	2'-8" x 6'-8"	HCW	36	8	8	—		
88	F	4'-0" x 6'-8"	HCW		8	8	—		
89	B	2'-8" x 6'-8"	HCW	37	8	8	—		

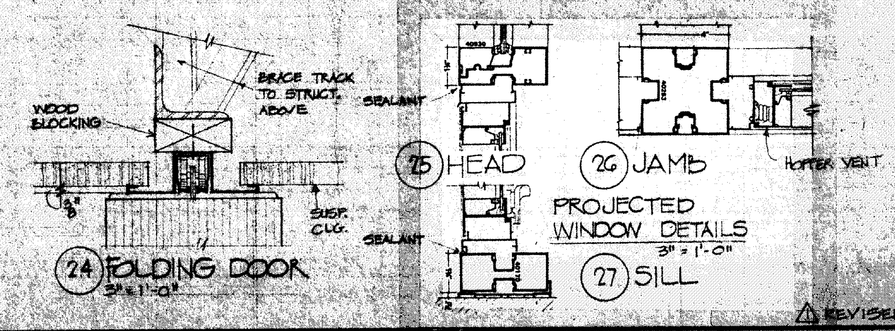

⚠ REVISED 7-31-78

NOTICE
This drawing is the exclusive property of Parker-Croston Associates and must not be used for any purpose other than that for which it was prepared, nor may it be copied or reproduced for any purpose without the express, written consent of Parker-Croston Associates.

PARKER - CROSTON ASSOCIATES
ARCHITECTS • ENGINEERS • PLANNERS
FORT WORTH TEXAS

FOREST TOWERS EAST APARTMENTS
for
FOREST TOWERS EAST INC.
NEW ORLEANS LOUISIANA

JOB NO 7728
DATE 4-26-78
DRAWN JPV
CHECKED MBP

SHEET NO
A-10
OF 24 SHEETS