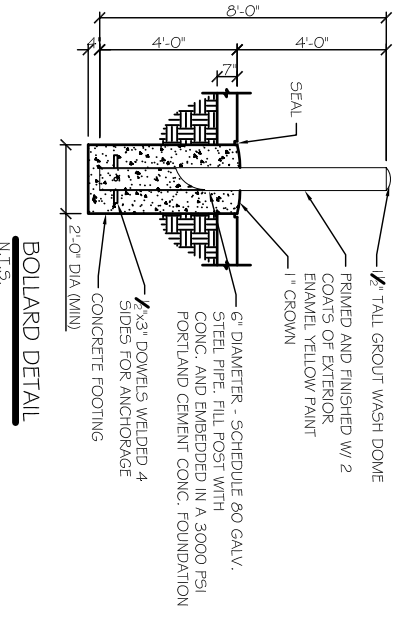




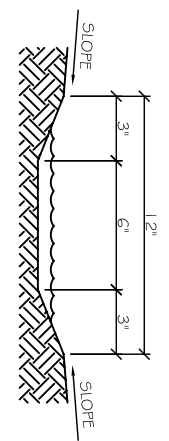
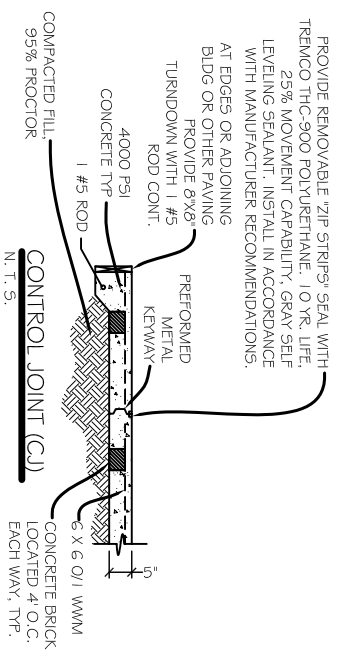
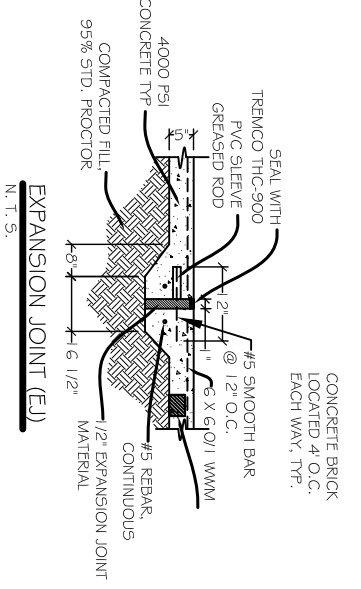
PAVING & DRAINAGE PLAN
SCALE: 1" = 10'-0"

LEGEND

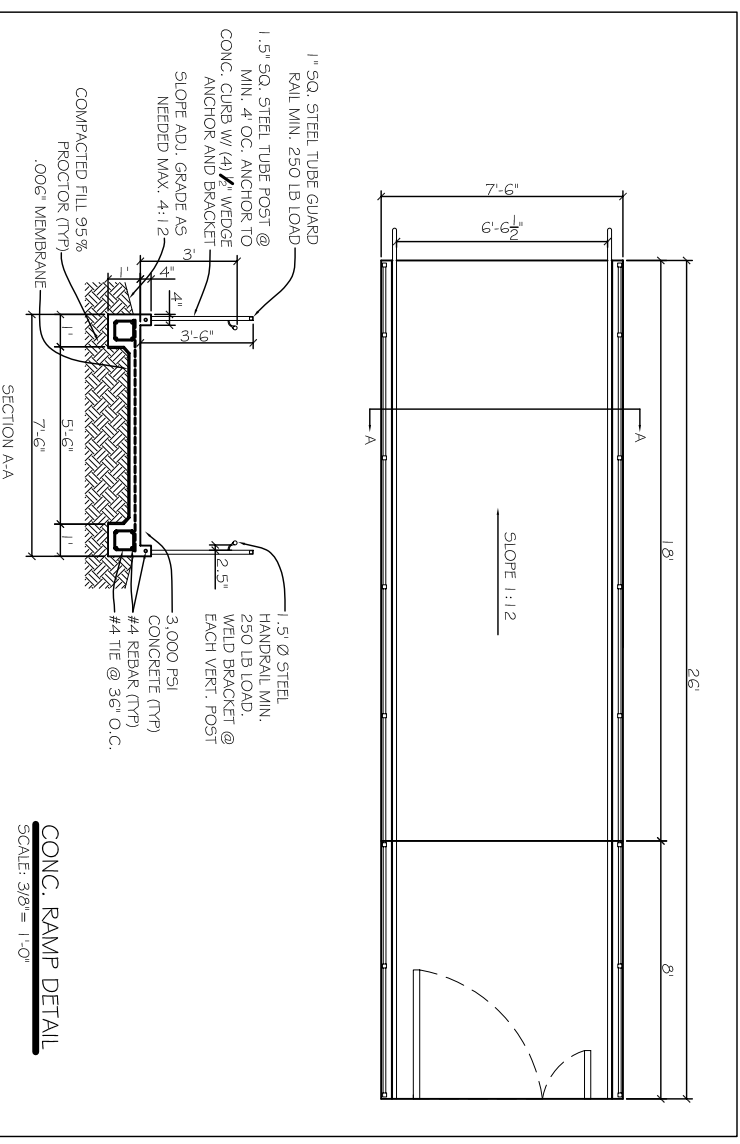
- PROPERTY LINE
- NEW BLDG. FOOTPRINT
- SETBACK LINE
- NEW FENCE
- 6" CONCRETE CURB
- EXPANSION JOINT (30x45)
- CONTROL JOINT (10x15)
- INDICATES DIRECTION OF DRAINAGE
- NEW ELEVATION
- TEMPORARY SILT FENCE
- INVERT ELEVATION




BOLLARD DETAIL
N.T.S.



SWALE DETAIL
N.T.S.



CONC. RAMP DETAIL
SCALE: 3/8" = 1'-0"



DAMMON ENGINEERING, INC.
CHIEF ENGINEER
EMILLET DAMMON, P.E.
CHIEF ARCHITECT
ROBERT WILTSE

1095 FLORIDA AVENUE
SLIDELL, LA, 70458
OFFICE: 985-649-5832
FAX: 985-641-15950

WEBSITE: WWW.DAMMONENGINEERING.COM
EMAIL: DAMMONENG@BELL.SOUTH.NET

ARCHITECTURE
ENGINEERING
STUDIES
PLANNING
INVESTIGATION
EXPERT WITNESS

NEW CREMATION AND EMBALMING FACILITY

HONAKER FUNERAL HOME
TERRY TRANCHINA
1751 W. GAUSE BLVD
SLIDELL, LA

PAVING & DRAINAGE PLAN

REV:
SCALE: AS NOTED
JOB#: 1999
DATE: XX-XX-08
SHEET 3

C-2

OF 20