

BROCK BEAUTY, INC. NEW OFFICE



OAK HARBOR BLVD.
SLIDELL, LA.

ZONED P.U.D. C-2
HIGHWAY COMMERCIAL

INTERNATIONAL BUILDING CODE 2009

OCCUPANCY CLASSIFICATION:
BUSINESS, GROUP B (SEC 304.1)

OCCUPANT LOAD: (TBL 1004.1.1)
BUSINESS AREAS = 100 GROSS SQ.FT. / OCCUPANT
6,000 S.F. OFFICE = 60 OCCUPANTS
TOTAL 60 OCCUPANTS

EXIT ACCESS REQUIREMENTS: (SEC 1015)
EXIT REQUIRED FOR < 49 OCCUPANTS IN BUSINESS OCCUPANCY (3 EXITS PROVIDED)

EXIT TRAVEL DISTANCE REQUIREMENTS: (SEC 1016)
BUSINESS EXIT ACCESS TRAVEL DISTANCE = 200' UNSPRINKLED

ALLOWABLE HEIGHT AND BLDG. AREA: (TBL 503)
B=23,000 SQ.FT. / 3 STORY ALLOWED, THIS PROJECT 2 STORY / 6,000 SQ.FT.

CONSTRUCTION CLASSIFICATION: (SEC 602.2)
TYPE II B

FIRE RESISTANCE RATING REQUIREMENTS FOR BLDG. ELEMENTS: (TBL 601)
STRUCTURAL FRAME = 0 HRS.
BEARING WALLS (INTERIOR AND EXTERIOR) = 0 HRS.
NON-BEARING WALLS = 0 HRS.
FLOOR CONSTRUCTION = 0 HRS.
ROOF CONSTRUCTION = 0 HRS.

FIRE RESISTANCE RATING REQUIREMENTS FOR EXTERIOR WALLS: (TBL 602)
EXTERIOR WALLS WITH 5'-0" TO FIRE SEPARATION DISTANCE = 1 HR.

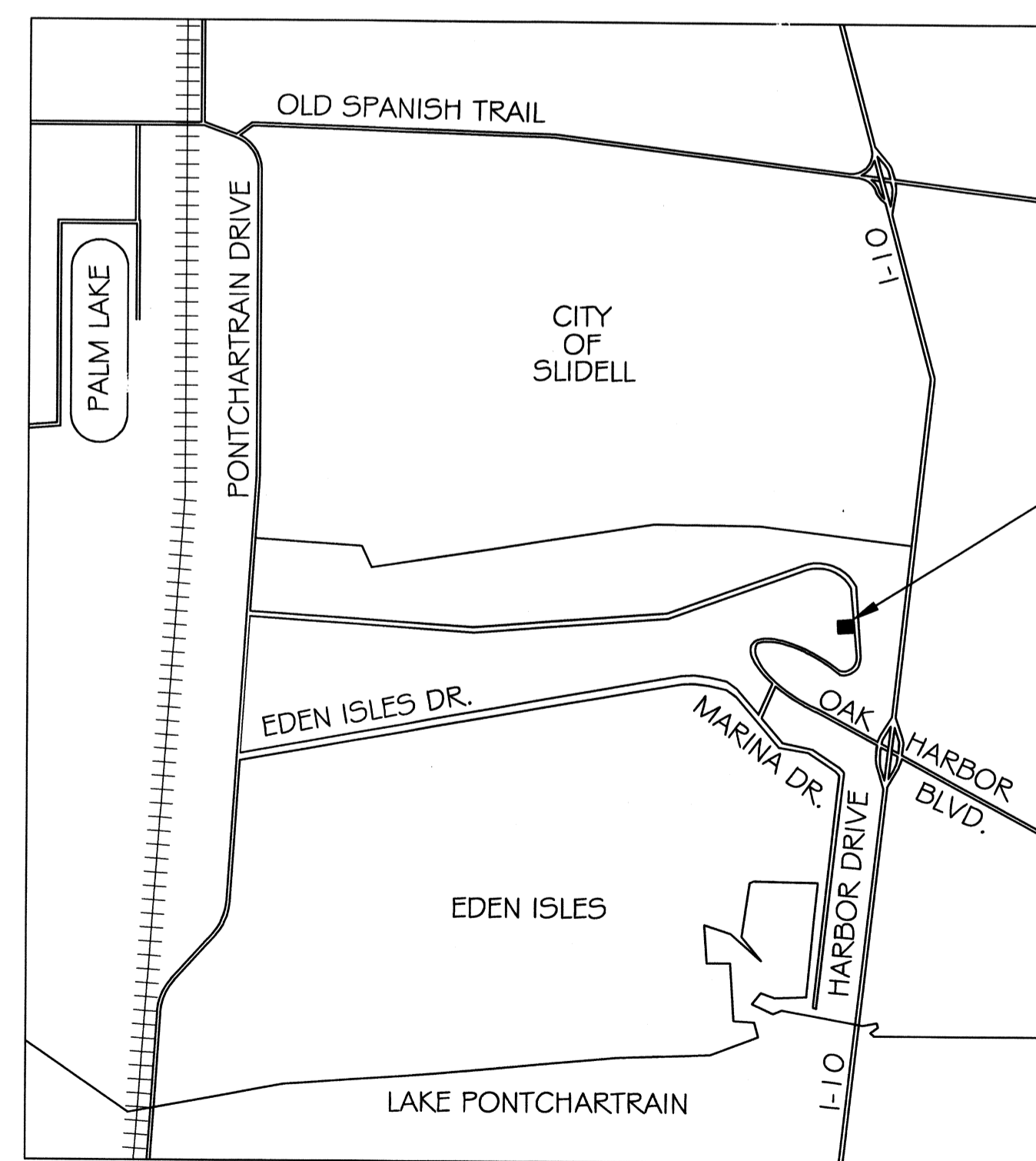
FIRE ALARM SYSTEM REQUIREMENTS: (SEC 907)
THIS BLDG. DOES NOT REQUIRE A FIRE ALARM SYSTEM

FIRE PROTECTION SYSTEM REQUIREMENTS: (SEC 903)
THIS BLDG. DOES NOT REQUIRE A FIRE PROTECTION SYSTEM IN ACCORDANCE WITH SEC 903.2.9

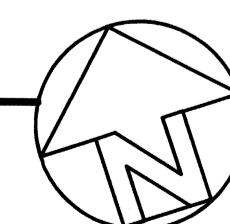
CONSTRUCTION DOCUMENTS: (SEC 1603)
THIS BLDG. SHALL BE DESIGNED IN ACCORDANCE WITH IBC SECTION 1609 AS A FULLY ENCLOSED BLDG. USING THE FOLLOWING INFORMATION:

WIND DESIGN DATA:
DETERMINATION OF WIND LOADS SHALL BE IN ACCORDANCE WITH IBC SEC 1609.4
BASIC WIND SPEED (3 SECOND GUSTS) = 130 MPH (FIG 1609)
IMPORTANCE FACTOR: CATEGORY II BLDG., IE = 1.00, IS = 1.0, IW = 1.00 (TBL 1604.5)
EXPOSURE B
DESIGN WIND PRESSURE (ASCE 7-05 FIG. 6-2): 33.6 PSF
INTERNAL PRESSURE COEFFICIENT (ASCE 7-05 FIG. 6-5): ± 0.18
LIVE LOADS: (SEC 1607)
LOBBIES AND 1st FLR. CORRIDOR (TBL 1607.1): 100 PSF
OFFICE (TBL 1607.1): 50 PSF
ROOF LIVE LOAD (TBL 1607.1) = 20 PSF UNIFORM, 300 LB. CONCENTRATED
GROUND SNOW LOAD (FIG. 1608.2) = 0 PSF

BASED ON THE SURVEY OF THIS PROPERTY BY J.V. BURKES AND ASSOCIATES, INC.
THIS PROPERTY IS IN A SPECIAL FLOOD HAZARD AREA.
F.I.R.M. COMMUNITY MAP NO. 2252050535 D; DATE 04-02-1991
FLOOD ZONE: A-10; BASE FLOOD ELEVATION 10.0' ± 11.0'



VICINITY MAP
N.T.S.




SQUARE FEET TOTAL
BUILDING TOTAL: 6,000 SQ. FT.

DETAILED BUILDING REQUIREMENTS
(MAIN WIND FORCE RESISTING COMPONENTS)

- THE DESIGN, FABRICATION AND ERECTION OF STRUCTURAL STEEL FOR BUILDINGS AND STRUCTURES SHALL BE IN ACCORDANCE WITH EITHER THE AISC LOAD AND RESISTANCE FACTOR DESIGN SPECIFICATION FOR STRUCTURAL STEEL BUILDINGS (AISC-LRFD), AISC SPECIFICATION FOR STRUCTURAL STEEL BUILDINGS-ALLOWABLE STRESS DESIGN (AISC-ASD) OR AISC SPECIFICATION FOR THE DESIGN OF STEEL HOLLOW STRUCTURAL SECTIONS (AISC-HSS). WIND LOAD DESIGN OF 130 MPH.
- ROOF COVERING HAS BEEN DESIGNED IN ACCORDANCE WITH THE REQUIREMENTS SET FORTH IN IBC SECTION 1507
- 7/16" THICK STRUCTURAL WOOD PANELS AND ATTACHMENT HARDWARE SHALL BE PROVIDED FOR BUILDING OCCUPANCY THE PANELS SHALL BE NUMBERED FOR EACH GLAZED OPENING AND SHALL BE STORED ON SITE PERMANENTLY (IBC 1609.1.4, EXCEPTION)

CONTRACTOR NOTE:
EACH CONTRACTOR RESPONSIBLE FOR THE CONSTRUCTION OF A MAIN WIND-FORCE-RESISTING COMPONENT OF THIS BUILDING SHALL SUBMIT A WRITTEN CONTRACTOR'S STATEMENT OF RESPONSIBILITY TO THE BUILDING OFFICIAL AND OWNER PRIOR TO COMMENCEMENT OF THE WORK ON THAT COMPONENT. (IBC 1706.3)



INDEX OF DRAWINGS			
SHT#	DWG#	DRAWING NAME	REVISED
1		COVERSHEET	
2	C-1	COPY OF SURVEY	
3	C-2	SITE AND UTILITY PLAN	
4	C-3	SITE PAVING AND DRAINAGE PLAN	
5	C-4	SILT FENCE DETAILS	
6	S-1	FOUNDATION AND PILING PLAN	
7	A-1	FIRST FLOOR PLAN	
8	A-2	SECOND FLOOR PLAN	
9	A-3	BUILDING SECTION	
10	A-4	EXTERIOR ELEVATIONS	
11	A-5	REFLECTED CEILING PLAN	
12	H-1	HANDICAP NOTES	
13	H-2	HANDICAP NOTES	
14	M-1	MECHANICAL PLAN	
15	M-2	MECHANICAL DETAILS	
16	E-1	POWER PLAN	
17	E-2	LIGHTING PLAN	
18	P-1	PLUMBING PLAN	

BROCK BEAUTY, INC.
NEW OFFICE
OAK HARBOR BLVD.
SLIDELL, LA

DATE: 12-21-11
JOB NO. 2125

DAMMON ENGINEERING, INC.
OFFICE: (985) 649-5832
FAX: (985) 641-5950
WEBSITE: WWW.DAMMONENGINEERING.COM
EMAIL: DAMMONENG@BELLSOUTH.NET

