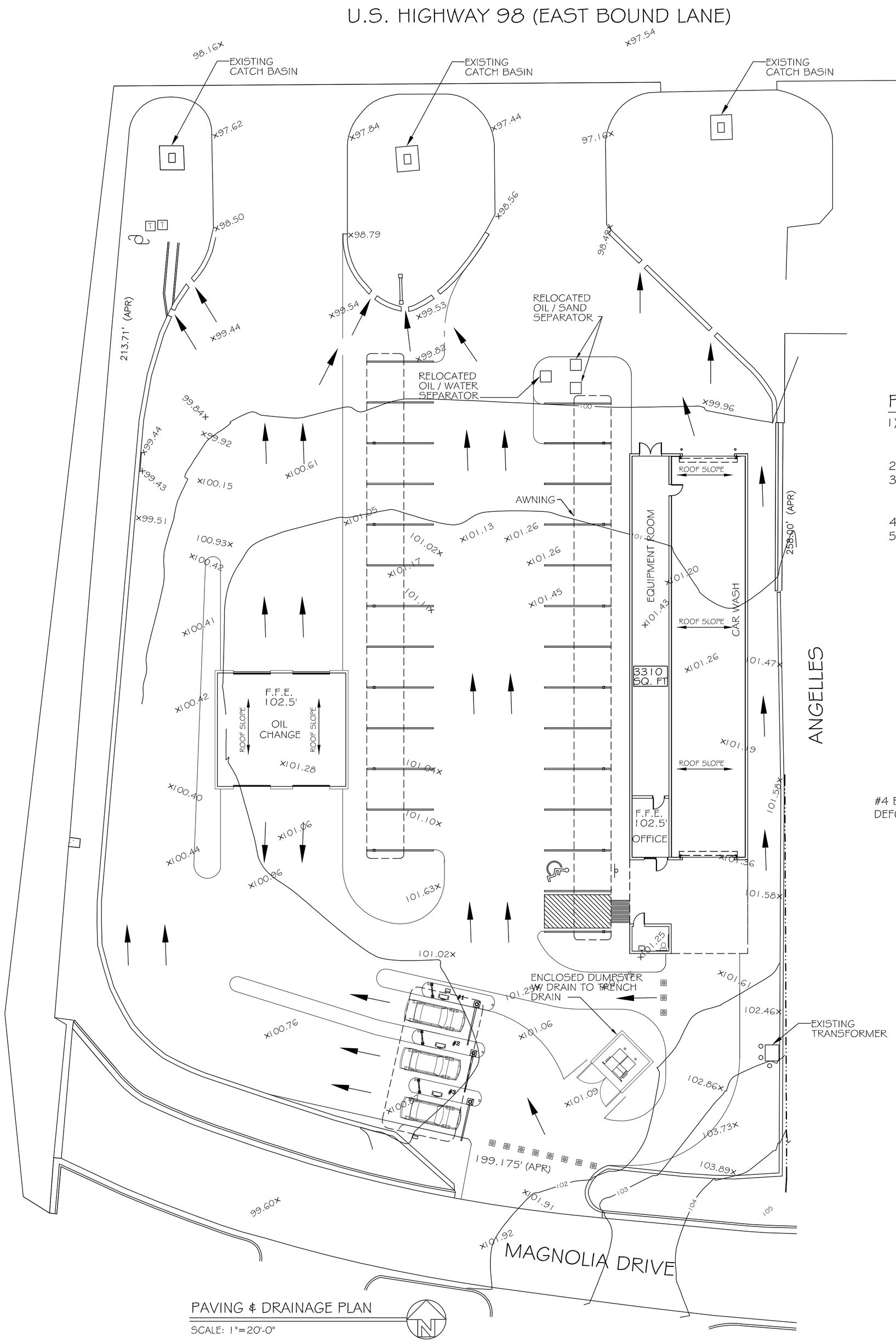

PAVING & DRAINAGE PLAN

SCALE: 1"=20'-0"

LEGEND

- SLOPE LINES
x00.00' - EXISTING ELEVATIONS

NOTE:
ALL WATER SHALL SHEET FLOW INTO THE EXISTING CATCH BASINS LOCATED AT FRONT OF PROPERTY.

PAVING NOTES:

1) ALL NEW CONCRETE SHALL SHALL HAVE A MINIMUM COMPRESSIVE STRENGTH OF 4,000 PSI AT 28 DAYS AND A MINIMUM THICKNESS OF 6". CONCRETE MIX SHALL BE IN ACCORDANCE WITH THE LATEST REVISION OF ASTM C-150 TYPE 1.
2) ALL REINFORCING STEEL SHALL MEET ASTM-A615 (GRADE 60).
3) ALL REINFORCING STEEL SHALL BE SECURELY SUPPORTED TO PREVENT BOTH VERTICAL AND HORIZONTAL MOVEMENT DURING CONCRETE PLACEMENT. ALL CONTROL AND EXPANSION JOINTS SHALL BE LOCATED AND INSTALLED AS SHOWN ON THE PAVING PLAN AND IN ACCORDANCE WITH THE MANUFACTURER'S RECOMMENDATIONS.
4) ALL SUB GRADE FILL SHALL BE COMPACTED TO 95 % PROCTOR.
5) ALL NEW PAVING SHALL MATCH EXISTING TO ALLOW PROPER SHEET FLOW OF WATER TO THE NORTH CATCH BASINS.

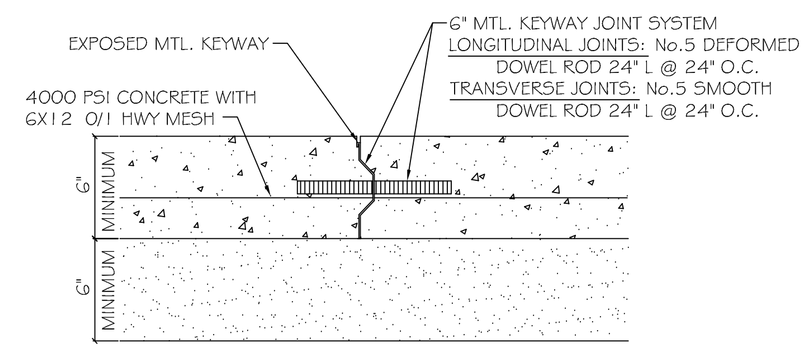

PAVEMENT JOINT DETAIL
N.T.S.

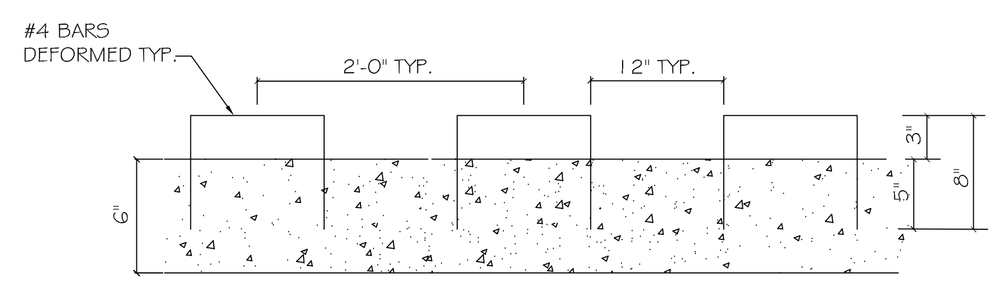

CURB DOWELS
N.T.S.

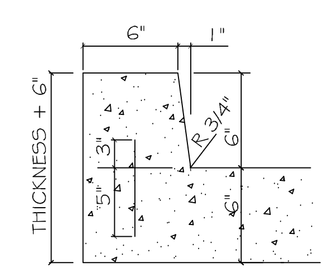

6" BARRIER CONCRETE CURB
N.T.S.

DAMMON ENGINEERING, INC.
dammoneng@bellsouth.net
PHONE: 985-649-3832
FAX: 985-641-5950
CHIEF ENGINEER: EMMETT DAMMON, P.E.
554 OLD SPANISH TRAIL
SLIDELL, LA 70458

RAINFOREST CARWASH

5026 HARDY ST.
HATTIESBURG, MISSISSIPPI

JOB No:	2158	DATE: 05-14-2013
DRAWN BY:	JCT	CHECKED BY: CD

REVISIONS

#	DESCRIPTION	DATE

The drawings, plans and specifications, designs and arrangements represented thereby are and shall remain the property of Dammon Engineering and may not be used in whole or in part without the written consent of Dammon Engineering. Visual contact with these drawings and specifications shall constitute conclusive evidence of acceptance of these restrictions.

PAVING & DRAINAGE PLAN

SHEET No: -

C3