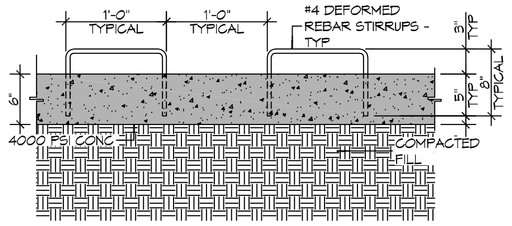

F CURB DOWEL DETAIL

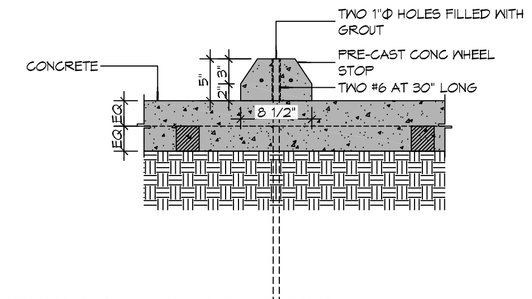

C TYPICAL WHEEL STOP

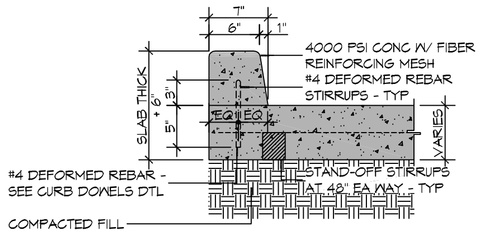

E TYPICAL CURB

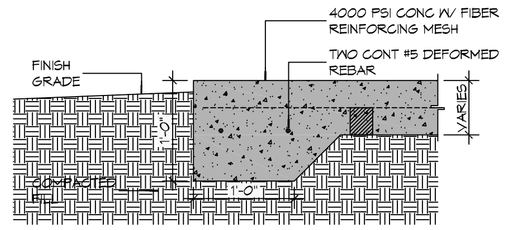

B TYPICAL PAVEMENT EDGE

6" MTL KEYWAY JOINT SYSTEM NOTE:
LONGITUDINAL JOINTS (LJ): No.5 DEFORMED DOWEL ROD 24" L @ 24" O.C.
TRANSVERSE JOINTS (TJ): No.5 SMOOTH DOWEL ROD 24" L @ 24" O.C.

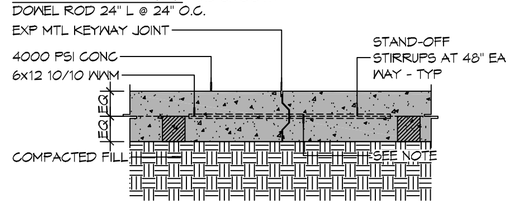

D TYPICAL PAVEMENT JOINT

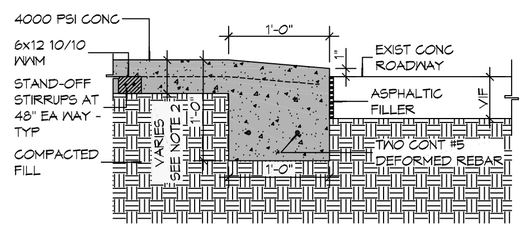

A DRIVEWAY ROLLOVER CURB

TWO 1'-0" HOLES FILLED WITH

2 PAVING DETAILS
SCALE: 1" = 1'-0"

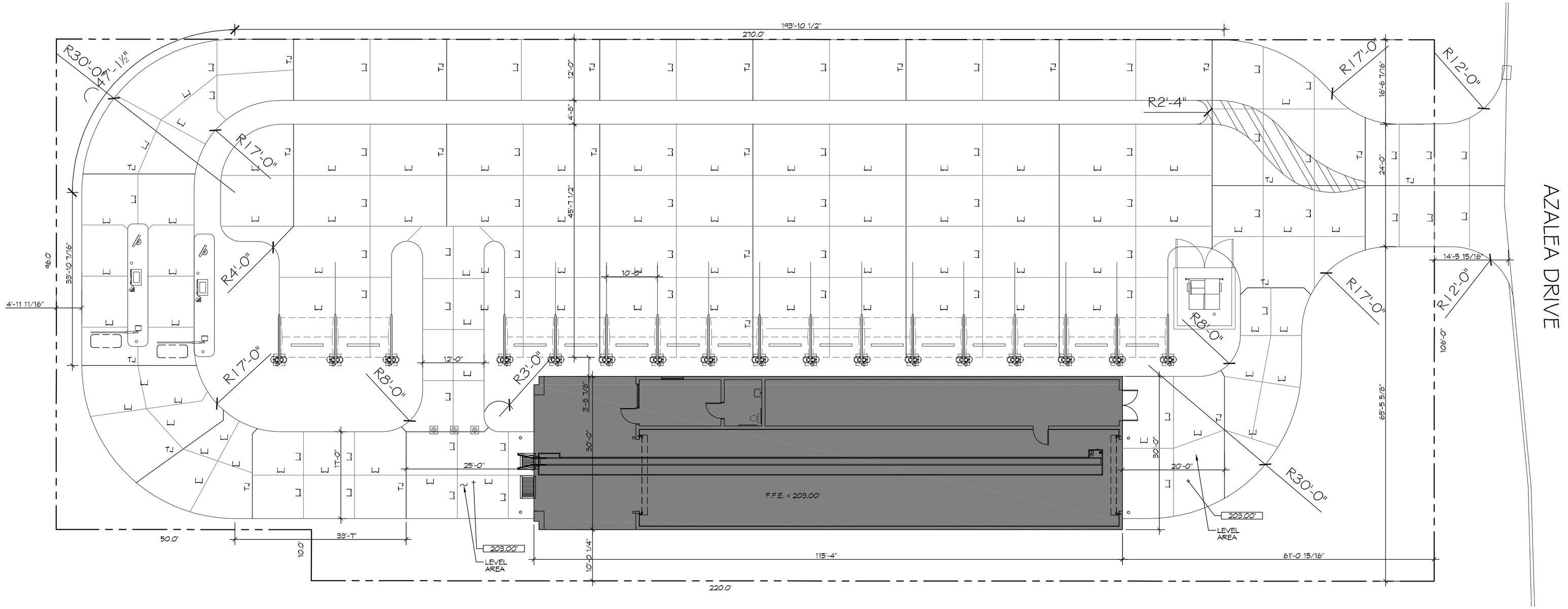

1 SITE PAVING PLAN
SCALE: 3/32"=1'-0"

GENERAL PAVING NOTES

1. ALL NEW CONCRETE SHALL SHALL HAVE A MINIMUM COMPRESSIVE STRENGTH OF 4,000 PSI AT 28 DAYS AND A MINIMUM THICKNESS OF 6". CONCRETE MIX SHALL BE IN ACCORDANCE WITH THE LATEST REVISION OF ASTM C-150 TYPE 1.
2. CONCRETE PAVING THICKNESS SHALL VARY AS FOLLOWS:
   a. APRONS & LOADING AREAS = 8" THICKNESS (INDICATED WITH CROSS HATCH WHERE OCCURS)
   b. DRIVE LANES & PARKING AREAS = 6" THICKNESS (STANDARD UNO)
3. ALL REINFORCING STEEL SHALL MEET ASTM-A615 (GRADE 60).
4. ALL REINFORCING STEEL SHALL BE SECURELY SUPPORTED TO PREVENT BOTH VERTICAL AND HORIZONTAL MOVEMENT DURING CONCRETE PLACEMENT. ALL CONTROL AND EXPANSION JOINTS SHALL BE LOCATED AND INSTALLED AS SHOWN ON THE PAVING PLAN AND IN ACCORDANCE WITH THE MANUFACTURER'S RECOMMENDATIONS.
5. ALL SUB GRADE FILL SHALL BE SELECT GRANULAR MATERIAL COMPACTED TO 95% STANDARD PROCTOR DENSITY IN A MAXIMUM OF 6" LIFTS.
6. ANY WORK WITHIN THE ROADWAY OR ADJACENT TO THE ROADWAY CAUSING AN INTERFERENCE TO VEHICULAR TRAFFIC MUST CONFORM TO THE REQUIREMENTS SET FORTH BY THE UNIFORM MANUAL OF TRAFFIC CONTROL DEVICES OF THE STATE OF LOUISIANA. THE CONTRACTOR MUST FURNISH ALL NECESSARY TRAFFIC SIGNS AND/OR BARRICADES AND MAINTAIN THEM DURING CONSTRUCTION ACTIVITY.

PAVING LEGEND

- TOC XXX.X — TOP OF CONCRETE ELEVATION
- TOG XXX.X / INV XXX.XX — TOP OF GRATE ELEVATION / INVERT OF PIPE ELEVATION
- LJ — LONGITUDINAL JOINTS (LJ) = NO. 5 DEFORMED DOWEL RODS 24" LONG @ 24" O. C.
- TJ — TRANSVERSE JOINTS (TJ) = NO. 5 SMOOTH DOWEL RODS 24" LONG @ 24" O. C.
- PARKING WHEEL STOP FOR EACH VACUUM BAY, SEE PAVING DETAIL FOR CONSTRUCTION
- NEW CATCH BASIN
- TRAFFIC CONES

DAMMON ENGINEERING, INC.
LOUISIANA & MISSISSIPPI
www.dammonengineering.com
info@dammonengineering.com
PH: 985.649.5832
Chief Engineer: Brian Mistich, PE
554 Old Spanish Trail
Slidell, LA 70458

#	DESCRIPTION	DATE

REVISIONS

SEAL:

CARWASH
KAUFMAN
904 AZALEA DRIVE
WAYNESBORO, MS. 39367

JOB No:	XXXX	DATE: 06/22/2017
DRAWN BY:	CKD	CHECKED BY: CKD

SHEET TITLE:
SITE PLAN

DRAWING NUMBER:
C300

SHEET No: 8 of 5

This drawing is an instrument of service and is property of Dammon Engineering. It is not to be altered or used for other projects without written consent of Dammon Engineering. Any alterations made without written consent of Dammon Engineering, will be at the sole risk of the person or entity making the alteration.

FILE NAME: J:_COMMON\1000 - Kaufman Growth Properties #1\Carwash Snacks\Civil Site Paving Plan.dwg PLOT DATE & TIME: Wednesday, June 28, 2017 - 10:13:39 AM