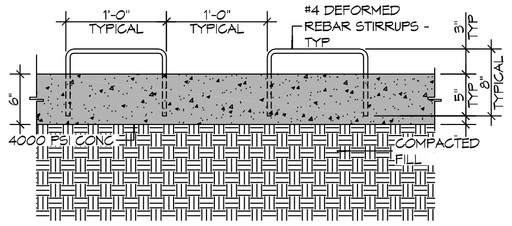

F CURB DOWEL DETAIL

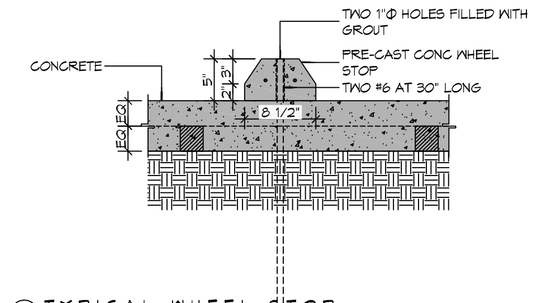

C TYPICAL WHEEL STOP

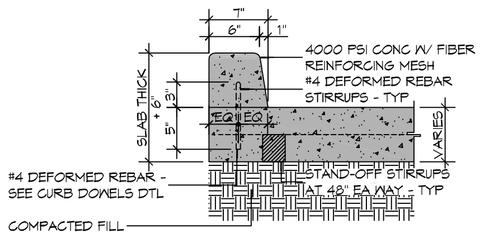

E TYPICAL CURB

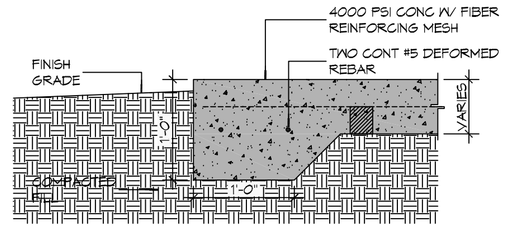

B TYPICAL PAVEMENT EDGE

6" MTL KEYWAY JOINT SYSTEM NOTE:
LONGITUDINAL JOINTS (LJ): No.5 DEFORMED DOWEL ROD 24" L @ 24" O.C.
TRANSVERSE JOINTS (TJ): No.5 SMOOTH DOWEL ROD 24" L @ 24" O.C.

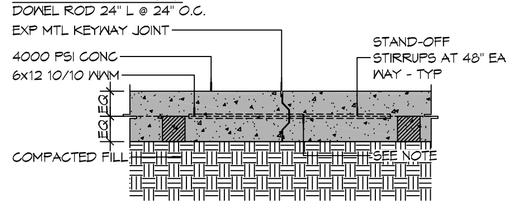

D TYPICAL PAVEMENT JOINT

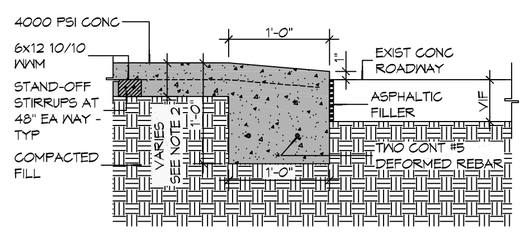

A DRIVEWAY ROLLOVER CURB

TWO 1'-0" HOLES FILLED WITH

2 PAVING DETAILS

SCALE: 1" = 1'-0"

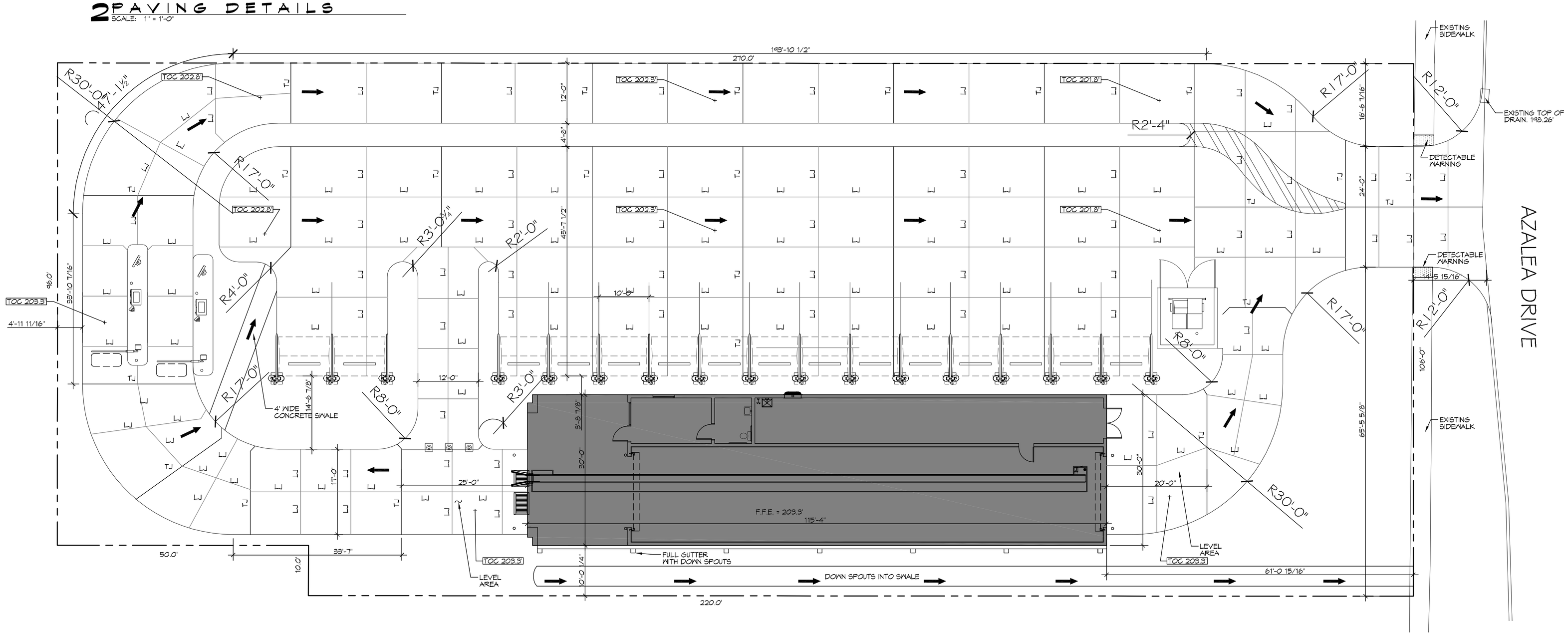

1 SITE PAVING & DRAINAGE PLAN

SCALE: 3/32"=1'-0"

GENERAL PAVING NOTES

1. ALL NEW CONCRETE SHALL SHALL HAVE A MINIMUM COMPRESSIVE STRENGTH OF 4,000 PSI AT 28 DAYS AND A MINIMUM THICKNESS OF 6". CONCRETE MIX SHALL BE IN ACCORDANCE WITH THE LATEST REVISION OF ASTM C-150 TYPE 1.
2. CONCRETE PAVING THICKNESS SHALL VARY AS FOLLOWS:
   a. APRONS & LOADING AREAS = 8" THICKNESS (INDICATED WITH CROSS HATCH WHERE OCCURS)
   b. DRIVE LANES & PARKING AREAS = 6" THICKNESS (STANDARD UNO)
3. ALL REINFORCING STEEL SHALL MEET ASTM-A615 (GRADE 60).
4. ALL REINFORCING STEEL SHALL BE SECURELY SUPPORTED TO PREVENT BOTH VERTICAL AND HORIZONTAL MOVEMENT DURING CONCRETE PLACEMENT. ALL CONTROL AND EXPANSION JOINTS SHALL BE LOCATED AND INSTALLED AS SHOWN ON THE PAVING PLAN AND IN ACCORDANCE WITH THE MANUFACTURER'S RECOMMENDATIONS.
5. ALL SUB GRADE FILL SHALL BE SELECT GRANULAR MATERIAL COMPACTED TO 95% STANDARD PROCTOR DENSITY IN A MAXIMUM OF 6" LIFTS.
6. ANY WORK WITHIN THE ROADWAY OR ADJACENT TO THE ROADWAY CAUSING AN INTERFERENCE TO VEHICULAR TRAFFIC MUST CONFORM TO THE REQUIREMENTS SET FORTH BY THE UNIFORM MANUAL OF TRAFFIC CONTROL DEVICES OF THE STATE OF LOUISIANA. THE CONTRACTOR MUST FURNISH ALL NECESSARY TRAFFIC SIGNS AND/OR BARRICADES AND MAINTAIN THEM DURING CONSTRUCTION ACTIVITY.

PAVING LEGEND

- TOC XXX.X — TOP OF CONCRETE ELEVATION
- TOG XXX.X — TOP OF GRATE ELEVATION
- INV XXX.XX — INVERT OF PIPE ELEVATION
- LJ — LONGITUDINAL JOINTS (LJ) = NO. 5 DEFORMED DOWEL RODS 24" LONG @ 24" O. C.
- TJ — TRANSVERSE JOINTS (TJ) = NO. 5 SMOOTH DOWEL RODS 24" LONG @ 24" O. C.
- PARKING WHEEL STOP FOR EACH VACUUM BAY, SEE PAVING DETAIL FOR CONSTRUCTION
- TRAFFIC CONES
- FLOW

DAMMON ENGINEERING, INC.
LOUISIANA & MISSISSIPPI
www.dammonengineering.com
info@dammonengineering.com
Ph: 985.649.5832
Chief Engineer: Brian Mistich, PE
554 Old Spanish Trail
Slidell, LA 70458

REVISIONS

#	DESCRIPTION	DATE

SEAL: BRIAN A. MISTICH LICENSED PROFESSIONAL ENGINEER 20971 STATE OF MISSISSIPPI

The data contained on electronic media, images and drawings represent opinions based on information available at the time of preparation. Dammon Engineering, Inc. assumes no responsibility for any alterations made to the original drawings or data, or any use of such data for purposes other than those for which it was prepared. Reproduction of these drawings or data, in whole or in part, without written permission of Dammon Engineering, Inc. is prohibited. Dammon Engineering, Inc. shall not be liable for any damages, or misuse of data, arising from such alterations, reproduction or misuse.

CARWASH
CLARKS CARWASH
904 AZALEA DRIVE
PONTCHATOULA, LA

JOB No:	23126
DATE:	07/10/2017
DRAWN BY:	CKD
CHECKED BY:	CKD

SHEET TITLE: SITE PAVING & DRAINAGE PLAN

DRAWING NUMBER: C101

SHEET No: 3 of 8