FILE NAME: J:\+ Commercial\XXXX – GenSet 7801 Maple St New Orleans\Dwgs\Electrical.dwg PLOT DATE & TIME: Tuesday, November 6, 2018 3:28:20

PLUMBING GENERAL NOTES:

1. WHEN GAS PIPING IS TO BE OPENED FOR SERVICING, ADDITION, OR MODIFICATION, THE SECTION TO BE WORKED ON SHALL BE TURNED OFF FROM THE GAS SUPPLY AT THE NEAREST CONVENIENT POINT, AND THE LINE PRESSURE VENTED TO OUTDOORS. THE REMAINING GAS SHALL BE DISPLACED WITH AN INERT GAS AS REQUIRED.
2. ATTACH ALL PIPES TO BUILDING STRUCTURE TO WITHSTAND 144 MPH WIND.
3. PROVIDE ALL LABOR, MATERIAL AND EQUIPMENT FOR A COMPLETE OPERATING SYSTEM. THE SYSTEM SHALL INCLUDE HANGERS, VALVES AND SUPPORTS WITHOUT ANY RESTRICTIONS TO VOLUME. CUT AND PATCH AS REQUIRED TO INSTALL PIPES.
4. ALL WORK AND MATERIAL SHALL CONFORM STRICTLY TO THE LATEST LOCAL CITY, PARISH, STATE AND NATIONAL GOVERNING CODES.
5. CONTRACTOR IS TO FIELD VERIFY ALL EXISTING UTILITY LOCATIONS, ELEVATIONS AND SIZES PRIOR TO COMMENCING ANY WORK.
6. ALL PIPING MUST BE INSPECTED AND TESTED AT REQUIRED PRESSURE FROM THE NEW METER TO THE NEW GENERATOR USING AN APPROVED METHOD.
7. CONTRACTOR SHALL UPGRADE THE NATURAL GAS SERVICE TO MEET THE SERVICE DEMANDS OF THE NEW GENERATOR AND EXISTING CONDITIONS.
8. CONTRACTOR SHALL COORDINATE HIS WORK WITH OTHER TRADES AND WITH OTHER CONTRACTORS WHOSE WORK MAY AFFECT THIS INSTALLATION.
9. ALL METALLIC PIPE SHALL HAVE SMOOTH BENDS FREE OF BUCKLING AND SHALL ONLY BE MADE USING BENDING TOOLS SPECIFICALLY FOR THAT USE.
10. ALL METALLIC PIPE BENDS SHALL NOT EXCEED 90° WITH THE INSIDE BENDING RADIUS NOT LESS THAN SIX TIMES THE OUTSIDE DIAMETER OF THE PIPE.
11. PRIOR TO TURNING THE GAS ON ALL NEW PIPING WILL BE PURGED WITH AN INERT GAS AND THE ENTIRE SYSTEM WILL BE VISUALLY INSPECTED FOR ANY OPEN FITTINGS AND THAT CUT-OFF VALVES AT EACH EQUIPMENT LOCATION ARE CLOSED.
12. ALL METALLIC PIPE SHALL BE A MIN. STANDARD OF SCH.40 AND SHALL COMPLY WITH ONE OF THE FOLLOWING STANDARDS. ASME B 36.10, 10M; ASTM A 53; ASTM A 106.

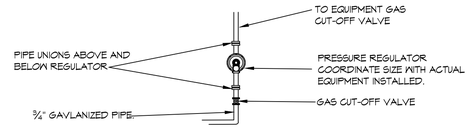

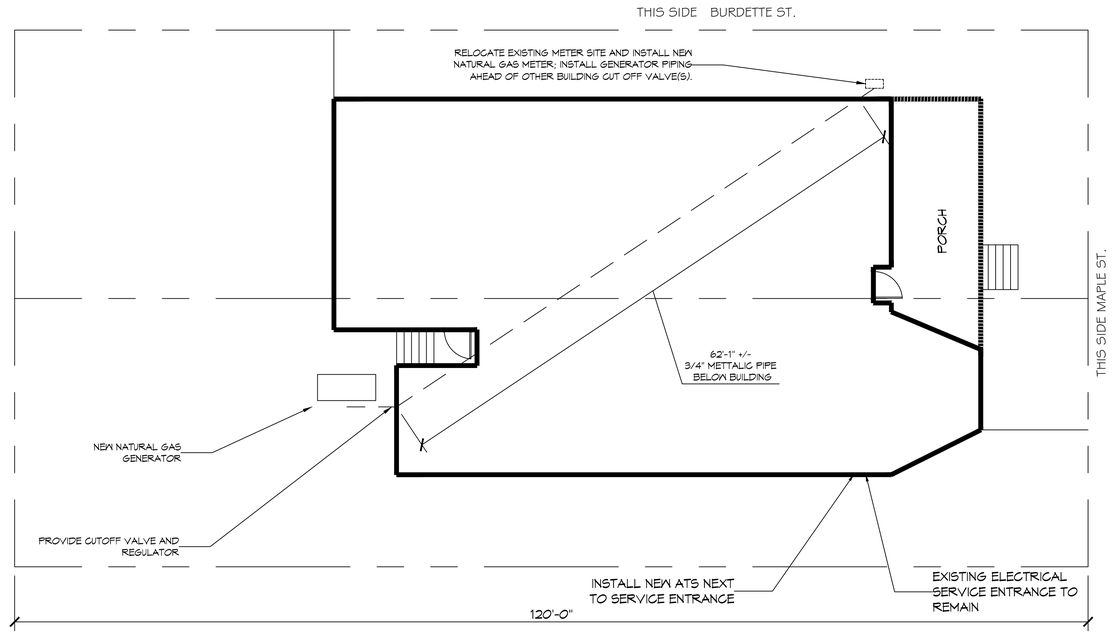

PRELIMINARY DWGS NOT FOR CONSTRUCTION.

ELECTRICAL NOTES:

1. CONTRACTOR IS TO DISCONNECT THE EXISTING ELECTRICAL SERVICE AND INSTALL A NEW 240V 1Ø 200A SERVICE RATED AUTOMATIC TRANSFER SWITCH (ATS) CAPABLE OF DISCONNECTING THE INCOMING SERVICE. THE EXISTING DISCONNECTS WILL BE RECONNECTED AFTER THE ATS.
2. ATTACH THE NEW ATS, GENERATOR AND ALL CONDUITS TO WITHSTAND 144 MPH.
3. ALL WORK SHALL CONFORM TO THE LATEST EDITION OF THE NATIONAL ELECTRICAL CODE, THE GOVERNING ELECTRICAL CODE, AND ALL OTHER INSPECTION DEPARTMENTS HAVING JURISDICTION. OBTAIN CERTIFICATES OR APPROVAL WHERE REQUIRED.
4. ALL MATERIALS FURNISHED SHALL BE NEW AND SHALL BE U.L. LISTED.
5. THE DRAWINGS INDICATE SIZE AND GENERAL LOCATION OF WORK. SCALE DIMENSIONS SHALL NOT BE USED.
6. PRIOR TO BIDDING, CONTRACTOR SHALL VISIT THE JOB SITE AND FAMILIARIZE THEMSELVES WITH THE EXISTING CONDITIONS.
7. ELECTRICAL CONTRACTOR SHALL COORDINATE HIS WORK WITH OTHER TRADES AND WITH OTHER CONTRACTORS WHOSE WORK MAY AFFECT THIS INSTALLATION.
8. PERFORM TEST REQUIRED BY THE OWNER OR THE ENGINEER IN CONNECTION WITH THE OPERATION OF THE ELECTRICAL SYSTEM FOR THE BUILDING.
9. ALL TESTS SHALL BE MADE IN ACCORDANCE WITH THE LATEST STANDARD OF THE IEEE AND THE NATIONAL ELECTRICAL CODE.
10. MINIMUM CONDUCTOR SIZE SHALL BE #12, 600V INSULATION. MINIMUM SIZE CONDUIT SHALL BE 3/4" RIGID ALUMINUM FOR EXTERIOR USE.
11. CONTRACTOR SHALL INSTALL WIRING AND OTHER CIRCUIT COMPONENTS TO MATCH EQUIPMENT ACTUALLY INSTALLED.
12. INSTALL GROUND FAULT RECEPTACLES AT EXTERIOR LOCATIONS. EXTERIOR RECEPTACLES SHALL ALSO BE WEATHERPROOF.
13. BONDING AND GROUNDING SHALL BE IN ACCORDANCE WITH NFPA 70:230-63, NFPR 250-23, 250-71, & 250-72.
14. GROUND NEUTRAL IN ACCORDANCE WITH NFPA 70:250-23b.
15. FUSES SHALL BE ITT CLASS K5, 250 VOLT, 200,000 AMP INTERRUPTING CAP.

NEW EQUIPMENT

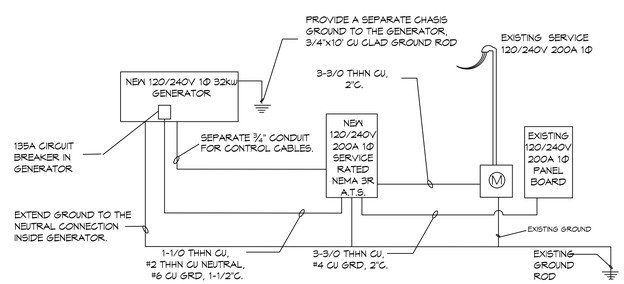

4 Oneline Diagram
Scale: Not To Scale

DAMMON ENGINEERING, INC.
LOUISIANA & MISSISSIPPI
www.dammonengineering.com
info@dammonengineering.com
PH: 985-893-3333
Chief Engineer: Brian Mistich, PE
154 Old Spanish Trail
Slidell, LA 70458

REVISIONS

#	DESCRIPTION	DATE

SEAL:

NEW OPTIONAL STANDBY GENERATOR

TITLE STREAM

7801 MAPLE ST.
NEW ORLEANS, LA 70118

JOB No:	2359
DATE:	11/1/2018
DRAWN BY:	???
CHECKED BY:	CKD

THESE DRAWINGS AND SPECIFICATIONS, INCLUDING BUT NOT LIMITED TO ALL DESIGNS AND ARRANGEMENTS, ARE THE PROPERTY OF DAMMON ENGINEERING, INC. AND SHALL NOT BE REPRODUCED, COPIED, OR ASSIGNED TO ANY PERSON OR ENTITY OTHER THAN THE OWNER FOR WHICH THE PLANS WERE PREPARED AND PAID FOR, WITHOUT THE WRITTEN PERMISSION OF DAMMON ENGINEERING, INC. THE OWNER FOR WHICH THE PLANS WERE PREPARED AND PAID FOR MAY USE THEM FOR THE PURPOSES FOR WHICH THEY WERE INTENDED, BUT OTHERWISE THE PLANS MAY NOT BE REPRODUCED OR ASSIGNED TO ANY PERSON OR ENTITY WITHOUT THE WRITTEN PERMISSION OF DAMMON ENGINEERING, INC. COPYRIGHT © 2018 DAMMON ENGINEERING, INC. ALL RIGHTS RESERVED.

SHEET TITLE:
TITLE-1

DRAWING NUMBER:
P&E-1

SHEET No: 00 of 2