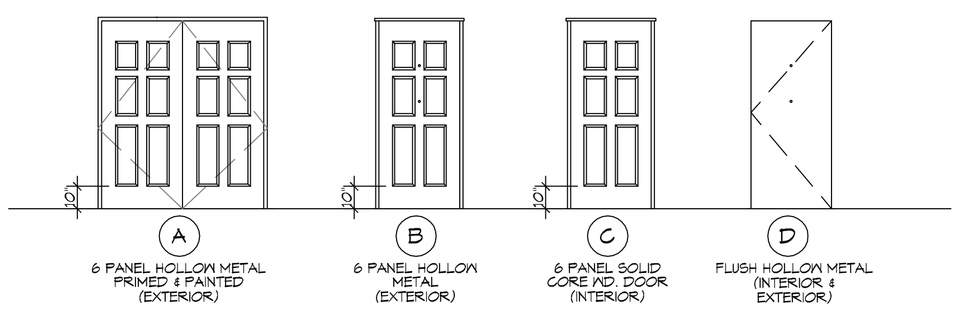

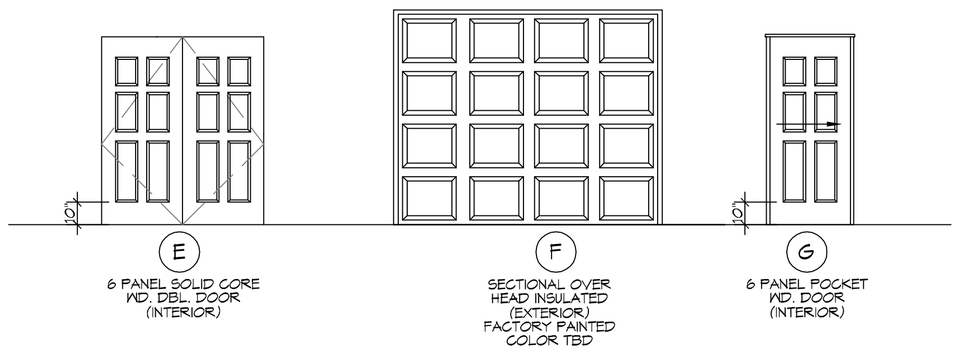

LOCKSET SCHEDULE

LOCKSETS WITHOUT A DEADBOLT	LOCKSETS WITH A DEADBOLT
01 LOCKSET WITH PANIC BAR	10 APARTMENT LOCKSET
02 OFFICE LOCKSET	11 CLASSROOM SECURITY LOCKSET
03 INSTITUTIONAL LOCKSET	12 DORMITORY LOCKSET
04 ENTRANCE LOCKSET	13 STOREROOM LOCKSET
05 PASSAGE LOCKSET	14 STORE DOOR LOCKSET
06 PRIVACY LOCKSET	DEADBOLT ONLY
07 PUBLIC RESTROOM LOCKSET	15 DEADBOLT (KEYED OUTSIDE)
08 STOREROOM LOCKSET	16 DEADBOLT (KEYED ONE SIDE)
09 HOTEL/MOTEL	17 DEADLOCK (KEYED OUTSIDE - THUMBTURN INSIDE)

12 DOOR & LOCK SCHEDULE

SCALE: 1/4"=1'-0"

DOOR SCHEDULE

DOOR	DOOR TYPE	DOOR SIZE	LOCKSET	REMARKS
1	A	(2) 3'-0"XT-0"	04	
2	E	(2) 3'-0"XT-0"		
3	E	(2) 3'-0"XT-0"		
4	E	(2) 3'-0"XT-0"		
5	C	3'-0"XT-0"		
6	C	3'-0"XT-0"		
7	B	3'-0"XT-0"		
8	C	3'-0"XT-0"		
9	B	3'-0"XT-0"		
10	E	(2) 3'-0"XT-0"		
11	E	(2) 3'-0"XT-0"		
12	C	3'-0"XT-0"		
13	C	3'-0"XT-0"		
14	C	3'-0"XT-0"		
15	C	3'-0"XT-0"		
16	B	3'-0"XT-0"		
17	C	3'-0"XT-0"		
18	C	3'-0"XT-0"		
19	C	3'-0"XT-0"		
20	C	3'-0"XT-0"		
21	C	3'-0"XT-0"		
22	G	4'-0"XT-0"		
23	D	3'-0"XT-0"		
24	D	3'-0"XT-0"		45 MINUTE RATED DOOR
25	G	3'-0"XT-0"		
26	G	4'-0"XT-0"		
27	D	4'-0"XT-0"		
28	B	4'-0"XT-0"		45 MINUTE RATED DOOR
29	B	4'-0"XT-0"		45 MINUTE RATED DOOR
30	C	3'-0"XT-0"		
31	C	3'-0"XT-0"		45 MINUTE RATED DOOR
32	B	3'-0"XT-0"		
33	B	3'-0"XT-0"		
34	F	10'-0"X8'-0"		
35	C	3'-0"XT-0"		45 MINUTE RATED DOOR
36	C	3'-0"XT-0"		
37	C	3'-0"XT-0"		
38	D	3'-0"XT-0"		
39	D	2'-0X6'-8"		45 MINUTE RATED DOOR
40	D	2'-0X6'-8"		45 MINUTE RATED DOOR
41	D	2'-0X6'-8"		45 MINUTE RATED DOOR
42	D	2'-0X6'-8"		45 MINUTE RATED DOOR

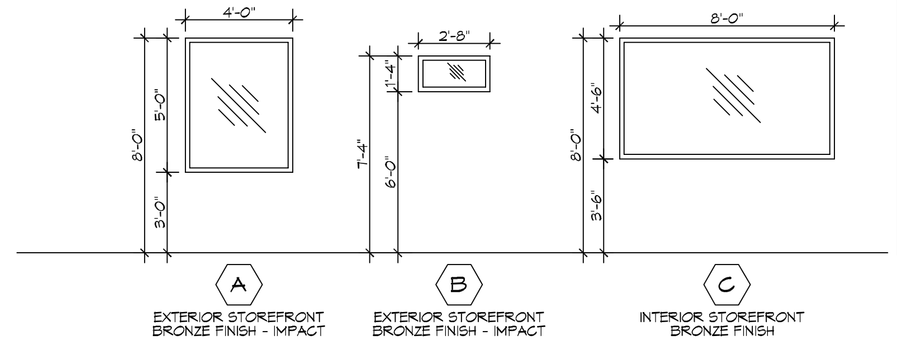

13 WINDOW PROFILES

SCALE: 1/4"=1'-0"

WINDOW SCHEDULE

MK	SIZE	FRAME	TYPE	REMARKS
A	4'-0"W x 5'-0"H	ALUM	FIXED	TINTED / TEMPERED/DOUBLE INSULATED
B	2'-8"W x 1'-4"H	ALUM	FIXED	TINTED / TEMPERED/DOUBLE INSULATED
C	8'-0" W x 4'-6"H	ALUM	FIXED	TINTED / TEMPERED/DOUBLE INSULATED/SHALL BE LISTED 1 HOUR

1. ALL WINDOW ASSEMBLES TO BE RATED FOR 140 MPH WINDS AND SHALL BE MISSILE IMPACT RESISTANT.

LEGEND

—·—·—·—	INDICATES 1 HOUR RATED WALL ASSEMBLY
01	MARK DOOR TYPE
D	WINDOW TYPE

GENERAL PLAN NOTES

1. INSULATION AND INSULATION ASSEMBLIES SHALL MEET THE REQUIREMENTS OF IBC 2015 SECTION 720.
   A. CONCEALED INSULATION SHALL HAVE A FLAME SPREAD OF 0-25 AND SMOKE DEVELOPED INDEX OF 0-450. EXCEPT THAT IN COMBUSTIBLE (WOOD FRAME) CONSTRUCTION.
   B. FACING SHALL COMPLY WITH IBC 2015.
2. ALL MATERIALS SHALL BE NEW AND UL LISTED.
3. NO WORK SHALL BE CONCEALED UNTIL APPROVED BY LOCAL INSPECTORS.
4. CONSTRUCTION SHALL COMPLY WITH ALL PARISH, STATE, AND LOCAL CODES.
5. CONTRACTOR TO GUARANTEE WORK FOR ONE YEAR FROM DATE OF SUBSTANTIAL COMPLETION.
6. CONTRACTOR SHALL FURNISH WATER AND POWER FROM EXISTING SOURCES.
7. EXTERIOR CAULKING SHALL BE THIOKAL CAULK.
8. PAINT SHALL BE SHERWIN WILLIAMS OR EQUIVALENT AND APPROPRIATE FOR THE SUBSTRATE TO WHICH IT IS APPLIED AS RECOMMENDED BY PAINT MANUFACTURER. ALL WORK TO RECEIVE THREE COATS (ONE PRIMER COAT, TWO FINISH COATS) UNLESS OTHERWISE RECOMMENDED BY PAINT MANUFACTURER. COLORS TO BE SELECTED BY OWNER.
9. PROVIDE CLEANUP ON A REGULAR BASIS. NO TRASH SHALL BE STORED INSIDE BUILDING PREMISES.
10. ALL BATT INSULATION SHALL HAVE A CLASS "A" (0-25) FLAME SPREAD IN COMPLIANCE WITH IBC 2015.
11. USE 2x6 WOOD STUDS, OR TWO 2x4 WOOD STAGGERED STUDS WITH 2x6 SILL PLATE AT ALL WALLS WHERE 4" PIPE IS INDICATED. SEE PLUMBING RISER DIAGRAM FOR PIPE SIZE.
12. PROVIDE GALVANIZED METAL PAN WITH DRAIN AT ALL WATER HEATERS.
13. ALL FLOORING SHALL MEET OR EXCEED ADA GUIDELINES REQUIREMENTS FOR SLIP RESISTANCE.
14. INTERIOR LOCKS ON DOORS IN MEANS OF EGRESS SHALL NOT REQUIRE THE USE OF A KEY, SPECIAL KNOWLEDGE, OR SPECIAL DEVICE TO OPEN IN THE DIRECTION OF EGRESS. ALL DOORS SHALL HAVE LEVER TYPE HANDLES.
15. INTERIOR WALLS AND CEILINGS SHALL HAVE A FLAME SPREAD OF 0-200 AND A SMOKE DEVELOPMENT RATING OF 0-450.
16. ALL NEW WORK SHALL COMPLY WITH THE LATEST EDITION OF ALL LOCAL, STATE, AND NATIONAL CODES COVERING THE TYPE OF WORK BEING PERFORMED.
17. PROVIDE PORTABLE FIRE EXTINGUISHERS IN ACCORDANCE WITH NFPA 101, SEE APPENDIX "E" OF NFPA 101 FOR DISTRIBUTION OF EXTINGUISHERS.
18. ALL FIRE WALLS SHALL EXTEND TIGHT TO ROOF DECK AND BE SEALED WITH AN APPROVED FIRE CAULK.
19. ALL ELECTRICAL, MECHANICAL, AND PLUMBING MATERIALS PENETRATING FIRE WALLS SHALL BE FIRE CAULKED. (PENETRATIONS THROUGH RATED CONSTRUCTION SHALL BE SEALED WITH A MATERIAL CAPABLE OF PREVENTING THE PASSAGE OF FLAMES ANF HOT GASES WHEN TESTED IN ACCORDANCE WITH ASTM-E814.)
20. SERVICE COUNTERS SHALL HAVE AN ACCESSIBLE WRITING SURFACE IN COMPLIANCE WITH ADAAG ACCESSIBILITY GUIDELINES 2010, SECTION 902.3.

GA FILE NO. WP 3514 GENERIC

ONE LAYER 5/8" TYPE X GYPSUM WALLBOARD OR GYPSUM VENEER BASE APPLIED PARALLEL OR AT RIGHT ANGLES TO EACH SIDE OF 2x4 WOOD STUDS 16" O.C. WITH 1-1/4" TYPE W DRYWALL SCREWS 12" O.C.

JOINTS STAGGERED 16" ON OPPOSITE SIDES. (LOAD BEARING)

1 HOUR FIRE 35 TO 39 STC SOUND

THICKNESS: 4-3/4"
APPROX. WEIGHT: 7 PSF
FIRE TEST: SNRI 01-4511-619, 8-19-02
SOUND TEST: SEE WP 3520 (G&H NS-246FT, 7-2-65)

GA FILE NO. RC 2601 GENERIC

WOOD JOISTS, GYPSUM WALLBOARD

BASE LAYER 5/8" TYPE X GYPSUM WALLBOARD APPLIED AT RIGHT ANGLES TO 2 X 10 WOOD JOISTS 24" O.C. FACE LAYER 5/8" TYPE X GYPSUM WALLBOARD OR GYPSUM VENEER BASE APPLIED AT RIGHT ANGLES TO JOISTS WITH 1 7/8" TYPE S DRYWALL SCREWS 12" O.C. AT JOINTS AND INTERMEDIATE JOISTS AND 1 1/2" TYPE G DRYWALL SCREWS 12" O.C. PLACED 2" BACK ON EITHER SIDE OF END JOINTS. JOINTS OFFSET 24" FROM BASE LAYER JOINTS. WOOD JOISTS SUPPORTING 1/2" PLYWOOD WITH EXTERIOR GLUE APPLIED AT RIGHT ANGLES TO JOISTS WITH 8D NAILS. CEILING PROVIDES ONE HOUR FIRE RESISTANCE PROTECTION FOR WOOD FRAMING, INCLUDING TRUSSES.

1 HOUR FIRE 40 TO 44 STC SOUND

APPROX. CEILING WEIGHT: 5 PSF
FIRE TEST: FM RC 1712, 2-25-72
ITS, 8-8-98

BEARING WALL RATING 1 HR. FINISH RATING-23 MIN.

DESIGN NO. U356 | **1 HOUR FIRE**

(EXPOSED TO FIRE ON INTERIOR ONLY)

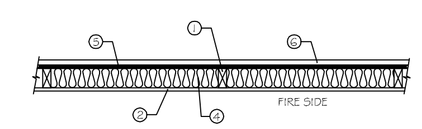

1. WOOD STUDS: NOM 2x4 IN. SPACED 16" O.C. WITH TWO 2x4 IN. TOP PLATES AND ONE 2x4 IN. BOTTOM PLATE. STUDS LATERALLY-BRACED BY WOOD STRUCTURAL PANEL SHEATHING (ITEM 5) AND EFFECTIVELY FIRE STOPPED AT TOP AND BOTTOM OF WALL.
2. GYPSUM BOARD: ANY CLASSIFIED 5/8" THICK , 4 FT WIDE, APPLIED VERTICALLY AND NAILED TO STUDS AND BEARING PLATES 7 IN. O.C. WITH 6D COATED NAILS, 1 7/8" LONG WITH 1/4" DIAMETER HEAD.
3. JOINTS AND NAILHEADS: (NOT SHOWN) WALL BOARD JOINTS COVERED WITH TAPE AND JOINT COMPOUND. NAIL HEADS COVERED WITH JOINT COMPOUND.
4. BATTS AND BLANKETS: MINERAL FIBER OR GLASS FIBER INSULATION. 3-1/2" THICK, PRESSURE FIT TO FILL WALL CAVITIES BETWEEN STUDS AND PLATES. MINERAL FIBER INSULATION TO BE UNFACED AND TO HAVE A MIN. DENSITY OF 3 PCF. GLASS FIBER INSULATION TO BE FACED WITH ALUMINUM FOIL OR KRAFT PAPER AND TO HAVE A MIN. DENSITY OF 0.9 PCF (MIN R-13 THERMAL INSULATION RATING).
5. WOOD STRUCTURAL PANEL SHEATING: MIN. 7/16" THICK, 4FT WIDE WOOD STRUCTURAL PANELS, MIN. GRADE "C-D" OR "SHEATHING" INSTALLED WITH LONG DIMENSION OF SHEET (STRENGTH AXIS) OR FACE GRAIN OF PLYWOOD PARALLEL WITH OR PERPENDICULAR TO STUDS. VERTICAL JOINTS CENTERED ON STUDS. HORIZONTAL JOINTS BACKED WITH NOM. 2x4 IN. WOOD BLOCKING. ATTACHED TO STUDS ON EXTERIOR SIDE OF WALL WITH 6D CEMENT COATED BOX NAILS SPACED 6" O.C. AT PERIMETER OF PANELS AND 12" O.C. ALONG INTERIOR STUDS.
6. EXTERIOR FACINGS: INSTALLED IN ACCORDANCE WITH THE MANUFACTURERS INSTALLATION INSTRUCTIONS. ONE OF THE FOLLOWING EXTERIOR FACINGS IS TO BE APPLIED OVER THE SHEATING.
   A. VINYL SIDING: - MOLDED PLASTIC - CONTOURED RIGID VINYL SIDING HAVING A FLAME SPREAD VALUE OF 20 OR LESS.
   B. PARTICLE BOARD SIDING: HARDBOARD EXTERIOR SIDINGS INCLUDING PATTERNED PANEL OR LAP SIDING.
   C. WOOD STRUCTURAL PANEL OR LAP SIDING: APA RATED SIDING, EXTERIOR, PLYWOOD, OSB OR COMPOSITE PANELS WITH VENEER FACES AND STRUCTURAL WOOD CORE, PER PS1 OR APA STANDARD PRP-108, INCLUDING TEXTURED, ROUGH SAWN, MEDIUM DENSITY OVERLAY, BRUSHED, GROOVED AND LAP SIDING.
   D. CEMENTITOUS STUCCO: PORTLAND CEMENT OR SYNTHETIC STUCCO SYSTEMS WITH SELF-FURRING METAL LATH OR ADHESIVE BASE COAT. THICKNESS FROM 3/8" TO 3/4", DEPENDING ON SYSTEM.
   E. BRICK VENEER: ANY TYPE ON NOM 4" WIDE BRICK VENEER. WHEN BRICK VENEER IS USED, THE RATING IS APPLICABLE WITH EXPOSURE ON EITHER FACE. BRICK VENEER FASTENED WITH CORRUGATED METAL WALL TIES ATTACHED OVER SHEATHING TO WOOD STUDS WITH 8D NAIL PER TIE. TIES SPACED NOT MORE THAN EACH SIXTH COARSE OF BRICK AND MAX 32" O.C. HORIZONTALLY. 1" AIR SPACE PROVIDED BETWEEN BRICK VENEER AND SHEATHING.
   F. EXTERIOR INSULATION AND FINISH SYSTEM (EIFS): NOM 1" FOAMED PLASTIC INSULATION BEARING THE UL CLASSIFICATION MARKING, ATTACHED OVER SHEATHING AND FINISHED WITH COATING SYSTEM, OR PORTLAND CEMENT OR SYNTHETIC STUCCO SYSTEMS, IN ACCORDANCE WITH MANUFACTURERS INSTRUCTIONS.
   G. SIDING: ALUMINUM OR STEEL SIDING ATTACHED OVER SHEATHING TO STUDS.
   H. FIBER CEMENT SIDING: FIBER-CEMENT EXTERIOR SIDINGS INCLUDING SMOOTH AND PATTERNED PANEL OR LAP SIDING.

DAMMON ENGINEERING, INC.
LOUISIANA & MISSISSIPPI
www.dammonengineering.com
info@dammonengineering.com
PH: 985.649.5832
Chief Engineer: Brian Mistich, PE
554 Old Spanish Trail
Slidell, LA 70458

#	DESCRIPTION	DATE

REVISIONS

SEAL:

NEW FUNERAL HOME

BOYD FAMILY FUNERAL HOME

4800 DONNAN ROAD
NEW ORLEANS, LA

JOB No:	2396	DATE:	09-03-2018
DRAWN BY:	JASMYN	CHECKED BY:	CKD

This drawing is an instrument of service and is the property of Dammon Engineering. Reproduction or publication by any method, in whole or in part, without written permission is prohibited. Title to plans and specifications remain in Dammon Engineering. Visual contact with these plans and specifications shall constitute prima facie evidence of acceptance of these restrictions.

SHEET TITLE:
ARCHITECTURAL NOTES AND SCHEDULES

DRAWING NUMBER:

A103

SHEET No: 10 of # 23

FILE NAME: J:\- Dammon\2396 - Boyd Funeral Home\Drawings\Current Drawings\A103 - DOOR & WINDOW SCHEDULE.dwg, PLOT DATE & TIME: Friday, September 6, 2019 9:29:29 AM