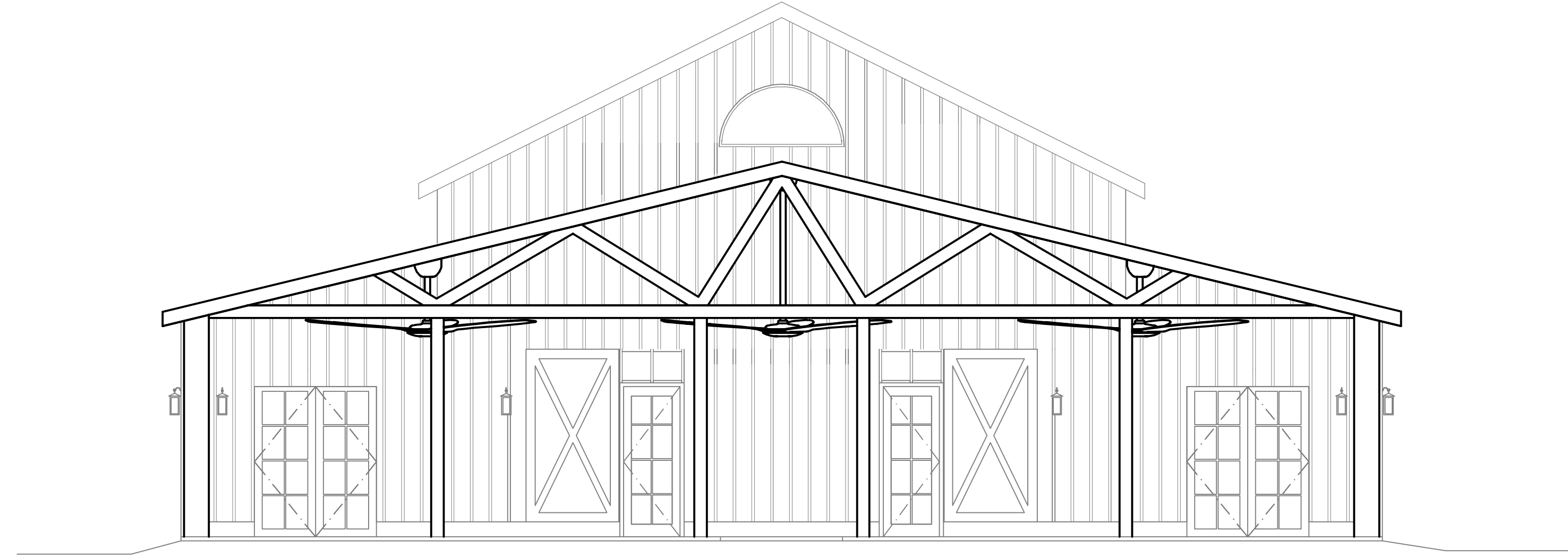



THE SADIÉ JANE

NEW ANNING



#	DESCRIPTION	DATE



NEW ANNING
THE SADIÉ JANE

405 COUNTRY CLUB BLVD.
SLPELL LA 70459

JOB No: 2423 DATE: 07-14-2020
DRAWN BY: CND CHECKED BY: CND

SHEET TITLE:
GENERAL INFORMATION SHEET

DRAWING NUMBER:
G101

SHEET No: 1 of 7

WIND SPEED DESIGN REQUIREMENTS

THIS BUILDING SHALL BE DESIGNED WITH IBC SEC 1609 AS A FULLY ENCLOSED BLDG USING THE FOLLOWING INFORMATION:

WIND DESIGN DATA:

DETERMINATION OF WIND LOADS SHALL BE IN ACCORDANCE WITH IBC SEC 1609.3 (1), (2), OR (3) DEPENDING ON THE RISK CATEGORY

WIND SPEED V_{ult} = 143 MPH (IBC FIG 1609.3(1))

NOMINAL DESIGN WIND SPEED V_{std} = 111 MPH ($V_{ult} \times (0.6)^{1/2}$)

RISK CATEGORY: CATEGORY II BLDG SURFACE ROUGHNESS = B

TOPOGRAPHIC FACTOR = 1 EXPOSURE = C

INTERNAL PRESSURE COEFFICIENT (ASCE 7-10 TABLE 26.11-1): ± 0.18

LIVE LOADS (IBC SEC 1607)

STORAGE WAREHOUSE, LIGHT DUTY (IBC TABLE 1607.1): 125 PSF

OFFICE LOBBIES & CORRIDORS 1ST FLOOR: 100 PSF

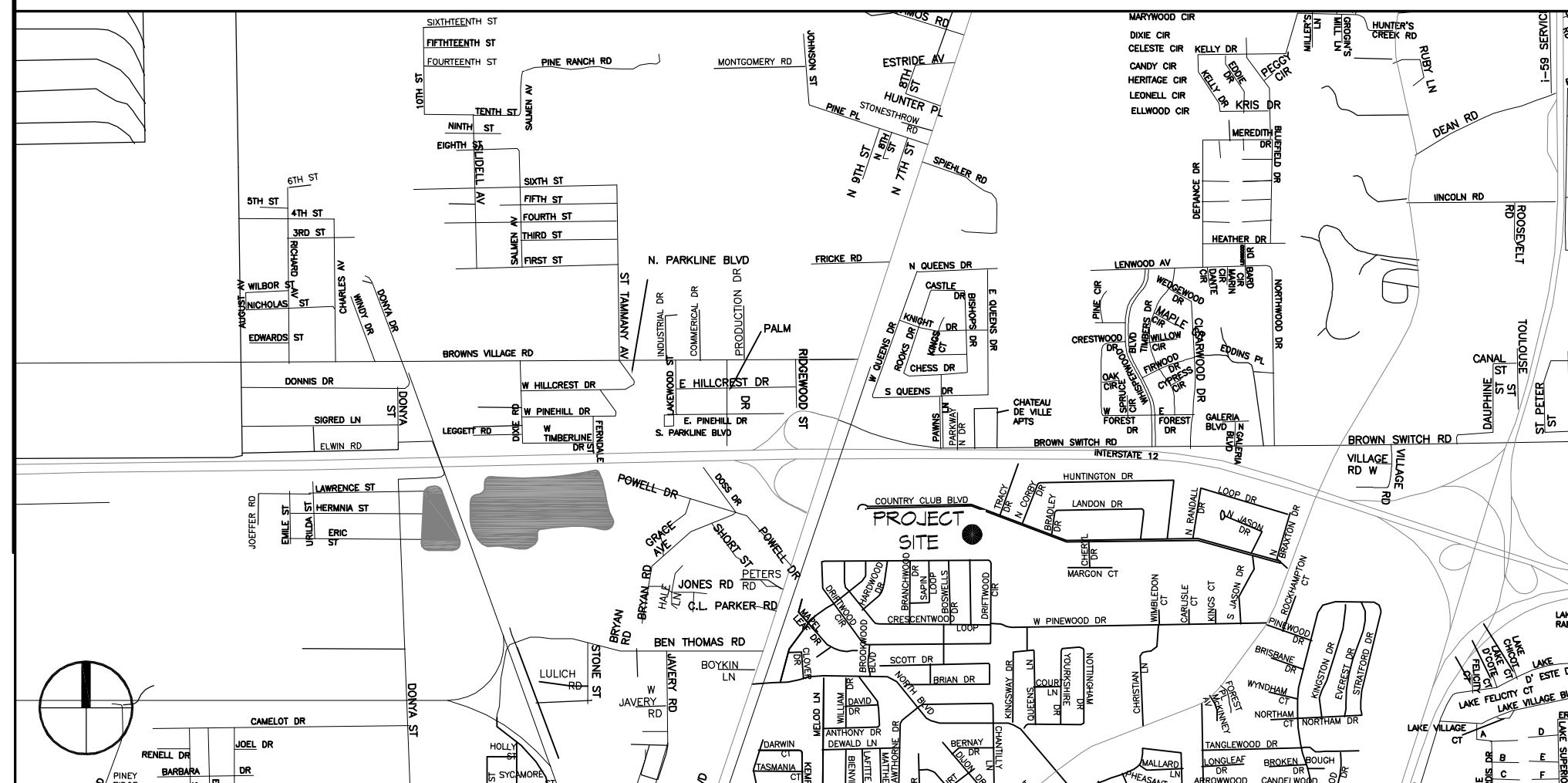
OFFICES (IBC TABLE 1607.1): 50 PSF

ROOF LIVE LOADS (IBC TABLE 1607.1): 20 PSF UNIFORM, 300 LB CONCENTRATED

SNOW LOADS (IBC SEC 1609): 5 PSF

GROUND SNOW LOAD (IBC FIG 1608.2): 5 PSF

VICINITY MAP



SHEET INDEX

SHEET #	SHEET TITLE
G101	GENERAL INFORMATION SHEET
C101	SITE PLAN
PT-1	FOUNDATION PLAN - BY OTHERS
A101	FLOOR PLAN
A102	BUILDING ELEVATIONS
A103	ROOF PLAN
E101	ELECTRICAL FLOOR PLAN - POWER

GENERAL NOTES

- ALL MATERIALS AND WORK, INCIDENTAL TO THE CONSTRUCTION OF THIS PROJECT, SHALL CONFORM TO ALL GOVERNING CODES, AND REGULATIONS OF AGENCIES IN AUTHORITY.
- CONTRACTOR SHALL PROVIDE ALL PUBLIC PROTECTIONS NECESSARY AS REQUIRED BY LAW.
- THE DRAWINGS AND ANY SUBSEQUENTLY ISSUED ADDENDA, AMENDMENTS OR SUCH CHANGE ORDERS APPROVED BY THE OWNER AND THE CONTRACTOR ARE PART OF THESE CONTRACT DOCUMENTS.
- DO NOT SCALE DRAWINGS.** CONSULT WITH THE ENGINEER REGARDING ANY ITEMS IN THE CONTRACT DOCUMENTS THAT REQUIRE CLARIFICATION.
- TRASH SHALL BE REMOVED FROM THE SITE NOT LESS THAN TWICE MONTHLY.
- THE GENERAL CONTRACTOR SHALL VERIFY EXISTING CONDITIONS PRIOR TO COMMENCING WORK AND REPORT ANY AND ALL DISCREPANCIES TO THE ARCHITECT.
- CONTRACTOR VEHICLES AND EQUIPMENT NECESSARY FOR CONSTRUCTION MAY BE PARKED ON THE SITE. OTHER VEHICLES PARKED ON THE SITE REQUIRE THE OWNER'S PERMISSION.
- ALL MATERIALS/EQUIPMENT SHALL BE INSTALLED PER MANUFACTURER'S RECOMMENDATIONS. WORK NOT CONSISTENT WITH MANUFACTURER'S RECOMMENDATIONS WILL BE REJECTED BY OWNER/ARCHITECT.