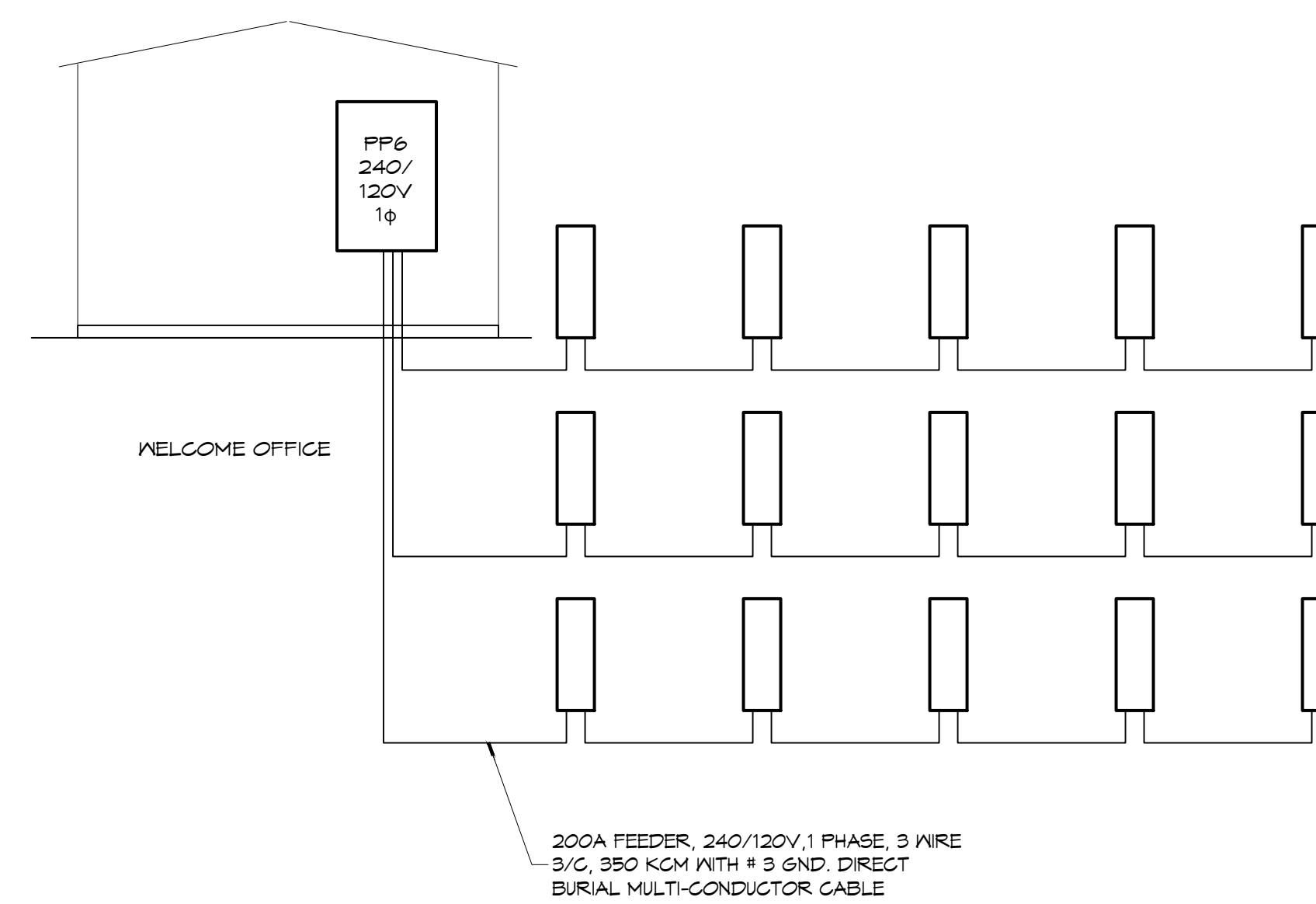
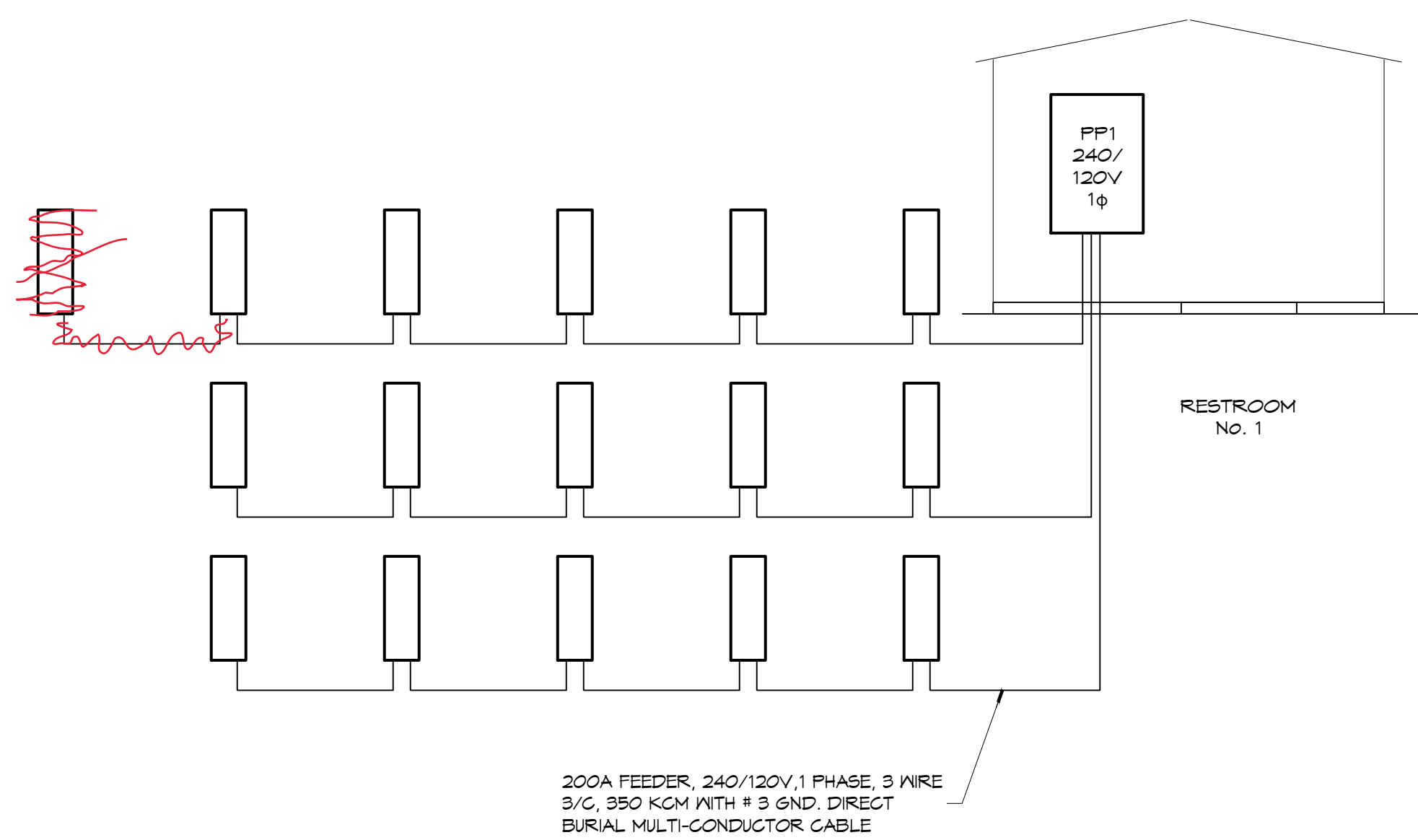
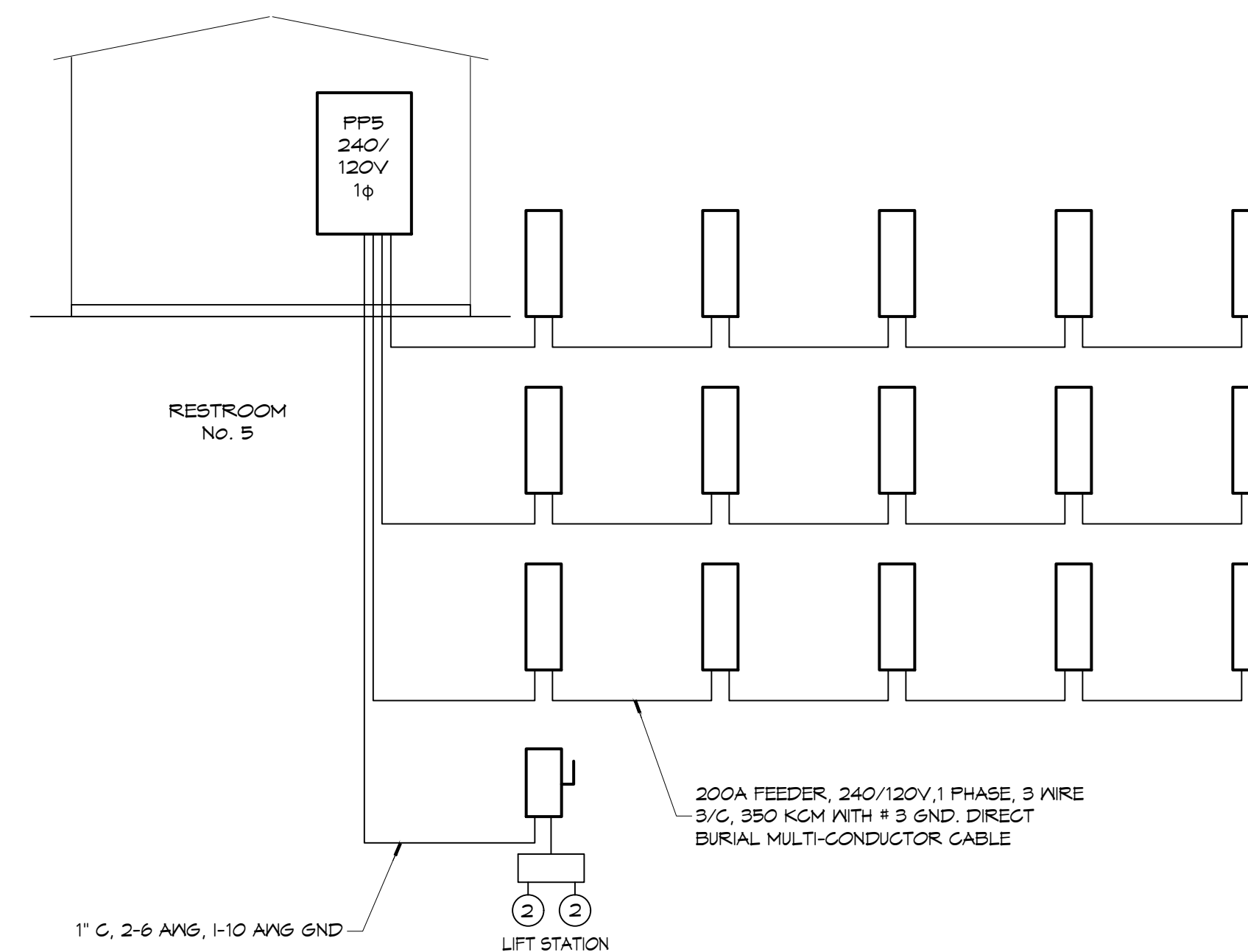
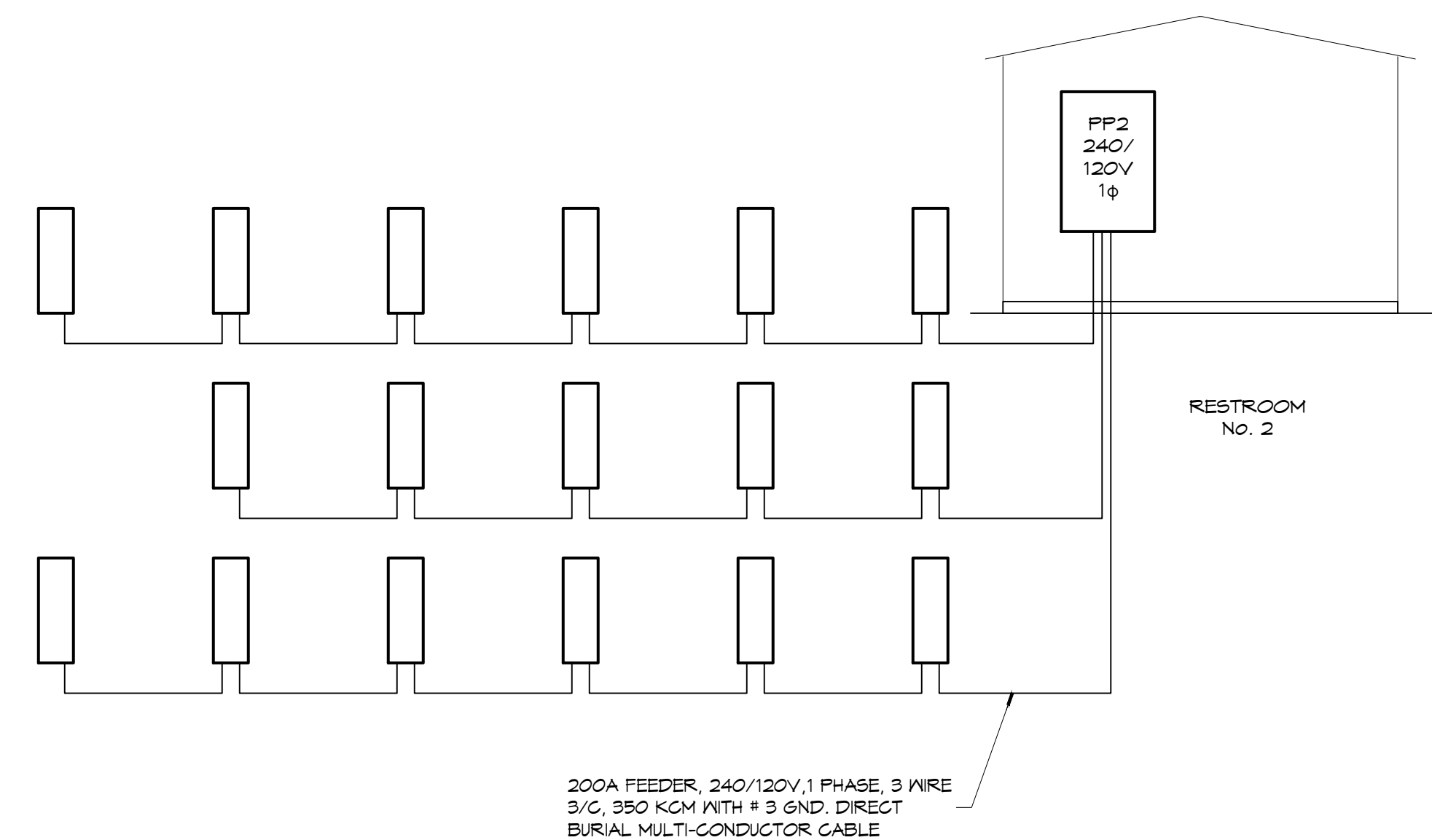


ELECTRICAL LOAD SUMMARY TRANSFORMER 1						
POWER COMPANY:	COAST ELECTRIC					
PROJECT NAME:	EXIT 1 RV RESORT					
PROJECT ADDRESS:	CLYDE METZIER					
CITY TOWN:	NICHOLSON, MISSISSIPPI					
INTENDED USER:	RV PARK					
REQUIRED SERVICE:	240/120 VOLTS	1 PHASE	3 WIRE			
SERV ENTR SIZE:	400 AMPS					
HVAC TONNAGE:	TONS					
LARGEST MOTOR:	HP					
LOAD SOURCE	1ØKVA	3ØKVA	OR	1ØKN	3ØKN	
BUILDING LIGHTING	1,360.0					
ELECTRIC WATER HEATING	10,000.0					
HEAT PUMPS						
SUPPLEMENTAL HEAT SYSTEMS						
AIR COND CONDENSING UNITS						
ELEC HEATING (PRIMARY) AHUS						
COOKING						
REFRIGERATION						
RECEPTACLES (STANDARD)	1,080.0					
RECEPTACLES (COMPUTER)						
TOTAL MOTORS (EXCLUDE HVAC)						
EXTERIOR LIGHTING	500.0					
MISCELLANEOUS - CEILING FANS	6,500.0					
OTHER - 15 RV SITES	144,000.0					
TOTAL CONNECTED LOAD	170,000.0					



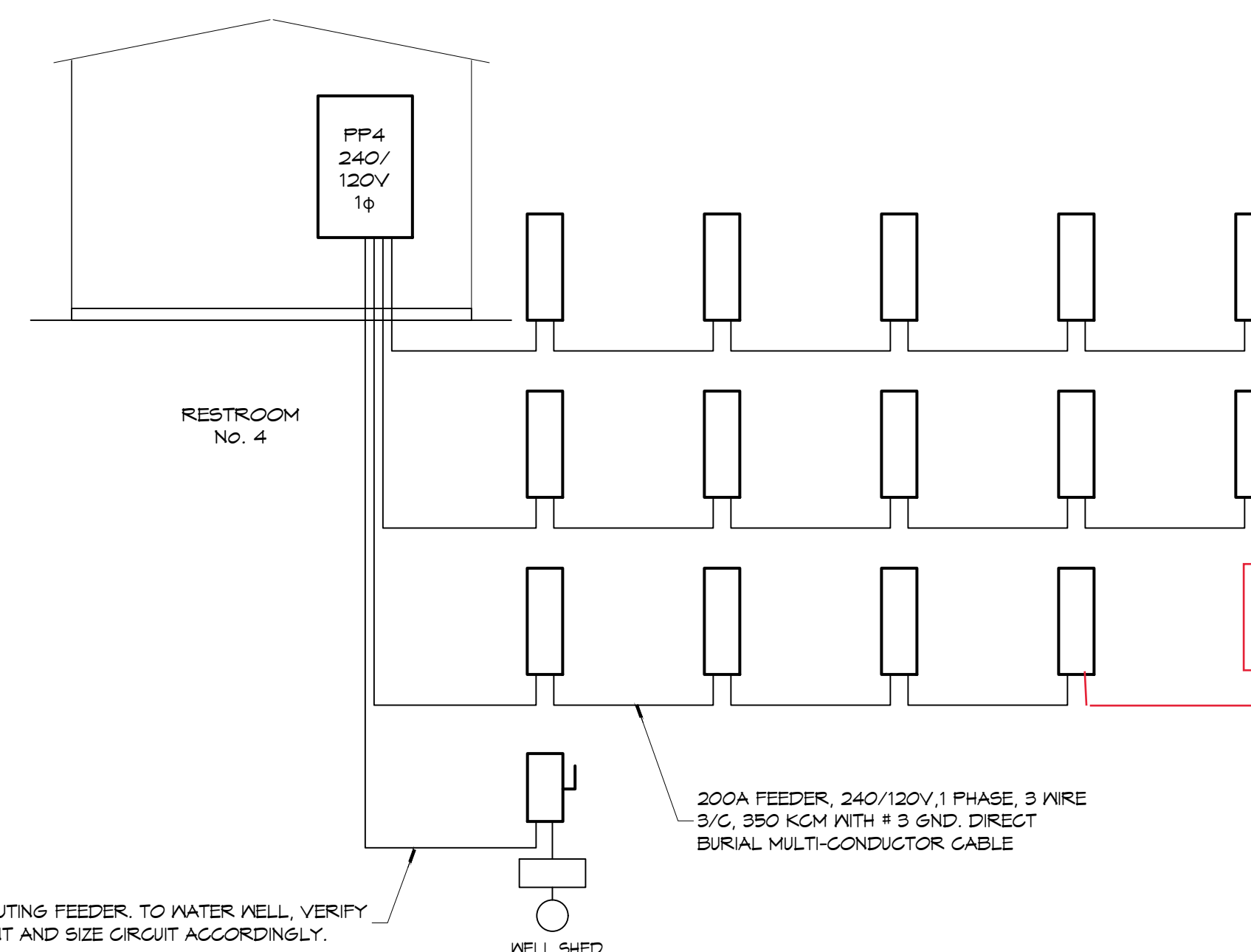
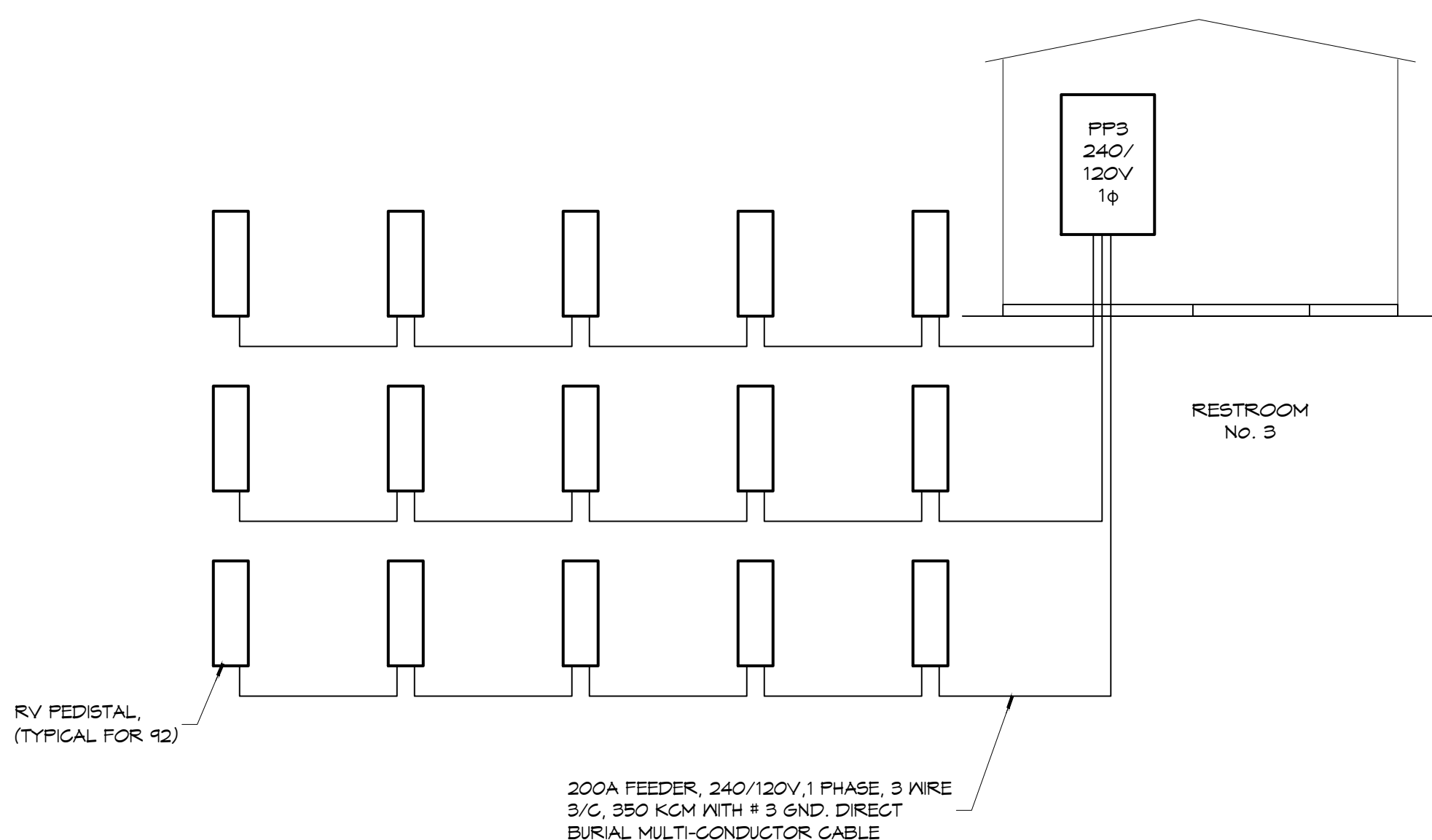
ELECTRICAL LOAD SUMMARY TRANSFORMER 6						
POWER COMPANY:	COAST ELECTRIC					
PROJECT NAME:	EXIT 1 RV RESORT					
PROJECT ADDRESS:	CLYDE METZIER					
CITY TOWN:	NICHOLSON, MISSISSIPPI					
INTENDED USER:	RV PARK					
REQUIRED SERVICE:	240/120 VOLTS	1 PHASE	3 WIRE			
SERV ENTR SIZE:	400 AMPS					
HVAC TONNAGE:	TONS					
LARGEST MOTOR:	HP					
LOAD SOURCE	1ØKVA	3ØKVA	OR	1ØKN	3ØKN	
BUILDING LIGHTING	1,500.0					
ELECTRIC WATER HEATING	5,000.0					
HEAT PUMPS						
SUPPLEMENTAL HEAT SYSTEMS						
AIR COND CONDENSING UNITS	2,000.0					
ELEC HEATING (PRIMARY) AHUS	3,600.0					
COOKING						
REFRIGERATION	3,600.0					
RECEPTACLES (STANDARD)	7,180.0					
RECEPTACLES (COMPUTER)						
TOTAL MOTORS (EXCLUDE HVAC)						
EXTERIOR LIGHTING	500.0					
MISCELLANEOUS - CEILING FANS						
OTHER - 15 RV SITES	144,000.0					
TOTAL CONNECTED LOAD	167,980.0					

ELECTRICAL LOAD SUMMARY TRANSFORMER 2						
POWER COMPANY:	COAST ELECTRIC					
PROJECT NAME:	EXIT 1 RV RESORT					
PROJECT ADDRESS:	CLYDE METZIER					
CITY TOWN:	NICHOLSON, MISSISSIPPI					
INTENDED USER:	RV PARK					
REQUIRED SERVICE:	240/120 VOLTS	1 PHASE	3 WIRE			
SERV ENTR SIZE:	400 AMPS					
HVAC TONNAGE:	TONS					
LARGEST MOTOR:	HP					
LOAD SOURCE	1ØKVA	3ØKVA	OR	1ØKN	3ØKN	
BUILDING LIGHTING	1,360.0					
ELECTRIC WATER HEATING	10,000.0					
HEAT PUMPS						
SUPPLEMENTAL HEAT SYSTEMS						
AIR COND CONDENSING UNITS						
ELEC HEATING (PRIMARY) AHUS						
COOKING						
REFRIGERATION						
RECEPTACLES (STANDARD)	1,080.0					
RECEPTACLES (COMPUTER)						
TOTAL MOTORS (EXCLUDE HVAC)						
EXTERIOR LIGHTING	500.0					
MISCELLANEOUS - CEILING FANS	6,500.0					
OTHER - 11 RV SITES	168,200.0					
TOTAL CONNECTED LOAD	182,640.0					



ELECTRICAL LOAD SUMMARY TRANSFORMER 5						
POWER COMPANY:	COAST ELECTRIC					
PROJECT NAME:	EXIT 1 RV RESORT					
PROJECT ADDRESS:	CLYDE METZIER					
CITY TOWN:	NICHOLSON, MISSISSIPPI					
INTENDED USER:	RV PARK					
REQUIRED SERVICE:	240/120 VOLTS	1 PHASE	3 WIRE			
SERV ENTR SIZE:	400 AMPS					
HVAC TONNAGE:	TONS					
LARGEST MOTOR:	2 HP					
LOAD SOURCE	1ØKVA	3ØKVA	OR	1ØKN	3ØKN	
BUILDING LIGHTING	1,360.0					
ELECTRIC WATER HEATING	10,000.0					
HEAT PUMPS						
SUPPLEMENTAL HEAT SYSTEMS						
AIR COND CONDENSING UNITS						
ELEC HEATING (PRIMARY) AHUS						
COOKING						
REFRIGERATION						
RECEPTACLES (STANDARD)	1,080.0					
RECEPTACLES (COMPUTER)						
TOTAL MOTORS (EXCLUDE HVAC)	6,600.0					
EXTERIOR LIGHTING	500.0					
MISCELLANEOUS - CEILING FANS	6,500.0					
OTHER - 15 RV SITES	144,000.0					
TOTAL CONNECTED LOAD	170,040.0					

ELECTRICAL LOAD SUMMARY TRANSFORMER 3						
POWER COMPANY:	COAST ELECTRIC					
PROJECT NAME:	EXIT 1 RV RESORT					
PROJECT ADDRESS:	CLYDE METZIER					
CITY TOWN:	NICHOLSON, MISSISSIPPI					
INTENDED USER:	RV PARK					
REQUIRED SERVICE:	240/120 VOLTS	1 PHASE	3 WIRE			
SERV ENTR SIZE:	400 AMPS					
HVAC TONNAGE:	TONS					
LARGEST MOTOR:	HP					
LOAD SOURCE	1ØKVA	3ØKVA	OR	1ØKN	3ØKN	
BUILDING LIGHTING	1,360.0					
ELECTRIC WATER HEATING	10,000.0					
HEAT PUMPS						
SUPPLEMENTAL HEAT SYSTEMS						
AIR COND CONDENSING UNITS						
ELEC HEATING (PRIMARY) AHUS						
COOKING						
REFRIGERATION						
RECEPTACLES (STANDARD)	1,080.0					
RECEPTACLES (COMPUTER)						
TOTAL MOTORS (EXCLUDE HVAC)						
EXTERIOR LIGHTING	500.0					
MISCELLANEOUS - CEILING FANS	6,500.0					
OTHER - 15 RV SITES	144,000.0					
TOTAL CONNECTED LOAD	163,440.0					



ELECTRICAL LOAD SUMMARY TRANSFORMER 4						
POWER COMPANY:	COAST ELECTRIC					
PROJECT NAME:	EXIT 1 RV RESORT					
PROJECT ADDRESS:	CLYDE METZIER					
CITY TOWN:	NICHOLSON, MISSISSIPPI					
INTENDED USER:	RV PARK					
REQUIRED SERVICE:	240/120 VOLTS	1 PHASE	3 WIRE			
SERV ENTR SIZE:	400 AMPS					
HVAC TONNAGE:	TONS					
LARGEST MOTOR:	2 HP					
LOAD SOURCE	1ØKVA	3ØKVA	OR	1ØKN	3ØKN	
BUILDING LIGHTING	1,360.0					
ELECTRIC WATER HEATING	10,000.0					
HEAT PUMPS						
SUPPLEMENTAL HEAT SYSTEMS						
AIR COND CONDENSING UNITS						
ELEC HEATING (PRIMARY) AHUS						
COOKING						
REFRIGERATION						
RECEPTACLES (STANDARD)	1,080.0					
RECEPTACLES (COMPUTER)						
TOTAL MOTORS (EXCLUDE HVAC)	6,600.0					
EXTERIOR LIGHTING	500.0					
MISCELLANEOUS - CEILING FANS	6,500.0					
OTHER - 15 RV SITES	144,000.0					
TOTAL CONNECTED LOAD	170,040.0					

RISER DIAGRAM
SCALE: NTS

DAMMON ENGINEERING, INC.
LOUISIANA & MISSISSIPPI

NEW RECREATIONAL RV SITE
EXIT 1 RV RESORT, LLC.

SHEET TITLE:
LOAD SUMMARIES

DRAWING NUMBER:
E103

SHEET No: 50 of 15

DATE: 05-21-2022
JOB No: 2436
DRAWN BY: DD/JTL
CHECKED BY: BAY

Chief Engineer: Brian Mettich, PE
554 Old Spanish Trail
Slidell, LA 70458
www.dammonengineering.com
info@dammonengineering.com
PH: 985.649.5832