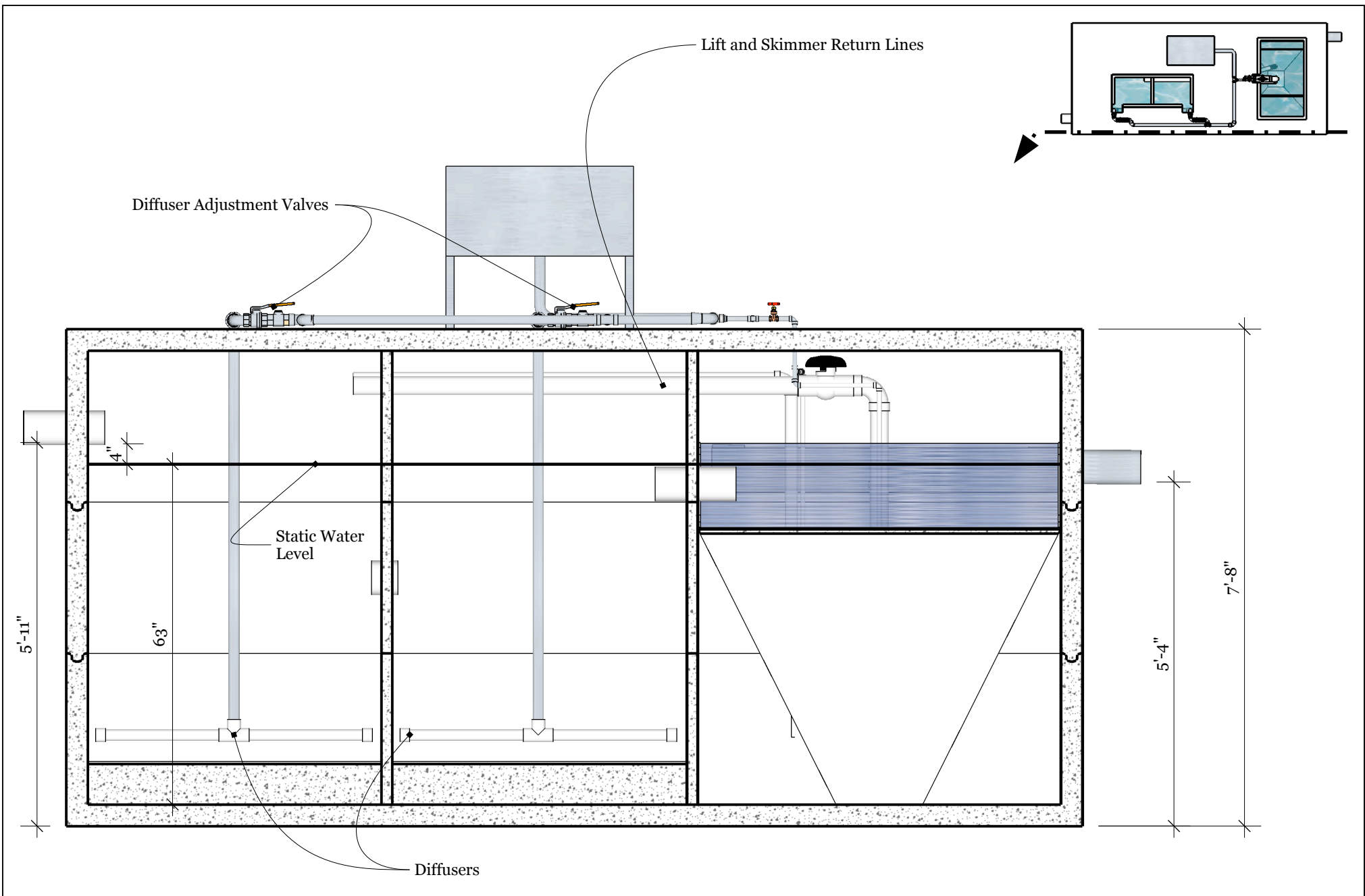


SCI 2,000 GPD Commercial Sewage Treatment
Plant



SCI Precast
153 Industrial Drive
Slidell, LA 70460
985-649-3782
www.sciprecast.com
bidding@sciprecast.com

October 1, 2015



Linear Profile Section Cut

www.sciprecast.com
 bidding@sciprecast.com
 Fax 985-641-4912



SCI Precast
 153 Industrial Drive
 Slidell, LA 70460
 985-649-3782

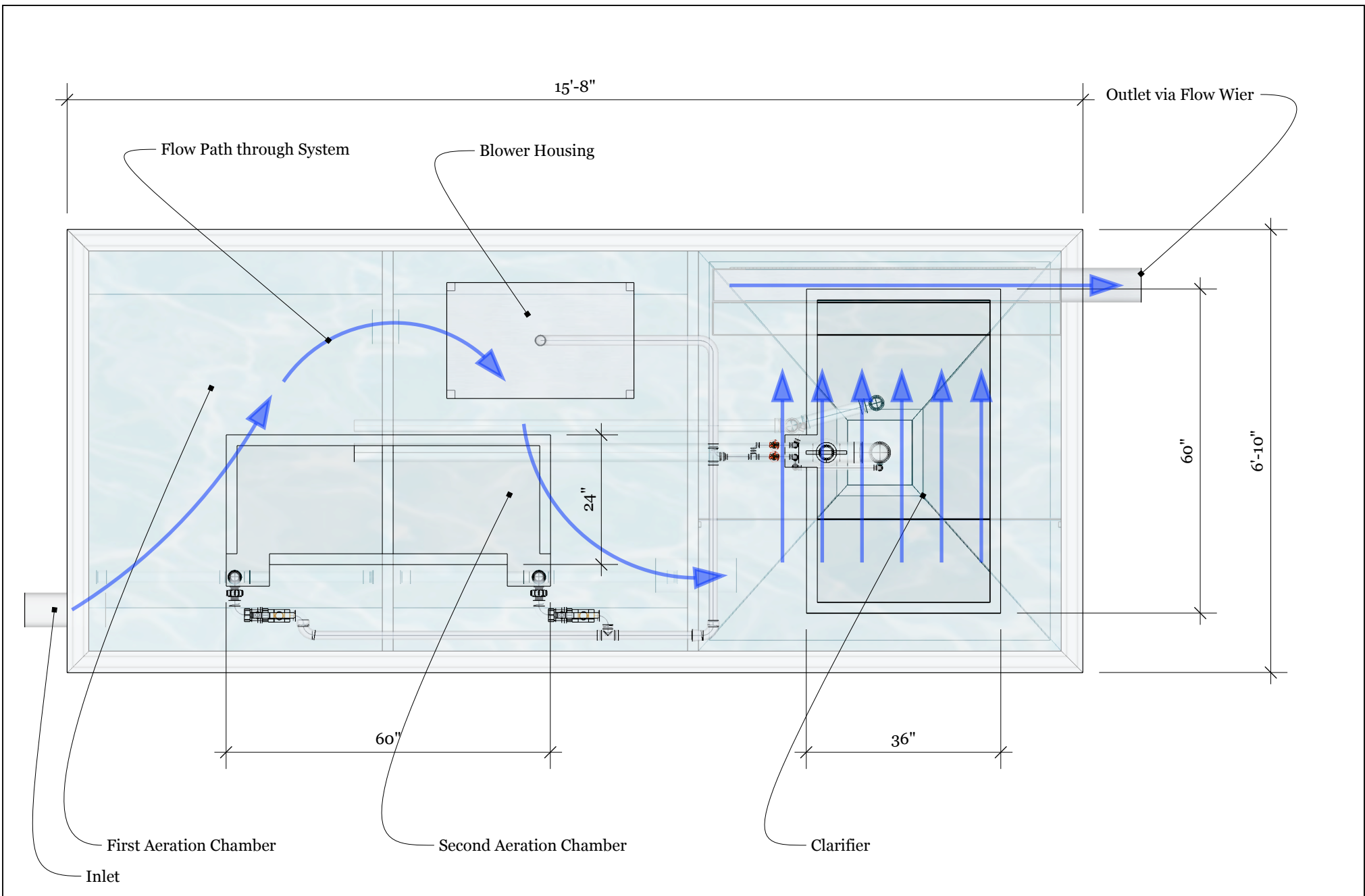
2,000 Gallon Per Day Sewage Treatment Plant

REVISIONS

	MM/DD/YY	REMARKS
1	--/--/--	...
2	--/--/--	...
3	--/--/--	...
4	--/--/--	...
5	--/--/--	...

A 001

A



Top View with Flow Illustration

www.sciprecast.com
 bidding@sciprecast.com
 Fax 985-641-4912



SCI Precast
 153 Industrial Drive
 Slidell, LA 70460
 985-649-3782

2,000 Gallon Per Day Sewage Treatment Plant

REVISIONS

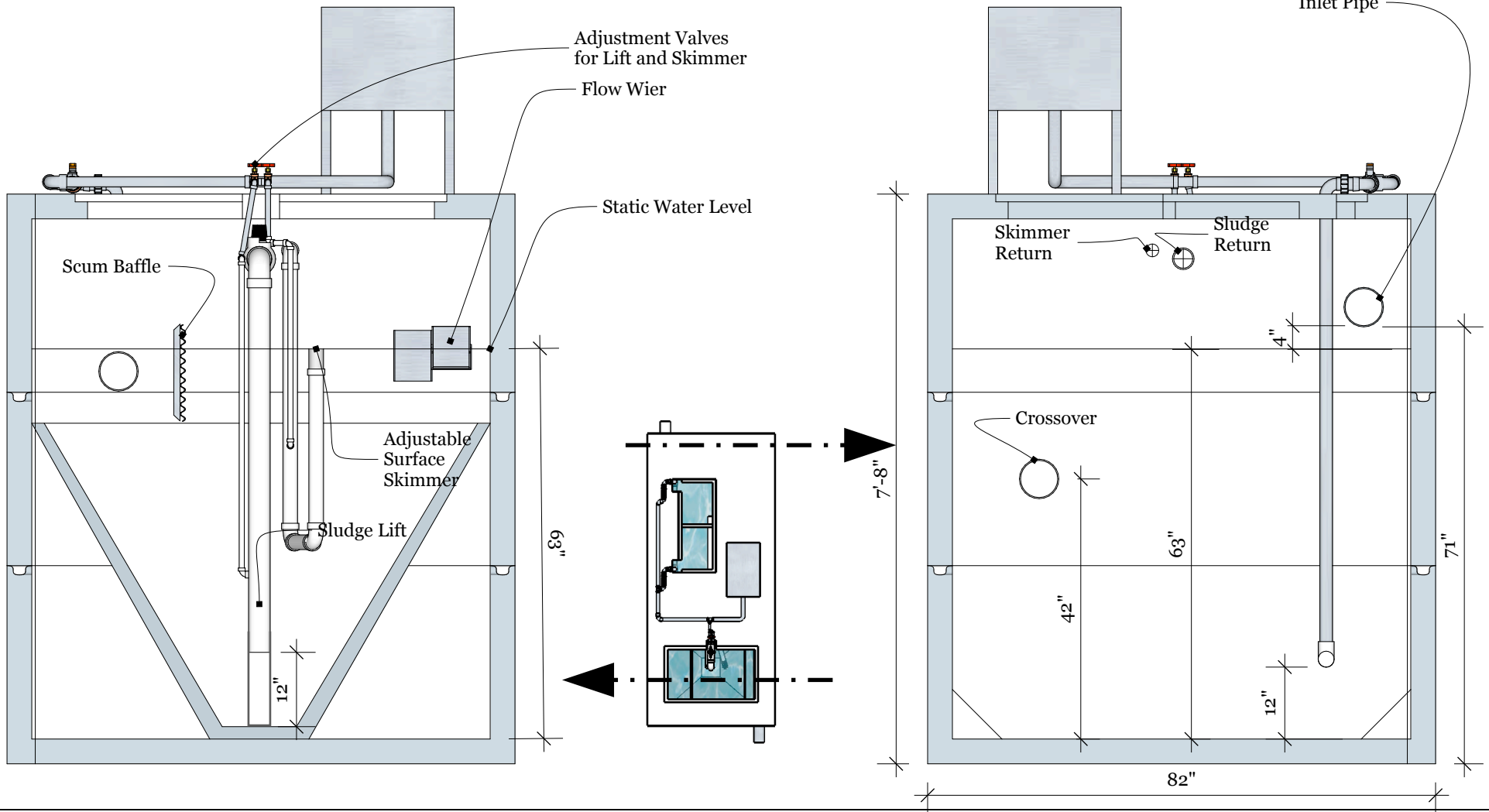
	MM/DD/YY	REMARKS
1	--/--/--	...
2	--/--/--	...
3	--/--/--	...
4	--/--/--	...
5	--/--/--	...

A 002

A

Clarifier Profile View

Aeration Chamber Profile View



Clarifier and Aeration Chamber Section Cuts

www.sciprecast.com
 bidding@sciprecast.com
 Fax 985-641-4912



SCI Precast
 153 Industrial Drive
 Slidell, LA 70460
 985-649-3782

2,000 Gallon Per Day Sewage Treatment Plant

REVISIONS

	MM/DD/YY	REMARKS
1	---/---/---	...
2	---/---/---	...
3	---/---/---	...
4	---/---/---	...
5	---/---/---	...

A 003

A