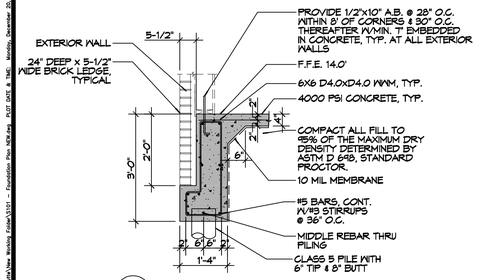

A 5101|5101 SECTION
SCALE: 1/2" = 1'-0"

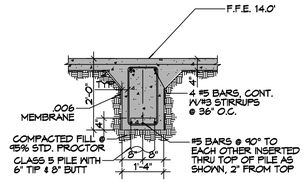

B 5101|5101 SECTION
SCALE: 1/2" = 1'-0"

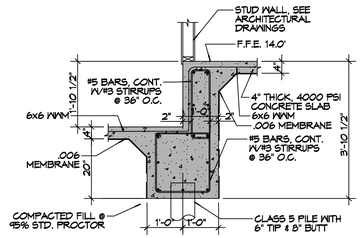

C 5101|5101 SECTION
SCALE: 1/2" = 1'-0"

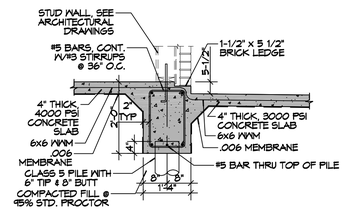

D 5101|5101 SECTION
SCALE: 1/2" = 1'-0"

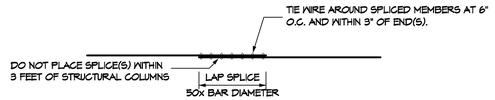

3 5101|5101 SPLICE DETAIL
SCALE: 3/4" = 1'-0"

PILING NOTES

1. PILES ARE TO BE CLASS 5 MODIFIED AND ALL PILES ARE TO BE 40 FT. IN LENGTH WITH A 6 INCH TIP AND 8" BUTT.
2. ALL PILES TO BE EMBEDDED 30 FT. MINIMUM INTO SOIL.
3. DESIGN LOAD = 6 TONS PER PILE.
4. NO FIELD SUPERVISION OR INSPECTION PROVIDED UNDER THIS SEAL UNLESS OTHERWISE NOTED.
5. PILE LAYOUT MAY BE MODIFIED DUE TO ACTUAL DRIVING CONDITIONS. ENGINEER TO BE NOTIFIED ON ANY MODIFICATION.
6. THIS PILE SUPPORTED FOUNDATION IS DESIGNED TO MEET THE GENERAL SOIL CONDITIONS OF THE AREA OF WORK. THE CONTRACTOR OR OWNER IS ADVISED THAT A SOIL ANALYSIS SHOULD BE MADE TO CONFIRM THE DESIGN.
7. A PILE BLOW COUNT LOG OF ALL PILES IS TO BE SUBMITTED TO THE ENGINEER OF RECORD. FAILURE TO SUBMIT SAID LOG WILL RELEASE THE ENGINEER OF ALL RESPONSIBILITY.
8. CONTRACTOR IS RESPONSIBLE FOR THE COMPARISON & VERIFICATION OF PILE LAYOUT DIMENSIONS WITH MOST REGENT ARCHITECTURAL DRAWINGS, ASSURING THAT PILES DO FALL WITHIN LIMITS OF THE DESIGN.
9. FILL, AS A MINIMUM QUALITY, SHALL BE 40% CLAY AND 60% SANDY MIXTURE, PLACED IN 6" LIFTS AND COMPACTED TO A MINIMUM OF 95% STANDARD PROCTOR. FOOTINGS ARE DESIGNED TO USE SOIL WITH A BEARING PRESSURE OF 2000 LBS. PER SQUARE FOOT OR MORE. IT IS RECOMMENDED THAT THE OWNER VERIFY ALLOWABLE SOIL BEARING PRESSURE CAPACITY BY CONTRACTING THE SERVICES OF A SOILS ENGINEERING COMPANY.

GENERAL FOUNDATION NOTES

1. ALL DIMENSIONS ARE EDGE OF CONCRETE (EOC) TO EDGE OF CONCRETE (EOC) UNLESS NOTED OTHERWISE.
2. VERIFY ALL PLUMBING ROUGH-IN LOCATIONS ON ARCHITECTURAL DWGS.
3. CONCRETE MIX SHALL HAVE A MINIMUM COMPRESSIVE STRENGTH OF 4000 PSI AT 28 DAYS. CONCRETE MIX SHALL BE IN ACCORDANCE WITH ACI-318.
4. ALL CONVENTIONAL REINFORCING STEEL SHALL MEET ASTM-A615 (GRADE 60).
5. ONE LAYER OF POLYETHYLENE VAPOR BARRIER SHALL BE PLACED UNDER ALL CONCRETE. VAPOR RETARDER TO BE MINIMUM 10 MIL THICKNESS; ASTM E 1745 CLASS A, PERMEANCE LESS THAN 0.01 PERMS, EQUAL TO STEGO INDUSTRIES STEGO WRAP, ECOSHIELD-E 15 MIL BY EPRO, OR IRONBAR 15 BY FLATIRON FILMS. PROVIDE APPROPRIATE ACCESSORIES FOR A COMPLETE SYSTEM.
6. ALL REINFORCING STEEL AND MESH SHALL BE SECURELY SUPPORTED TO PREVENT BOTH VERTICAL AND HORIZONTAL MOVEMENT DURING CONCRETE PLACEMENT.
7. THE CONTRACTOR SHALL VERIFY ALL DROPS, OFFSETS, BRICK LEDGES, DIMENSIONS AND CONFIGURATIONS. CONTRACTOR MUST BE RESPONSIBLE FOR SAME. SEE ARCHITECTURAL DRAWINGS FORMSETTER PLAN SHEET 9 OF 9.
8. GRADE BEAM DIMENSIONS MAY VARY BY -5%, +20%.
9. NEW SPREAD CONCRETE FOOTINGS AND CONTINUOUS FOOTINGS, BEARING ON COMPACTED STRUCTURAL FILL AT LEAST 2 FEET BELOW FINISHED GRADE, SHOULD BE DESIGNED FOR MINIMUM NET ALLOWABLE BEARING PRESSURES OF 1200 PSF AND 2000 PSF, RESPECTIVELY, BASED ON DEAD LOADS AND DESIGN LIVE LOADS.
10. ALL SOIL BELOW SLAB SHALL RECEIVE TERMITE TREATMENT.

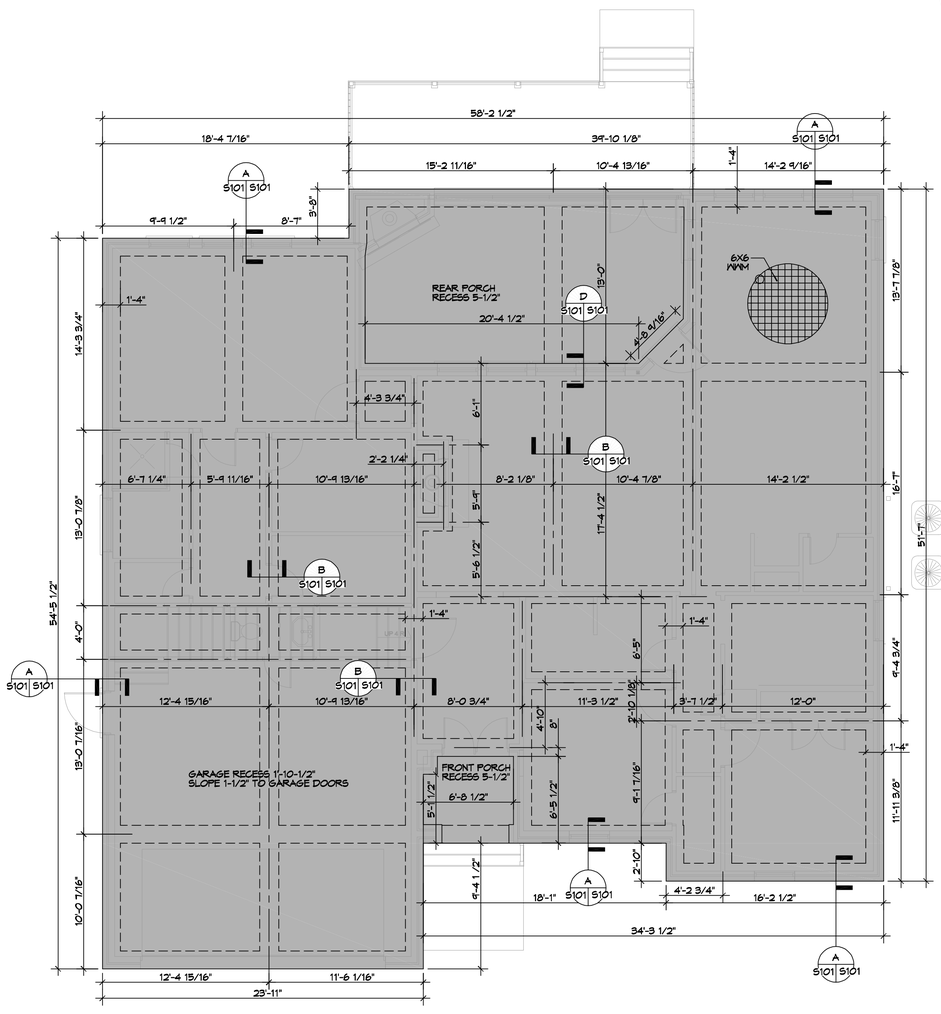

1 5101|5101 FOOTING FOUNDATION PLAN
SCALE: 3/16" = 1'-0"



2 5101|5101 PILING LAYOUT
SCALE: 3/16" = 1'-0"

DAMMON ENGINEERING, INC.
LOUISIANA & MISSISSIPPI
www.dammonengineering.com
info@dammonengineering.com
P: 985.641.5320
F: 985.641.5950
Chief Architect: Kevin J. Kinchen, NCARB
Chief Engineer: Brian Mistich, PE
5101 Canal Blvd
Suite 1
Slidell, LA 70458

#	DESCRIPTION	DATE

REVISIONS

SEAL:

FOUNDATION PLAN

JOELLE AND DALE DEBAUTTE

356 MOONRAKER DRIVE
SLIDELL, LA.

JOB No:	2021
DATE:	12-20-2021
DRAWN BY:	RLD
CHECKED BY:	CKD

The drawings, specifications and other documents prepared by the Engineer for this project are instruments of service in respect of the project. They are the property of the Engineer. The Engineer shall retain ownership and all other rights in these documents, including the right of common law copyright and other property right in these documents. These documents may not be used for any purpose not agreed to in writing by the Engineer. Ownership of documents transferred to others by sale, gift, or other means does not constitute a sale of the documents or any part of them, or a waiver of any of the Engineer's property rights in the documents. Reuse of these documents without prior written consent of the Engineer is prohibited. Any such reuse without written consent shall be at the user's own risk and the user shall indemnify and hold the Engineer harmless from all claims, damages, and expenses arising out of such reuse.

SHEET TITLE:
PILING AND FOOTING FOUNDATION PLAN

DRAWING NUMBER:

S101

SHEET No: 1 of #1