6 REAR VIEW
SCALE: 1/4" = 1'-0"

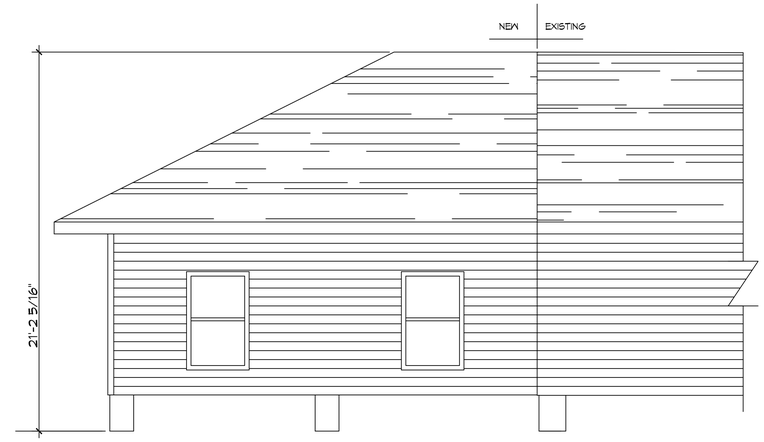

7 SIDE VIEW
SCALE: 1/4" = 1'-0"



8 ROOF PLAN
SCALE: 3/16" = 1'-0"

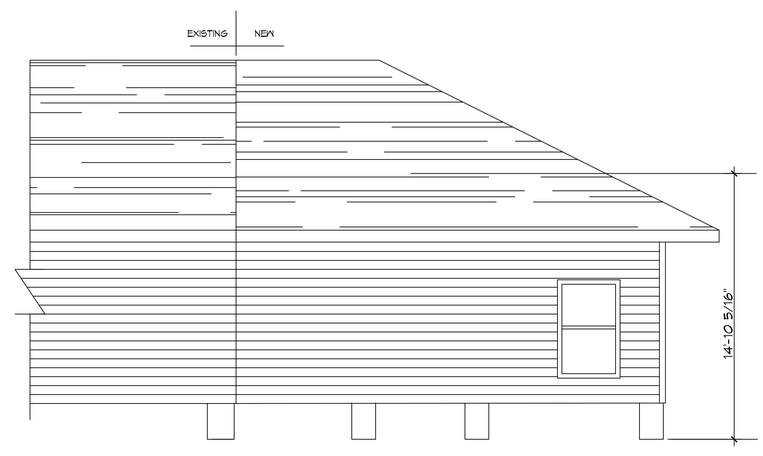

9 SIDE VIEW
SCALE: 1/4" = 1'-0"

DAMMON ENGINEERING, INC.
LOUISIANA & MISSISSIPPI
www.dammonengineering.com
info@dammonengineering.com
PH: 985.649.5832
Chief Engineer: Brian Mistich, PE
5540 Oakwood Trail
Slidell, LA 70458

REVISIONS

#	DESCRIPTION	DATE

SEAL:

RESIDENTIAL ADDITION
SANDRA MORTON WILLIAMS
4341 TUPELO
SLIDELL, LA 70461

DATE:	05-15-24
CHECKED BY:	BAM
JOB No:	CKD
DRAWN BY:	

THESE DRAWINGS AND SPECIFICATIONS, AND ALL OF THE INFORMATION CONTAINED THEREIN, ARE THE PROPERTY OF DAMMON ENGINEERING, INC. AND ARE NOT TO BE REPRODUCED, CHANGED OR COPIED IN ANY FORM OR MANNER WHATSOEVER, NOR ARE THEY TO BE ASSIGNED TO ANY THIRD PARTY, WITHOUT FIRST OBTAINING THE EXPRESSED WRITTEN CONSENT OF DAMMON ENGINEERING, INC. ANY USE ESTABLISHES PRIMA FACIE EVIDENCE OF THE RIGHT OF DAMMON ENGINEERING, INC. TO PROFESSIONAL COMPENSATION FOR THE PROJECT FOR WHICH THEY WERE PREPARED AND WHICH HAS NOT BEEN COMPLETED.

SHEET TITLE:
BLDG ELEVATIONS

DRAWING NUMBER:
A102

SHEET No: 5 of 7

FILE NAME: J:\ - Foundations w Structural Only\A101 Tupelo Blvd Kelly Bush\House Foundation\Current Drawings\A102 — Elevations Plan.dwg PLOT DATE & TIME: Wednesday, May 15, 2024 4:20:20 PM