

8 FRAMING PLAN
SCALE: 1/4" = 1'-0"

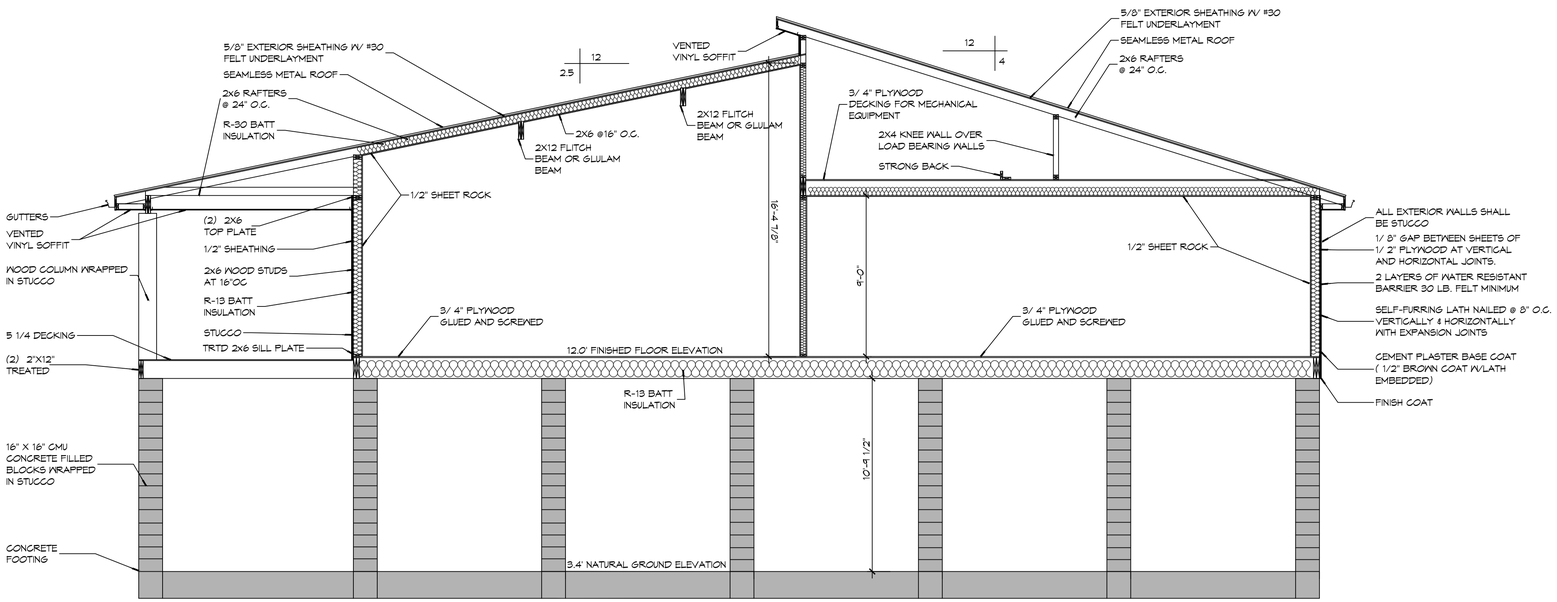

9 SECTION PLAN
SCALE: 1/4" = 1'-0"

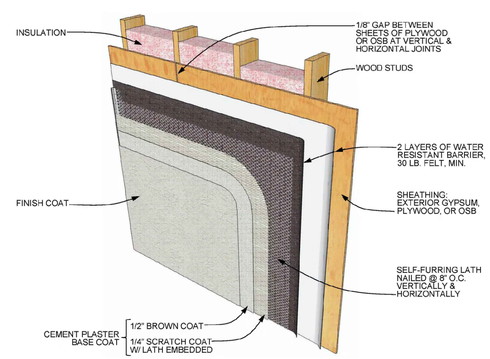

10 STUCCO DETAIL
SCALE: N.T.S.

DAMMON ENGINEERING, INC.
LOUISIANA & MISSISSIPPI
www.dammonengineering.com
info@dammonengineering.com
PH: 985-649-5822
Chief Engineer: Brian Mistich, PE
554 Old Spanish Trail
Slidell, LA 70458

REVISIONS

#	DESCRIPTION	DATE

SEAL:

BRETT CABIRAC

LOT 5 SQUARE 24
ROBERT STREET
SLIDELL, LA. 70458

DATE:	06-01-2023
CHECKED BY:	BAM
JOB No:	
DRAWN BY:	CKD

These drawings are property of Dammon Engineering, Inc. and are not to be reproduced or used for any other project than that for which they have been prepared and delivered to the owner for the specific project for which they have been prepared and delivered unless written consent of Dammon Engineering, Inc. is obtained. Dammon Engineering, Inc. shall be deemed the author and owner of these documents and shall retain all common law, statutory and other reserved rights, including the copyright thereto.

SHEET TITLE:
FLOOR FRAMING AND SECTION

DRAWING NUMBER:
S102

SHEET No: 7 of 8

FILE NAME: J:\- Foundations w/ Structural Only\Brett Cabirac Residence 55 Slidell\Current Drawings\S102 Framing Plan.dwg, PLOT DATE & TIME: Thursday, June 1, 2023 4:33:52 PM