

8 FRAMING PLAN
SCALE: 1/4" = 1'-0"

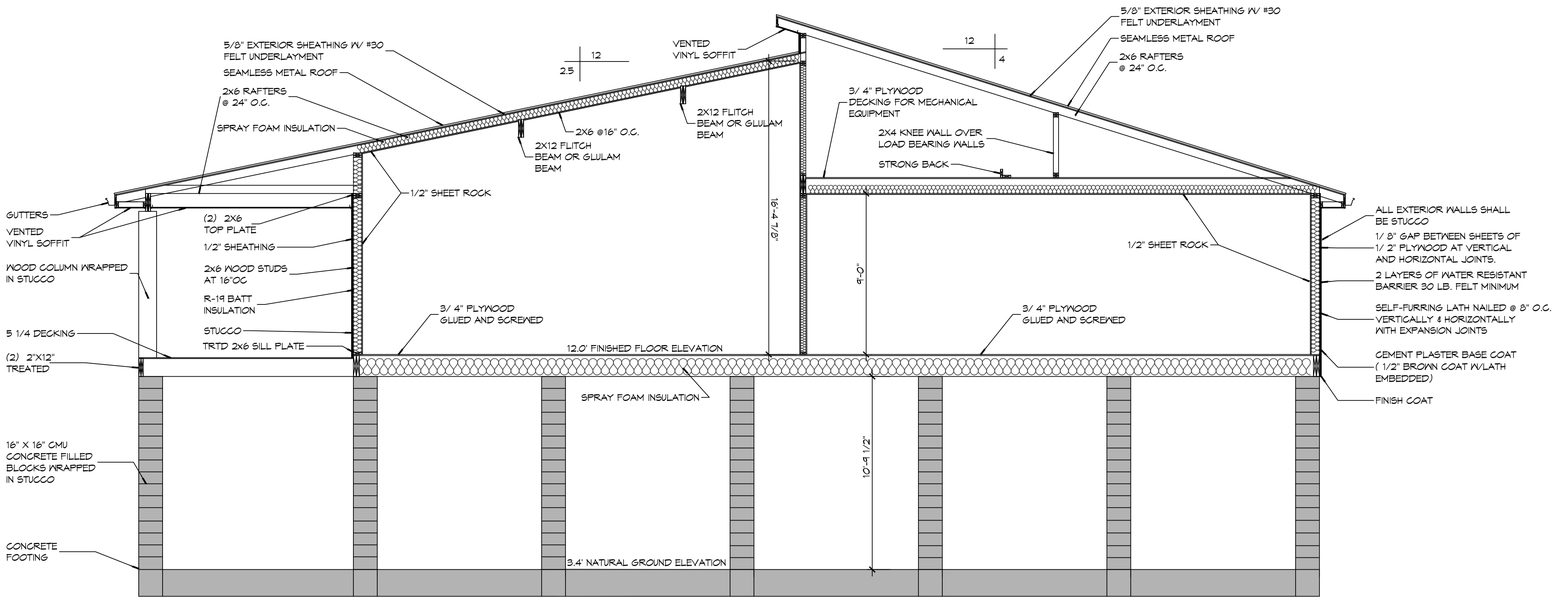

9 SECTION PLAN
SCALE: 1/4" = 1'-0"

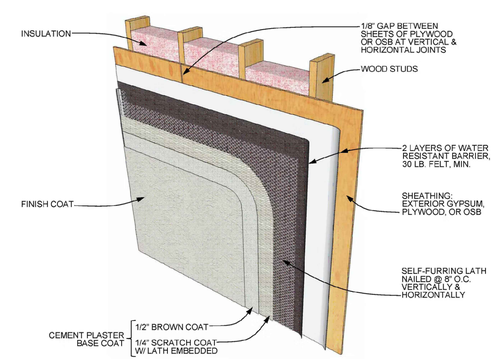

10 STUCCO DETAIL
SCALE: N.T.S.

DAMMON ENGINEERING, INC.
LOUISIANA & MISSISSIPPI
www.dammonengineering.com
info@dammonengineering.com
PH: 985-649-5822
Chief Engineer: Brian Mistich, PE
554 Old Spanish Trail
Slidell, LA 70458

#	DESCRIPTION	DATE

REVISIONS

SEAL:

BRETT CABIRAC

LOT 5 SQUARE 24
ROBERT STREET
SLIDELL, LA 70458

JOB No:	
DATE:	07-03-2023
DRAWN BY:	CSD
CHECKED BY:	BAM

These drawings are property of Dammon Engineering, Inc. and are not to be reproduced or used for any other purpose than that for which they were prepared without the written consent of Dammon Engineering, Inc. Dammon Engineering, Inc. assumes no responsibility for any other use of these drawings on other projects, for which it has not been prepared and is prepared solely for use on the project for which it has been prepared and shall be returned upon request of Dammon Engineering, Inc. upon completion of the project. © 2023 DAMMON ENGINEERING, INC. ALL RIGHTS RESERVED

SHEET TITLE:
FLOOR FRAMING AND SECTION

DRAWING NUMBER:
S102

SHEET No: 7 of 8

FILE NAME: J:\+ Foundations or Structural Only\Shell Jobbing Buyers By Shell\Current Drawings\S102 Framing Plan.dwg PLOT DATE & TIME: Monday, July 3, 2023 4:13:27 PM