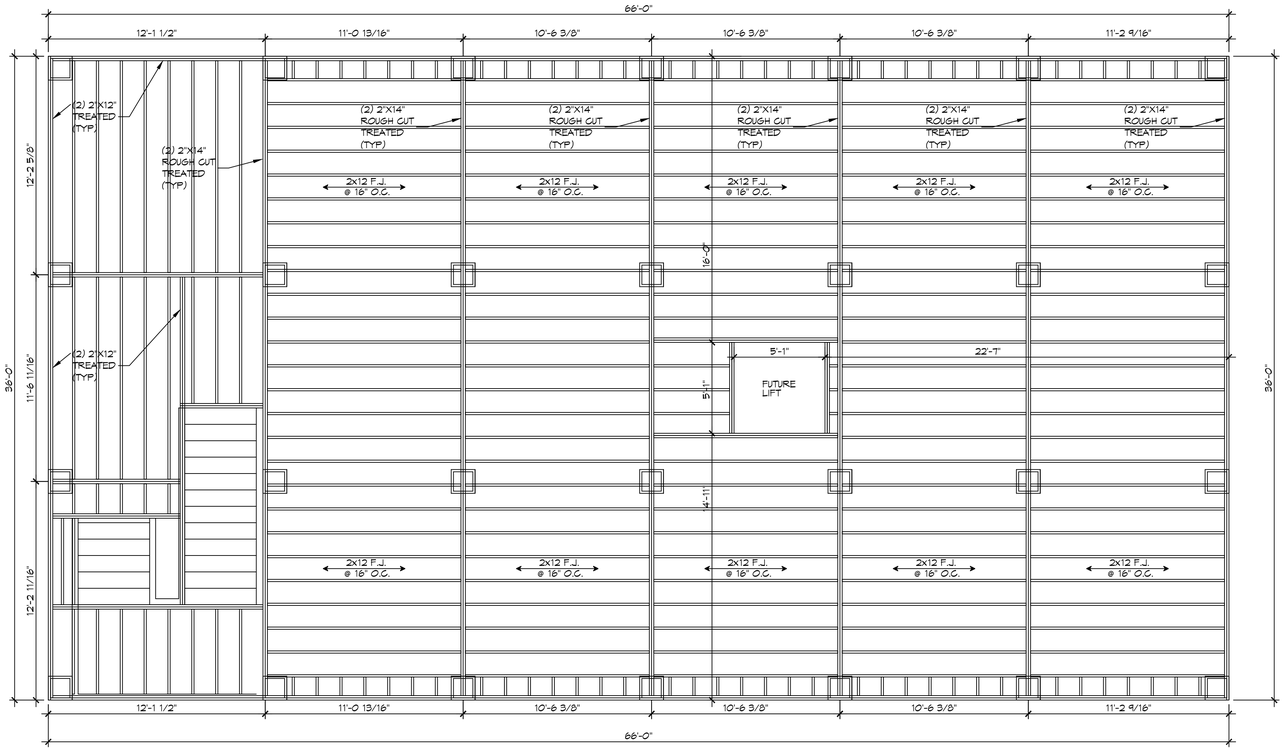

8 FRAMING PLAN
SCALE: 1/4" = 1'-0"

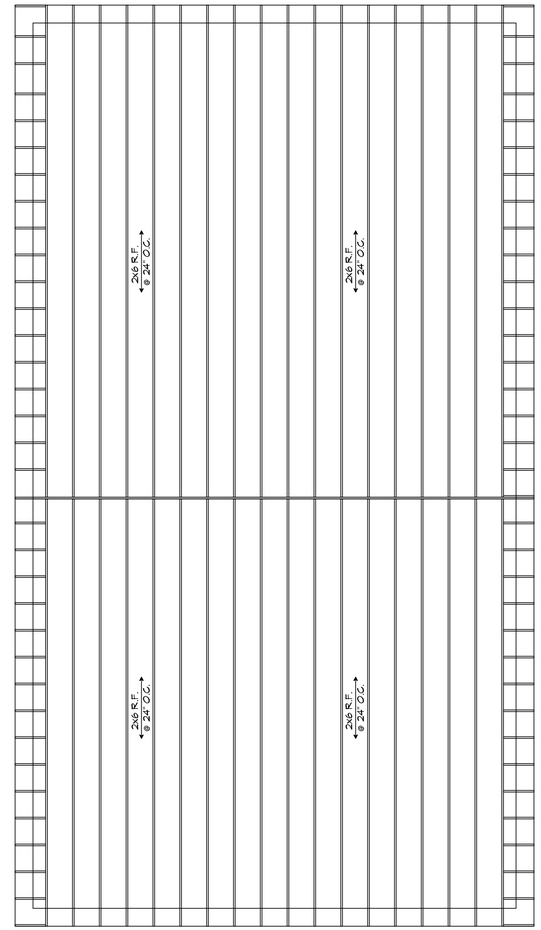

9 ROOF FRAMING PLAN
SCALE: 3/16" = 1'-0"

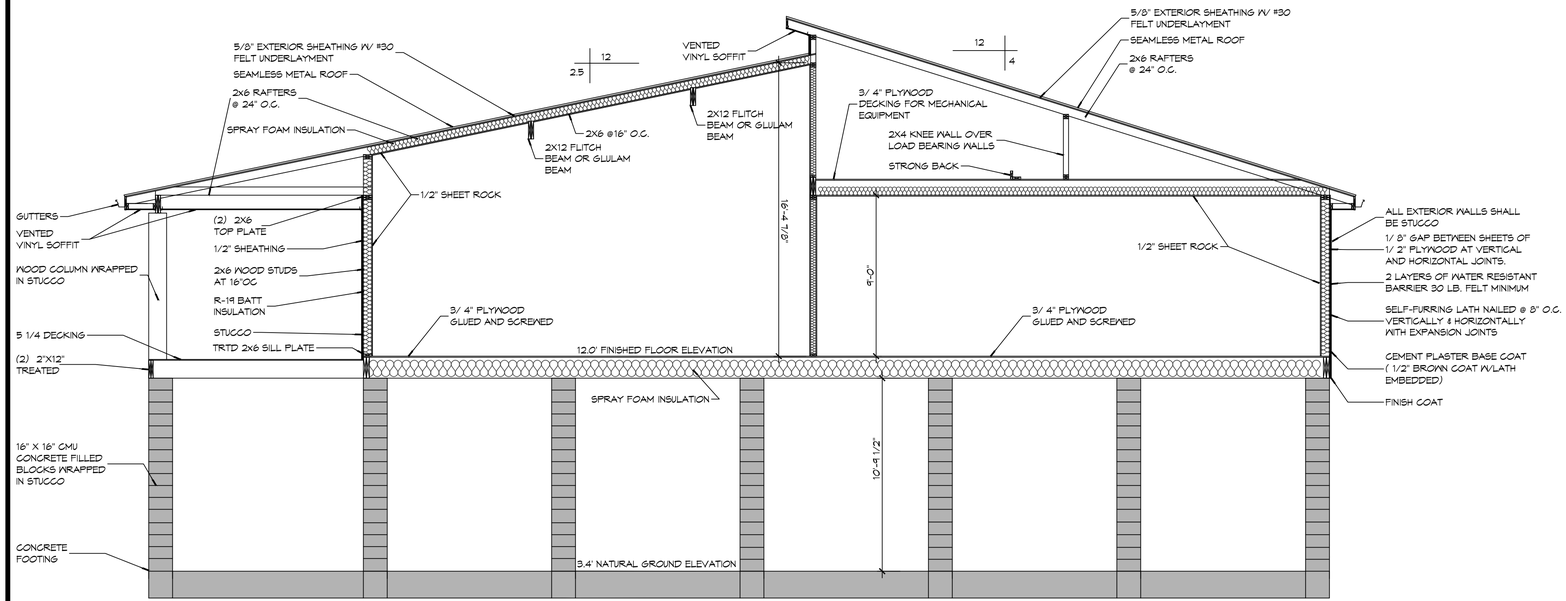

10 SECTION PLAN
SCALE: 1/4" = 1'-0"

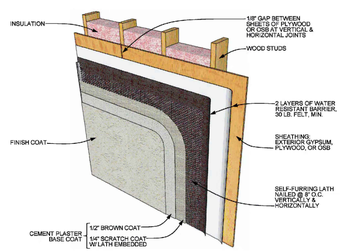

11 STUCCO DETAIL
SCALE: N.T.S.

DAMMON ENGINEERING, INC.
LOUISIANA & MISSISSIPPI
www.dammonengineering.com
info@dammonengineering.com
PH: 985.649.5822
Chief Engineer: Brian Mistich, PE
554 Old Spanish Trail
Slidell, LA 70458

#	DESCRIPTION	DATE

REVISIONS

SEAL:

BRETT CABIRAC

LOT 5 SQUARE 24
ROBERT STREET
SLIDELL, LA 70458

DATE: 07-17-2023
JOB No:
DRAWN BY: CSD
CHECKED BY: BAM

No dues shall be assigned to plans, specifications, reports, or other documents created under this contract, unless specifically agreed to in writing by the Engineer. Ownership of documents shall remain the property of the Engineer. The Engineer shall retain all pertinent rights including but not limited to, copyright and the right to reuse the documents for other projects, in which the Engineer may be retained to perform services.

SHEET TITLE:
FLOOR FRAMING AND SECTION

DRAWING NUMBER:
S102

SHEET No: 7 of 8

FILE NAME: J:_Foundations w/ Structural Grid\Brett Cabirac Robert St Slidell\Current Drawings\S102 Framing Plan.dwg, PLOT DATE & TIME: Monday, July 17, 2023 4:13:26 PM