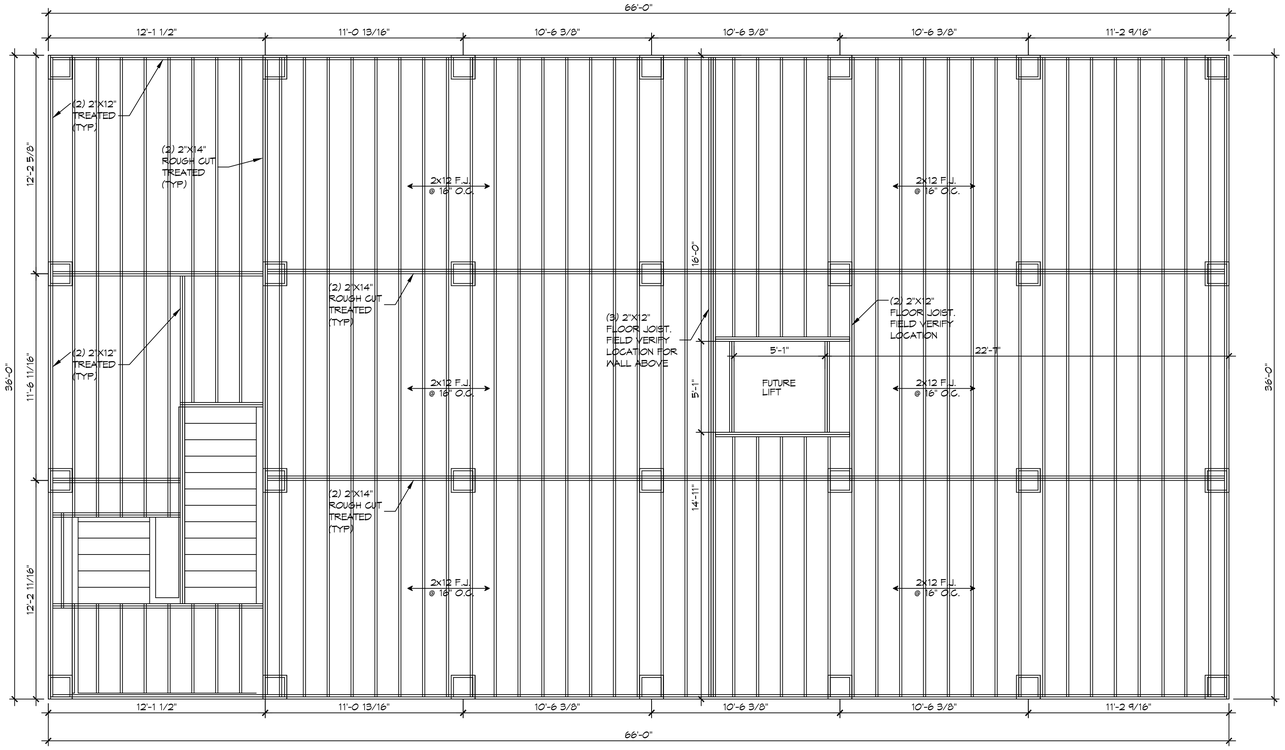

14 FRAMING PLAN
SCALE: 1/4" = 1'-0"

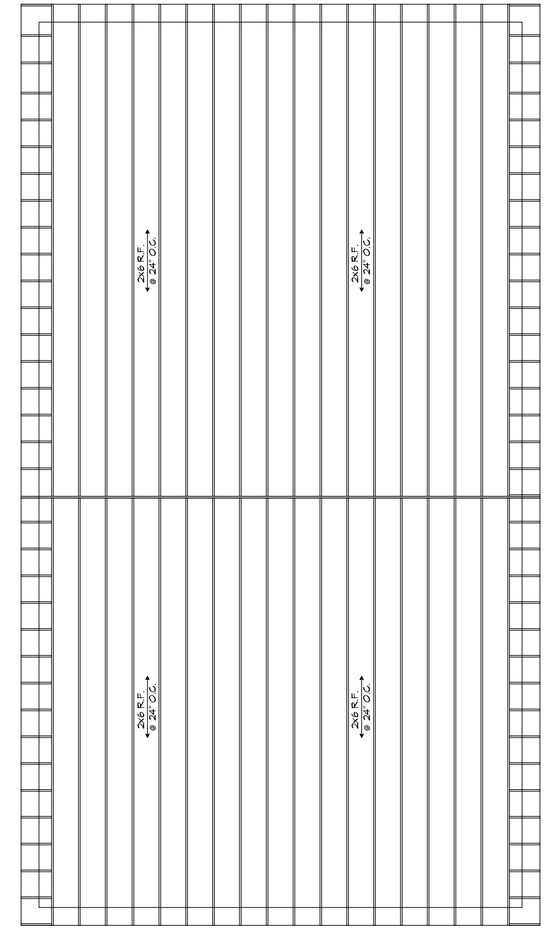

16 ROOFFRAMING PLAN
SCALE: 3/16" = 1'-0"

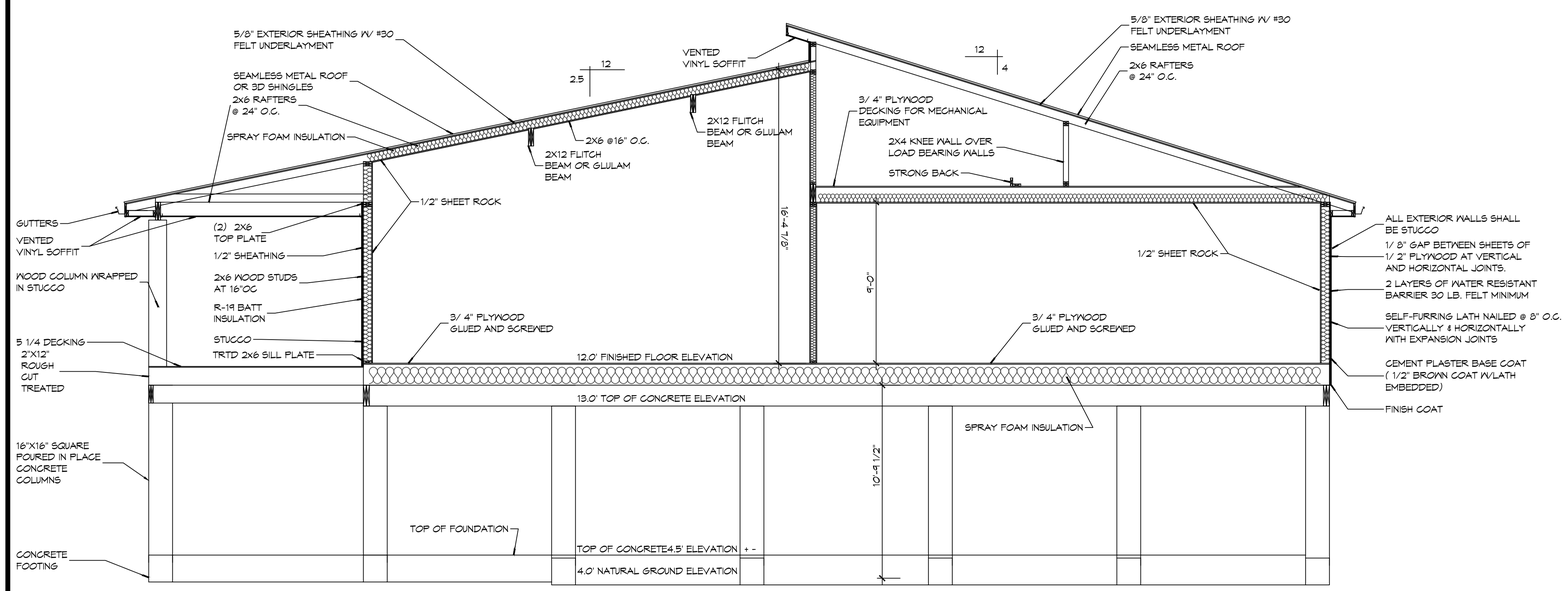

15 SECTION PLAN
SCALE: 1/4" = 1'-0"

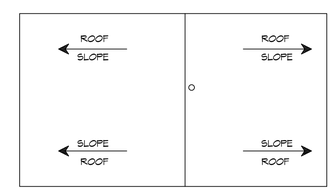

17 ROOF PLAN
SCALE: 1/4" = 1'-0"

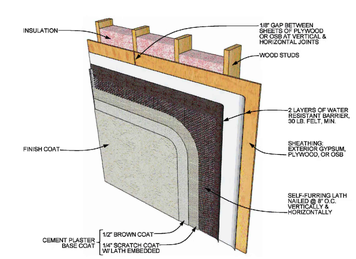

18 STUCCO DETAIL
SCALE: N.T.S.

DAMMON ENGINEERING, INC.
LOUISIANA & MISSISSIPPI
www.dammonengineering.com
info@dammonengineering.com
PH: 985.649.5932
Chief Engineer: Brian Mistich, PE
554 Old Spanish Trail
Slidell, LA 70458

#	DESCRIPTION	DATE

REVISIONS

STATE OF LOUISIANA
BRIAN A. MISTICH
License No. 30187
PROFESSIONAL ENGINEER

BRETT CABRIRAC

LOT 5 SQUARE 24
ROBERT STREET
SLIDELL, LA 70458

JOB No:	
DATE:	11-15-2023
DRAWN BY:	CKD
CHECKED BY:	BAM

No part of these drawings and specifications shall be used or reproduced in any manner without written permission from Dammon Engineering, Inc. These drawings and specifications are the property of Dammon Engineering, Inc. and shall be returned upon request. The reproduction of these drawings and specifications, or any part thereof, without written consent of Dammon Engineering, Inc. is prohibited. Any unauthorized use of these drawings and specifications shall be at the user's sole risk and without liability to Dammon Engineering, Inc.

SHEET TITLE:
FLOOR FRAMING AND SECTION

DRAWING NUMBER:
S102

SHEET No: 7 of 8