1 SITE PLAN
SCALE: 1"=30'-0"

DAMMON ENGINEERING, INC.
554 Old Spanish Trail
Slidell, LA 70458
PH: 985.649.5832
www.dammonengineering.com
info@dammonengineering.com
Fax: 985.641.5950

#	DESCRIPTION	DATE

REVISIONS

STATE OF LOUISIANA
GRANT A. MISTICH
License No. 30187
PROFESSIONAL ENGINEER

NEW BOAT HOUSE AND PIER FOR:
M CUBED PROPERTIES
429 CARR DRIVE
SLIDELL, LA. 70458

JOB No: 2949 | DATE: 02-23-2018
DRAWN BY: CKD | CHECKED BY: BAM

This drawing is an instrument of service, is the property of Dammon Engineering, and shall remain the property of Dammon Engineering, and as such retains the statutory and common law rights of ownership and copyright. Reproduction or publication of this drawing, in whole or in part, without the express written consent of Dammon Engineering, is a violation of the Louisiana Revised Statutes and Louisiana Code of Civil Procedure, and will be prosecuted to the fullest extent of the law.

SHEET TITLE:
SITE PLAN

DRAWING NUMBER:
C101

SHEET No: 1 of 3

FILE NAME: J:_Foundation Only\Subwork\2949 - M Cubed Properties Boat Ramp\Cad Dwgs\Working Folder\C100 - site Plan.dwg PLOT DATE & TIME: Friday, February 23, 2018 12:50:29 PM

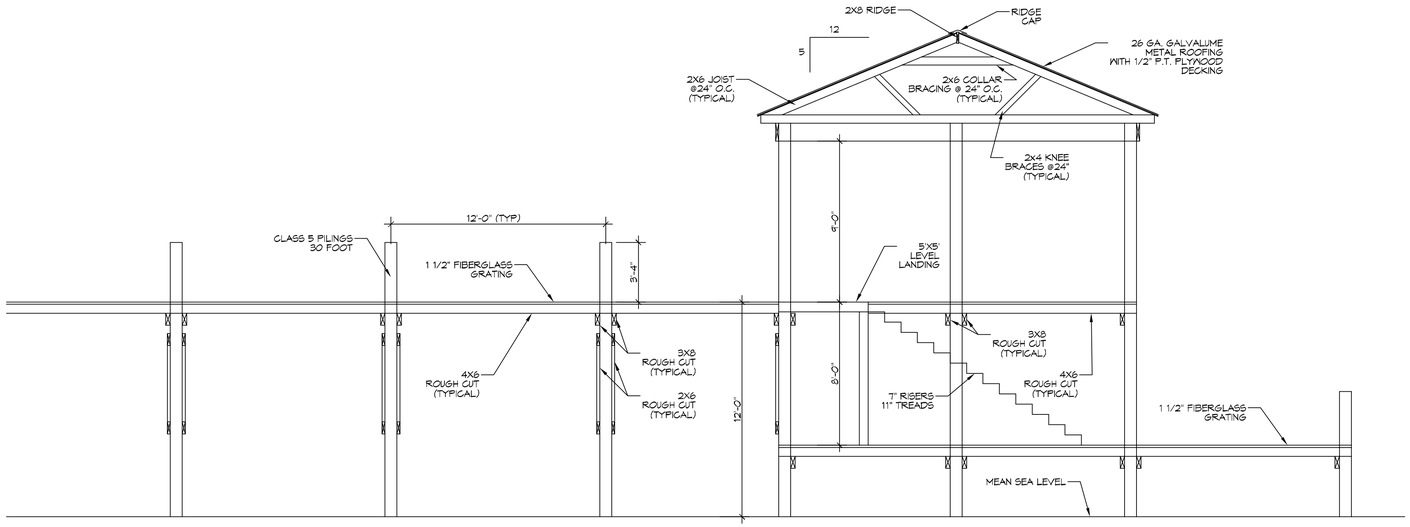

1 S101|S101 **TYPICAL SECTION**
SCALE: 1/4" = 1'-0"
FRAMING

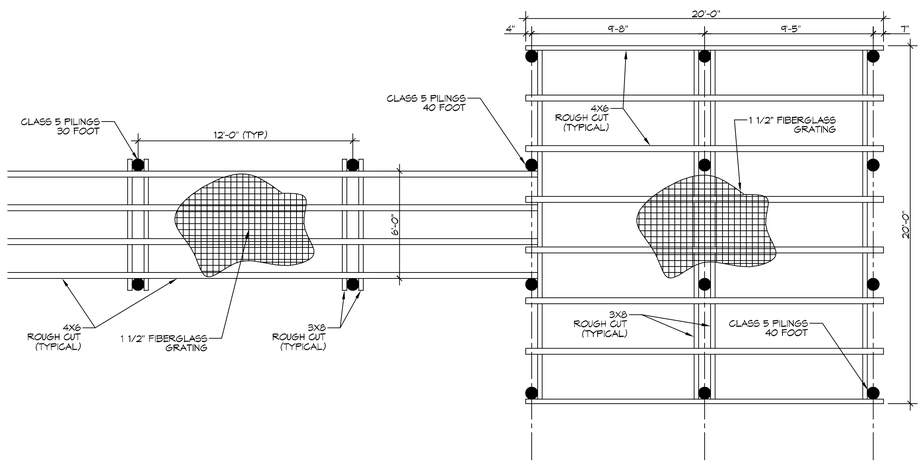

2 S101|S101 **WALKWAY AND UPPER DECK**
SCALE: 1/4" = 1'-0"
FRAMING

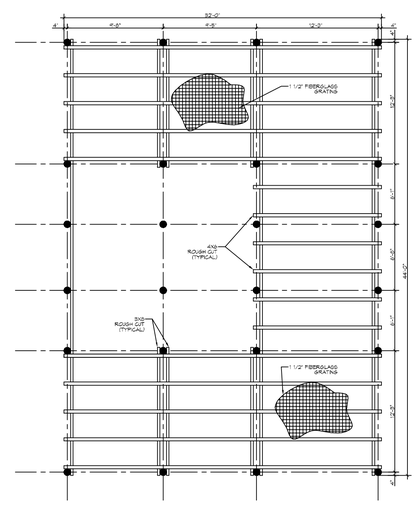

3 S101|S101 **LOWER DECK**
SCALE: 1/4" = 1'-0"
FRAMING

PILING NOTES

1. ALL PILES SHALL BE CLASS 5 PRESSURE TREATED 6 INCH TIP AND 8 INCH BUTT.
   30' PILES FOR WALKWAY
   40' PILES FOR COVERED PIER
2. ALL PILES SHALL BE DRIVEN TO REFUSAL.
3. CONTRACTOR SHALL DRIVE TEST PILE.
4. NO FIELD SUPERVISION OR INSPECTION PROVIDED UNDER THIS SEAL UNLESS OTHERWISE NOTED.
5. PILE LAYOUT MAY BE MODIFIED DUE TO ACTUAL DRIVING CONDITIONS. ENGINEER TO BE NOTIFIED ON ANY MODIFICATION.
7. A PILE BLOW COUNT LOG OF ALL PILES IS TO BE SUBMITTED TO THE ENGINEER OF RECORD. FAILURE TO SUBMIT SAID LOG WILL RELEASE THE ENGINEER OF ALL RESPONSIBILITY AFTER 5 DAYS OF INSTALLING.

GENERAL NOTES

1. ALL LUMBER SHALL BE PRESSURE TREATED WITH A RETENTION OF .4 PER C.F.
2. ALL FASTENERS SHALL BE HOT DIPPED GALVANIZED (HDG) PER ASTM A153.
3. ALL CONNECTORS SHALL BE HDG PER ASTM A653, CLASS G185 SHEET WITH 1.85 OZ/SF ZINC COATING.

DAMMON ENGINEERING, INC.
554 Old Spanish Trail
Slidell, LA 70458
PH: 985.649.5832
www.dammonengineering.com
info@dammonengineering.com
Fax: 985.641.5950

REVISIONS

#	DESCRIPTION	DATE

STATE OF LOUISIANA
GRANT A. MISTICH
License No. 30187
PROFESSIONAL ENGINEER

NEW BOAT HOUSE AND PIER FOR:
M CUBED PROPERTIES
423 CARR DRIVE
SLIDELL, LA. 70458

JOB No:	2343
DATE:	02-23-2018
DRAWN BY:	GKD
CHECKED BY:	BAM

This drawing is an instrument of service and shall remain the property of Dammon Engineering. The reproduction, alteration or use of this drawing in whole or in part without written permission of Dammon Engineering, is prohibited. Any alterations made to this drawing by parties other than Dammon Engineering, shall be done at the sole risk of the party making the alteration. Dammon Engineering, shall not be responsible for any alterations made to this drawing without its knowledge and consent.

SHEET TITLE:
BOAT HOUSE FRAMING PLAN

DRAWING NUMBER:
S101

SHEET No: 2 of 3

FILE NAME: J:\+ Foundations Corp\Submittals\2343 - M Cubed Properties Boat Anchor Pier Stick\Working Folder\S101-Floor Framing Plan with Sheet.dwg PLOT DATE & TIME: Friday, February 23, 2018 12:51:08 AM

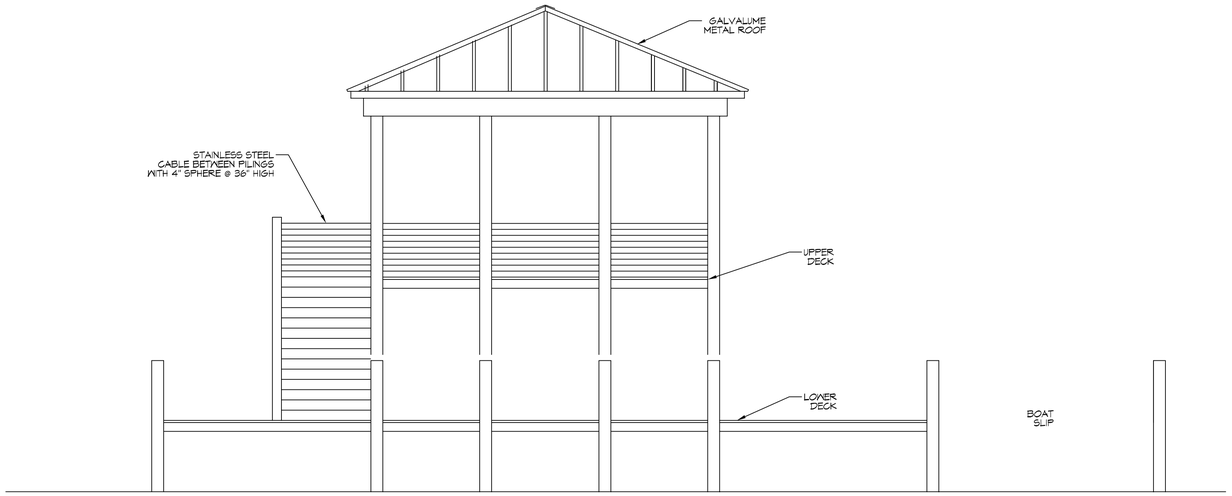

FRONT ELEVATION

SCALE: 1/4" = 1'-0"

ELEVATION

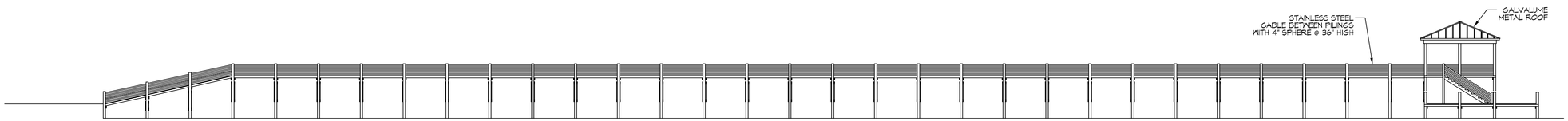

SIDE ELEVATION

SCALE: 1/16" = 1'-0"

ELEVATION

DAMMON ENGINEERING, INC.
554 Old Spanish Trail
Slidell, LA 70458
PH: 985.649.3832
www.dammonengineering.com
info@dammonengineering.com
Fax: 985.641.5950

REVISIONS

#	DESCRIPTION	DATE

STATE OF LOUISIANA
BRIAN A. MISTICH
License No. 30187
PROFESSIONAL ENGINEER

NEW BOAT HOUSE AND PIER FOR:

M CUBED PROPERTIES

426 CARR DRIVE
SLIDELL, LA. 70458

JOB No:	2343	DATE:	02-23-2018
DRAWN BY:	GKD	CHECKED BY:	BAM

This design is the property of Dammon Engineering and is protected by copyright laws. It may not be used in whole or in part without written permission from Dammon Engineering. Any alterations made to this plan without written consent of Dammon Engineering, Inc. voids all warranties and liability for any damages resulting from such alterations. Please contact Dammon Engineering, Inc. with questions and/or clarifications.

SHEET TITLE:
BOAT HOUSE
ELEVATIONS

DRAWING NUMBER:

S102

SHEET No: 3 of 3