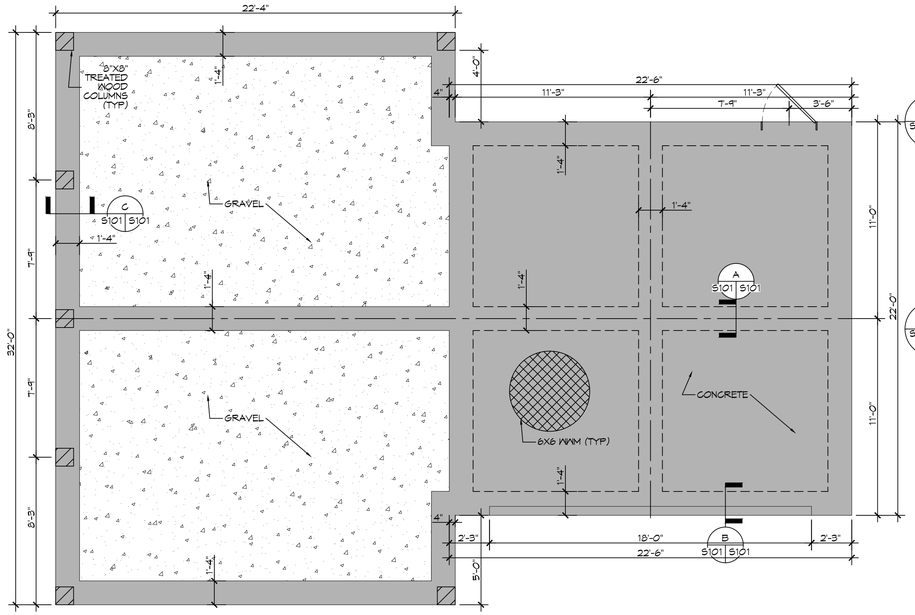

2 FOUNDATION PLAN
SCALE: 1/4" = 1'-0"

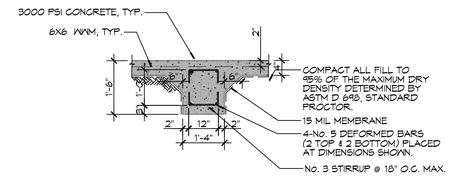

A FOUNDATION SECTION
S101 S101
SCALE: 1/2" = 1' - 0"
INTERIOR GRADE BEAM

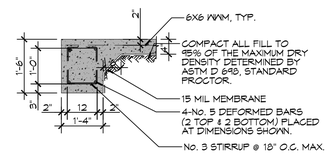

B FOUNDATION SECTION
S101 S101
SCALE: 1/2" = 1' - 0"
EXTERIOR GRADE BEAM

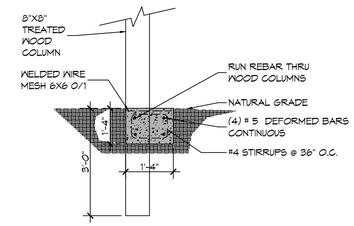

C FOUNDATION SECTION
S101 S101
SCALE: 1/2" = 1' - 0"
GRADE BEAM

GENERAL FOUNDATION NOTES

1. THE CONCRETE MIX SHALL HAVE A MINIMUM COMPRESSIVE STRENGTH OF 3000 PSI AT 28 DAYS. CONCRETE MIX SHALL BE IN ACCORDANCE WITH ACI-318.
2. ALL CONVENTIONAL REINFORCING SHALL MEET ASTM-A615 (GRADE 60).
3. ALL REINFORCING STEEL AND MESH SHALL BE SECURELY SUPPORTED TO PREVENT BOTH VERTICAL AND HORIZONTAL MOVEMENT DURING CONCRETE PLACEMENT.
4. THE CONTRACTOR SHALL VERIFY ALL DROPS, OFFSETS, CMU LEDGES, DIMENSIONS, AND CONFIGURATIONS. CONTRACTOR MUST BE RESPONSIBLE FOR SAME.
5. GRADE BEAM SIZES MAY VARY BY -5% TO +20%.
6. ALL SUBGRADE FILL SHALL BE SELECT GRANULAR MATERIAL COMPACTED TO 95% STANDARD PROCTOR DENSITY IN A MAXIMUM OF 6" LIFTS.
7. A MINIMUM OF 5" CONCRETE THICKNESS SHALL BE MAINTAINED THROUGHOUT THE SLAB.
8. ALL RUNOFF WATER MUST BE CARRIED AWAY FROM THE SLAB TO PREVENT SATURATION OF THE SUB-BASE.
9. ALL TREES WITHIN CLOSE PROXIMITY SHALL BE REMOVED TO PREVENT THE ROOTS FROM EXTENDING UNDER THE SLAB.
10. PROVIDE AND MAINTAIN IMMEDIATE SITE DRAINAGE BEFORE, DURING, AND AFTER CONSTRUCTION. PROVIDE GRADING, SWELLS, AND SUMP PUMPS AS MAY BE REQUIRED TO IMMEDIATELY DRAIN ALL RAINWATER FROM THE CONSTRUCTION AREA. FOOTING EXCAVATIONS SHOULD BE OBSERVED AND CONCRETE TO BE PLACED AS QUICKLY AS POSSIBLE TO AVOID EXPOSURE OF THE FOOTING BOTTOMS TO WETTING AND DRYING. SURFACE RUNOFF WATER SHOULD BE DRAINED AWAY FROM THE EXCAVATIONS AND NOT BE ALLOWED TO POND PRIOR TO OR AFTER CONCRETE PLACEMENT. IF IT IS REQUIRED THAT A FOOTING EXCAVATION BE LEFT OPEN FOR MORE THAN ONE DAY, IT SHOULD BE PROTECTED TO REDUCE EVAPORATION OR ENTRY OF MOISTURE.

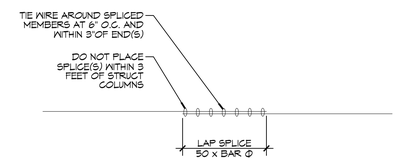

FOUNDATION DETAIL
SCALE: 1/2" = 1' - 0"
TYP SPLICE DETAIL

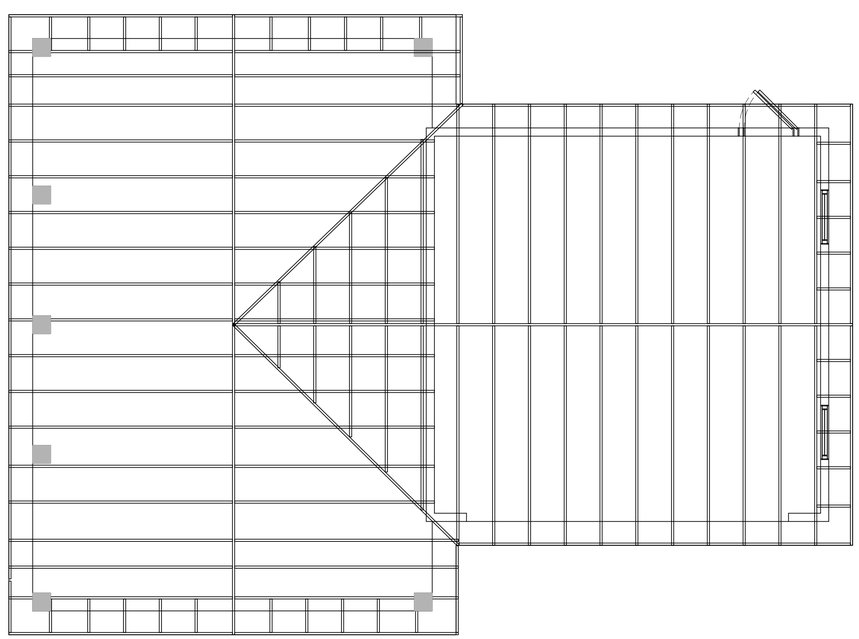

3 ROOF FRAMING PLAN
SCALE: 1/4" = 1'-0"

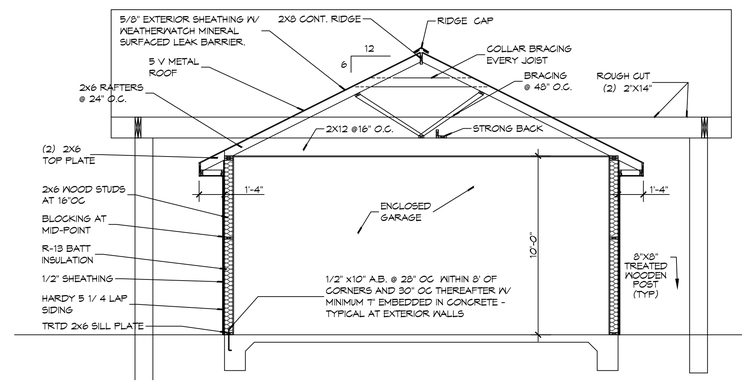

4 ENCLOSED GARAGE SECTION
SCALE: 1/4" = 1'-0"

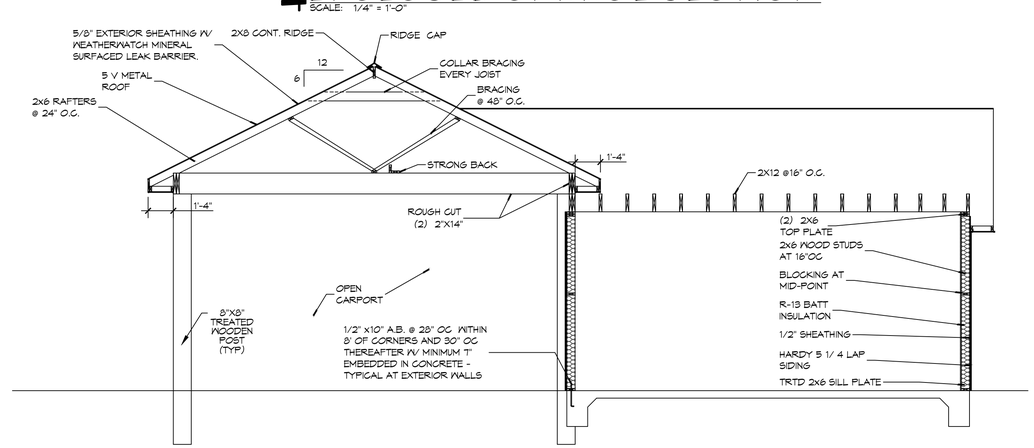

5 CARPORT SECTION
SCALE: 1/4" = 1'-0"

DAMMON ENGINEERING, INC.
LOUISIANA & MISSISSIPPI
www.dammoneng.com
info@dammoneng.com
PH: 985.649.5832
Chief Engineer: Brian Mistich, PE
554 Old Spanish Trail
Slidell, LA 70458

#	DESCRIPTION	REVISIONS	DATE

SEAL:

The drawings, specifications, and other documents, including electronic media, prepared by Dammon Engineering, and or sub-consultants, represent the work product and are the property of Dammon Engineering. Reproduction or alteration of these documents without written permission from Dammon Engineering is prohibited. Any unauthorized reuse or alteration will be at the recipient's sole risk and without liability to Dammon Engineering. Recipient agrees to hold Dammon Engineering harmless and to indemnify Dammon Engineering against all claims arising from such reuse or alteration.

NEW GARAGE
612 SOUTH BEACH BLVD.
BAY ST. LOUIS, MS 39520

DATE: 05-15-23
CHECKED BY: BAM
JOB No: CKD
DRAWN BY:

SHEET TITLE:
FOUNDATION PLAN AND DETAILS

DRAWING NUMBER:
S101

SHEET No: 2 of 5