

MERIDIAN STREET

BEHRMAN HIGHWAY

18 LANDSCAPING PLAN
SCALE: 1" = 10'-0"

LANDSCAPING NOTES

- ALL LANDSCAPING INDICATED ON THIS SHEET WILL BE INSTALLED UNDER SEPARATE CONTRACT BY OTHERS AND NOT IN CONTRACT "N/C" AND ARE SHOWN FOR COORDINATION AND PERMITTING PURPOSES ONLY.
- ALL LANDSCAPING SHALL BE DESIGNED AND INSTALLED BY A LANDSCAPING COMPANY LICENSED IN THE STATE OF LOUISIANA.
- CONTACT LOCAL UNDERGROUND UTILITY SERVICES FOR UTILITY LOCATION AND IDENTIFICATION, PRIOR TO COMMENCING WORK.
- PERFORM EXCAVATIONS IN THE VICINITY OF UNDERGROUND UTILITIES WITH CARE AND BY HAND, IF NECESSARY. THE CONTRACTOR BEARS FULL RESPONSIBILITY FOR THIS WORK AND DISRUPTION OR DAMAGE TO UTILITIES AND SHALL BE IMMEDIATELY REPAIRED AND AT NO EXPENSE TO THE OWNER.
- ITEMS ENCOUNTERED BELOW GRADE AND NOT SHOWN ON THE DRAWINGS SHALL BE BROUGHT TO THE ATTENTION OF THE CONTRACTOR.
- CONTACT THE LOCAL UNDERGROUND SERVICE UPDATE FOR UTILITY LOCATION AND IDENTIFICATION PRIOR TO DEMOLITION.

LEGEND

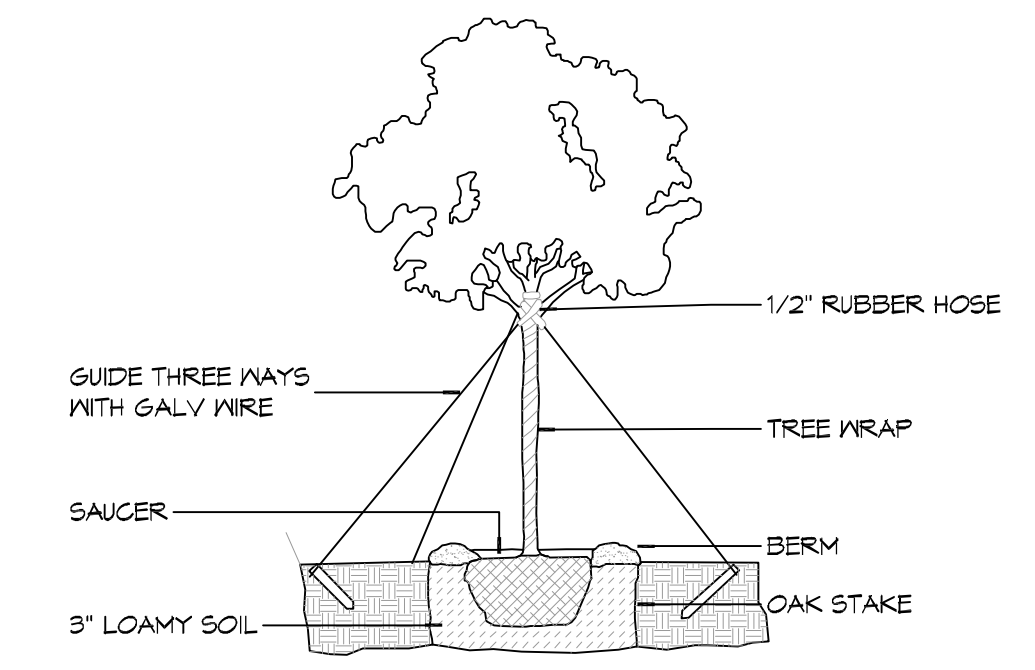
- MAPLES
ALL CLASS "A" TREES, AT THE TIME OF PLANTING, SHALL HAVE A MINIMUM CALIPER OF AT LEAST TWO (2) INCHES, MEASURED SIX (6") INCHES ABOVE THE ROOT BALL, AND A MINIMUM HEIGHT OF 8 FEET AT TIME OF PLANTING AND A MATURE AVERAGE CROWN SPREAD OF 50 FEET.
 - SASANQUA
SHRUB: BUSHY PLANT, USUALLY WITH WOODY STEMS. FOR THE PURPOSE OF THIS DEFINITION, GROUND COVER, TREES AND ANNUALS ARE NOT CONSIDERED SHRUBS.
 - SWEET VIBURNUM
SHRUB: BUSHY PLANT, USUALLY WITH WOODY STEMS. FOR THE PURPOSE OF THIS DEFINITION, GROUND COVER, TREES AND ANNUALS ARE NOT CONSIDERED SHRUBS.
 - ENCORE AZALEA
SHRUB: BUSHY PLANT, USUALLY WITH WOODY STEMS. FOR THE PURPOSE OF THIS DEFINITION, GROUND COVER, TREES AND ANNUALS ARE NOT CONSIDERED SHRUBS.
 - BLUE PACIFIC JUNIPER
SHRUB: A RELATIVELY LOW-GROWING BUSHY PLANT. FOR THE PURPOSE OF THIS DEFINITION, GROUND COVER, TREES AND ANNUALS ARE NOT CONSIDERED SHRUBS.
 - GRASS
 - FINE MULCH
- NOTE: ALL TREES & SHRUBS TO BE MULCHED 1/3" DEPTH. ALL OTHER AREAS TO BE COVERED IN LIVE GROUND COVER OR SOD.

LICENSED LANDSCAPER

BILL BROWN JR.
LUXURY LANDSCAPE SERVICES 985-114-5211
HORT. #2371

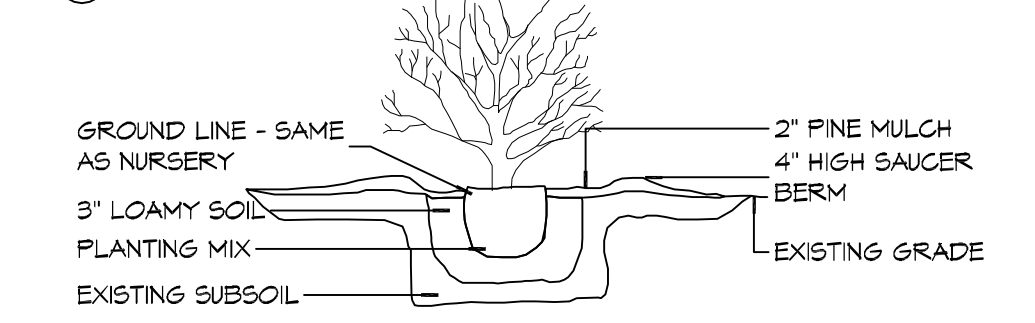
PARKING

1 SPACE PER 400 SQ. FT. OF GROSS FLOOR
AREA: 2213 / 400 = 6 REQUIRED
11 PROVIDED

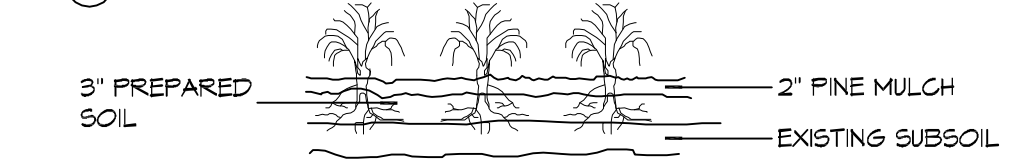


NOTE:
ALWAYS PLANT EQUAL TO OR 1" - 2" ABOVE GROUND.

(C) TYPICAL TREE PLANTING



(B) TYPICAL SHRUB PLANTING



(A) GROUND COVER

19 DETAILS
SCALE: NTS

DAMMON ENGINEERING, INC.
LOUISIANA & MISSISSIPPI

Chief Engineer: Brian Match, PE
354 Old Spanish Trail
Shreveport, LA 71208
www.dammonengineering.com
info@dammonengineering.com
PH: 985.687.1828

REVISIONS	DATE	DESCRIPTION
1	04-26-2019	REVISED AND APPROVED

SEAL:

NEW OFFICE BUILDING
CHILDREN'S INTERNATIONAL MEDICAL GROUP
LOT 23
BEHRMAN HWY
HARVEY, LA

DRAWN BY: BB JR.
DATE: 10-07-2019
CHECKED BY: CACD.

SHEET TITLE:
LANDSCAPING PLAN

DRAWING NUMBER:
L101

SHEET No: 7 of 16

ERROR: syntaxerror
OFFENDING COMMAND: --nostringval--

STACK:

/Title
-mark-