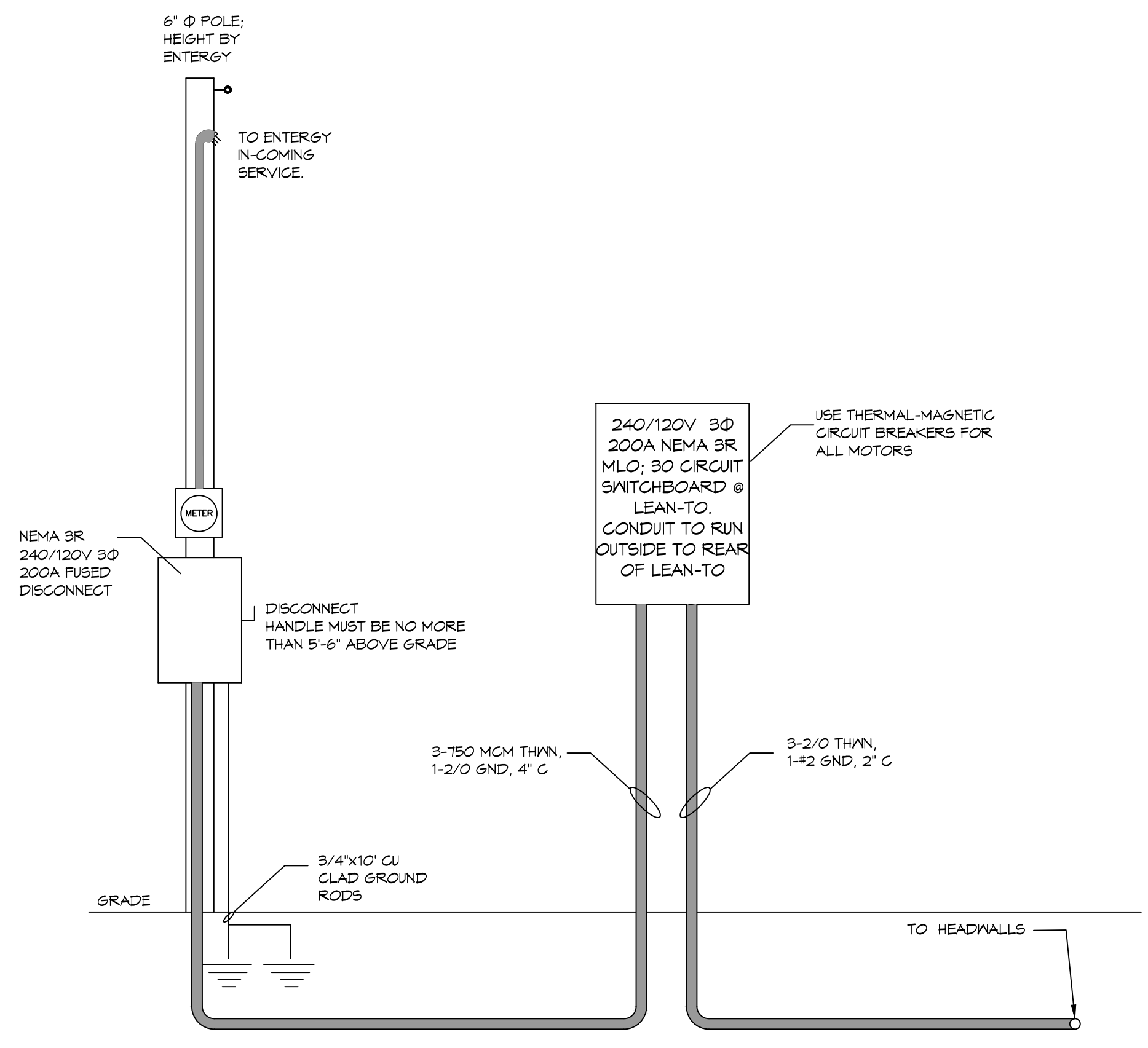
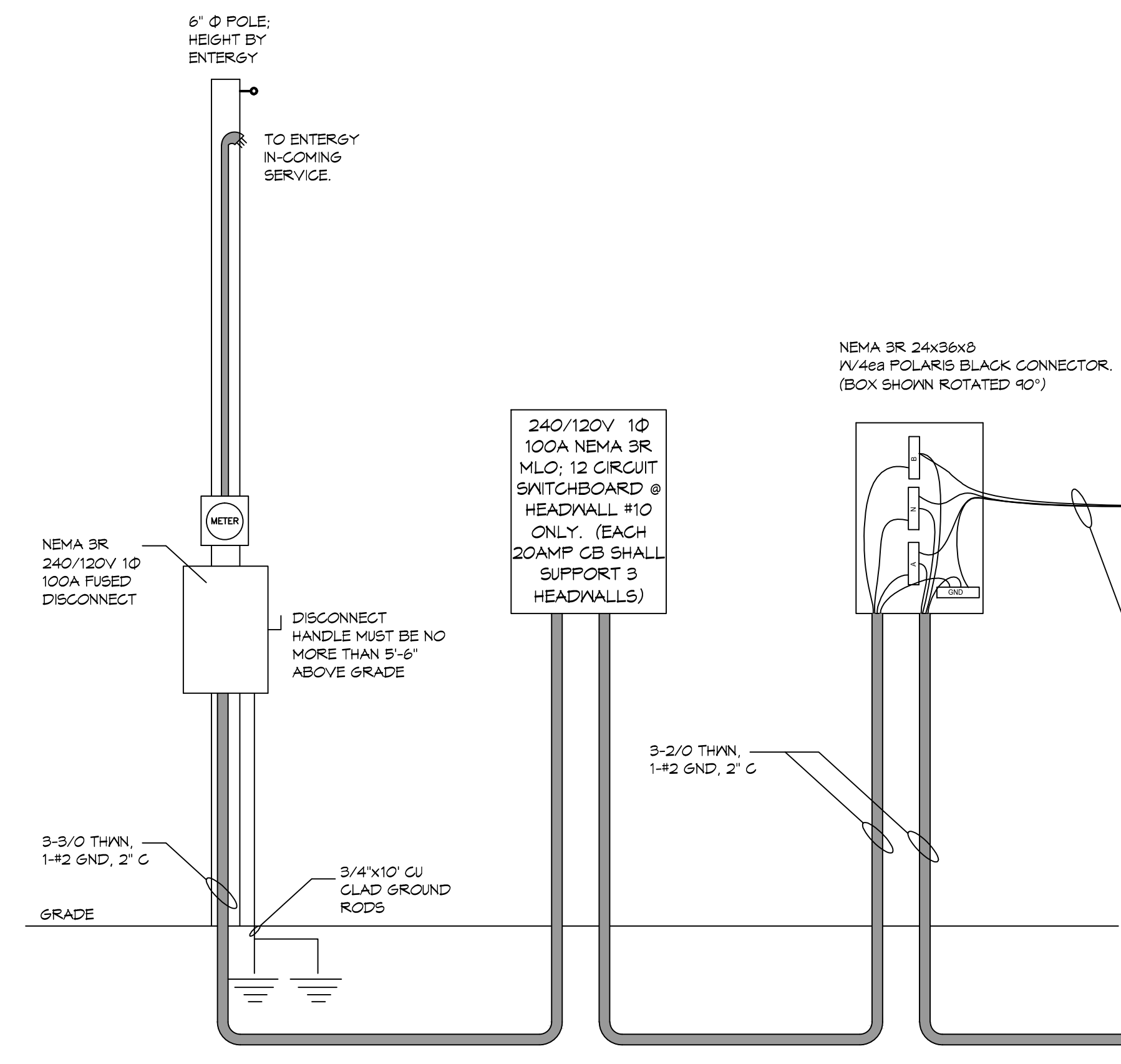


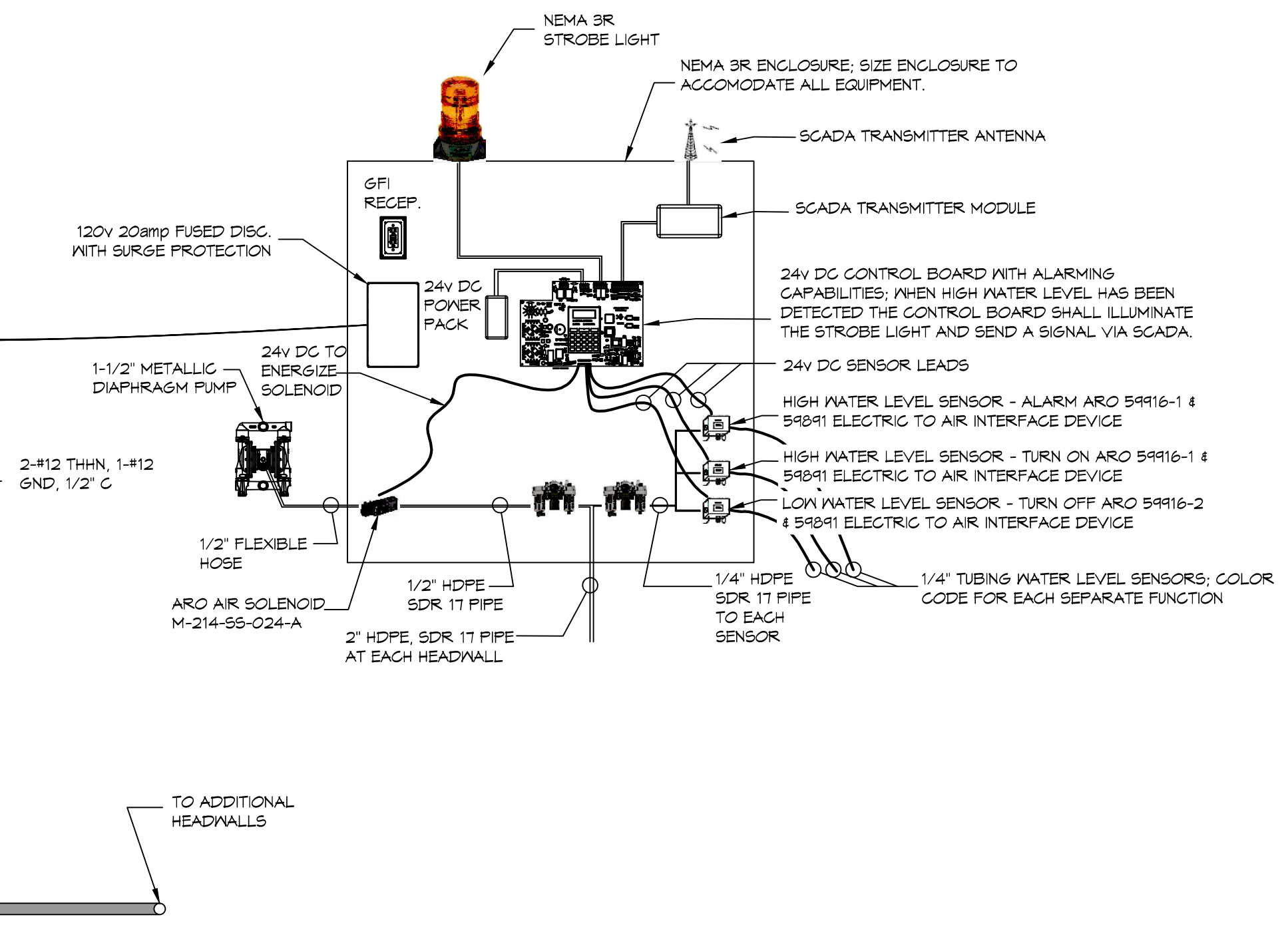
FILE NAME: A:_Government\Tangipahoa Cell 13-18\Sheet\General\Sheet\E-101.dwg PLOT DATE: 8/20/2018 8:02:00 AM



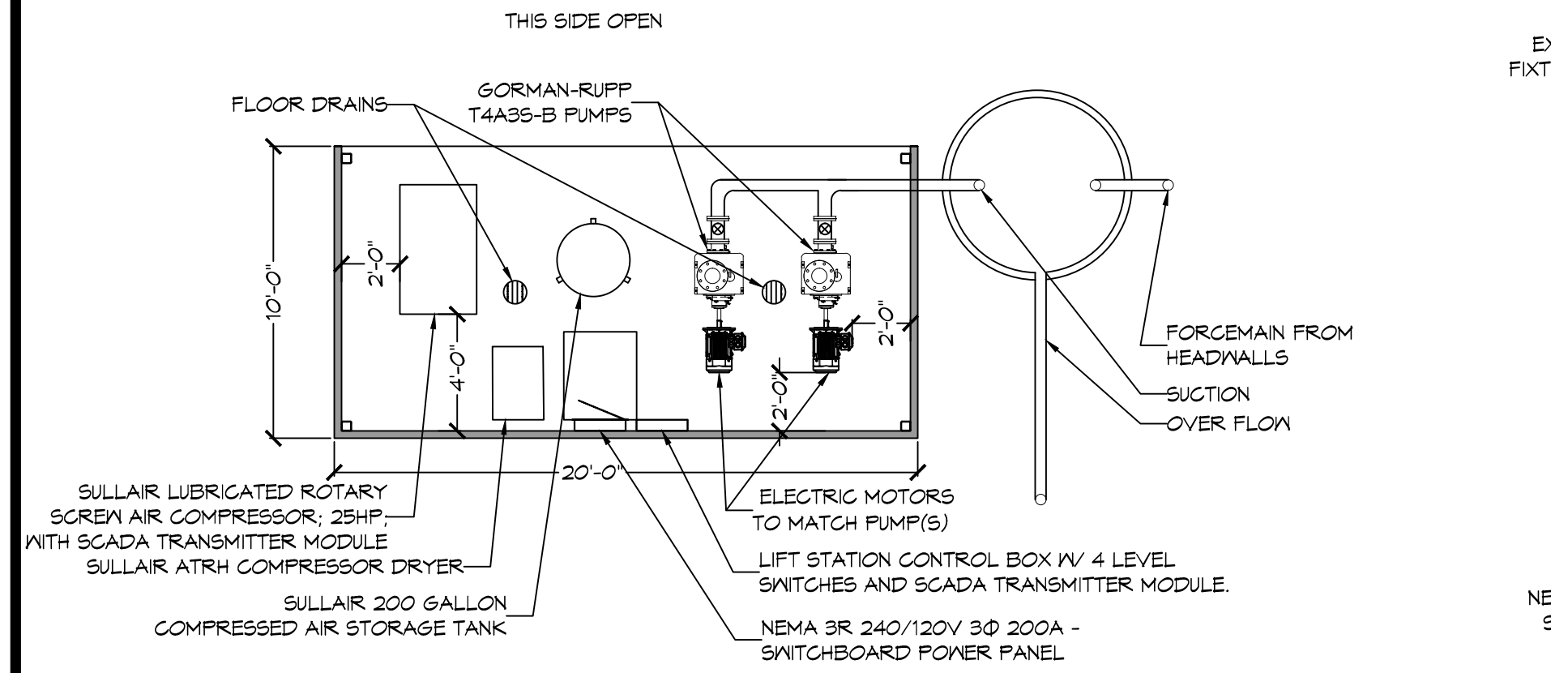
NEW 200amp SERVICE ENTRANCE
N.T.S. LEAN-TO



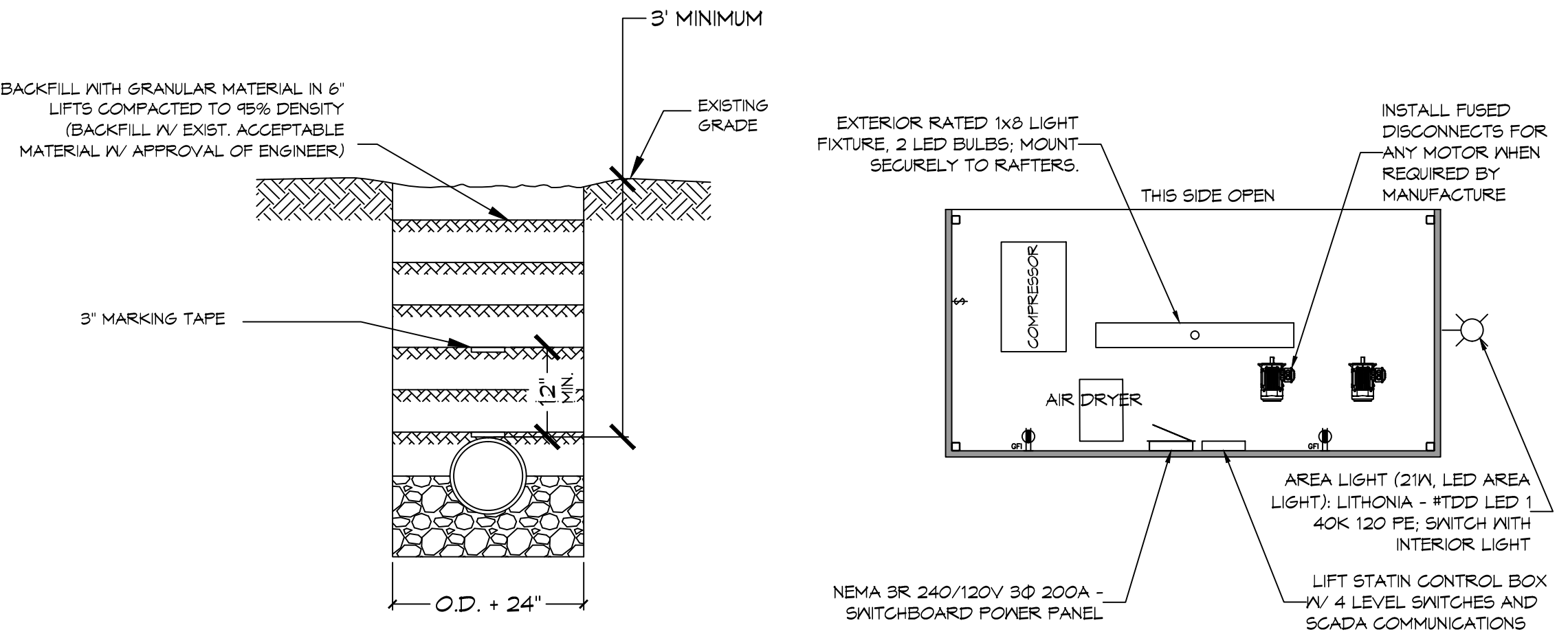
NEW 100 amp SERVICE ENTRANCE
N.T.S. NORTHERN HEADWALLS



HEADWALL ELECTRICAL CONNECTION (TYP)
N.T.S.

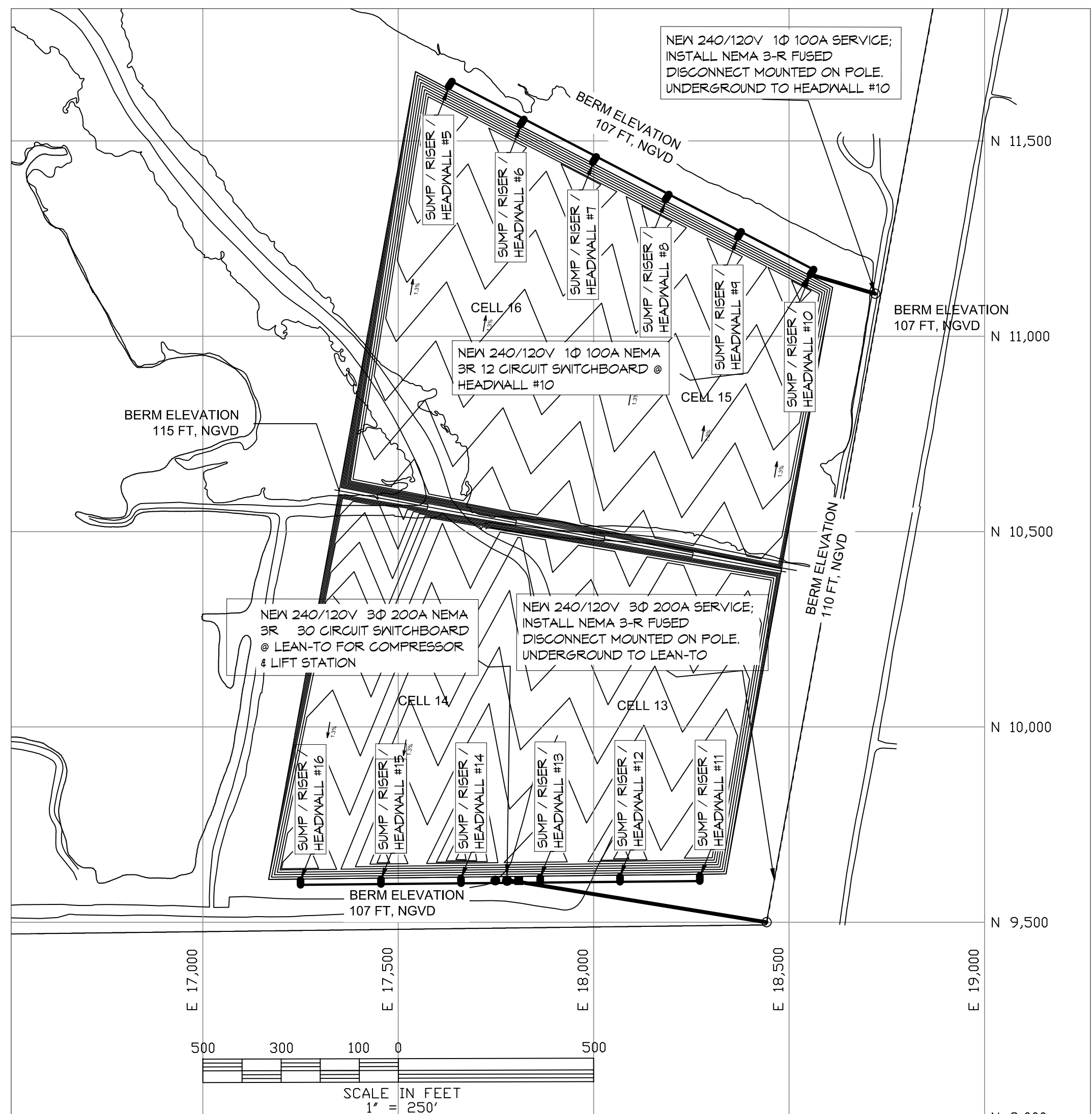


COMPRESSOR LEAN-TO LAYOUT
N.T.S.



PIPE DETAIL FOR ELECTRICAL CONDUIT(S)
SCALE: N.T.S.

COMPRESSOR LEAN-TO ELECTRICAL PLAN
N.T.S.



ELECTRICAL SITE PLAN
SCALE 1" = 250'

ELECTRICAL NOTES

1. ALL WORK SHALL CONFORM TO THE LATEST EDITION OF THE NATIONAL ELECTRICAL CODE, THE GOVERNING ELECTRICAL CODE AND ALL OTHER INSPECTION DEPARTMENTS HAVING JURISDICTION. OBTAIN CERTIFICATES OR APPROVAL WHERE REQUIRED.
2. ALL MATERIALS FURNISHED SHALL BE NEW AND SHALL BE U.L. LISTED.
3. THE DRAWINGS INDICATE SIZE AND GENERAL LOCATION OF WORK. SCALE DIMENSIONS SHALL NOT BE USED. THE EXACT LOCATION AND LOCATION OF ALL POWER POLES AND ALL RISERS SHALL BE DETERMINED BY ACTUAL CONDITIONS IN THE FIELD.
4. PRIOR TO BIDDING, CONTRACTOR SHALL VISIT THE JOB SITE AND FAMILIARIZE THEMSELVES WITH THE EXISTING CONDITIONS.
5. ELECTRICAL CONTRACTOR SHALL COORDINATE HIS WORK WITH OTHER TRADES AND WITH OTHER CONTRACTORS WHOSE WORK MAY AFFECT THIS INSTALLATION.
6. ELECTRICAL CONTRACTOR SHALL COORDINATE INCOMING ELECTRICAL SERVICE WITH UTILITY COMPANY AND INCLUDE IN HIS BID ALL CHARGES AND FEES INCURRED IN MODIFICATIONS. IF THE INCOMING ELECTRICAL SERVICE VOLTAGE IS NOT AT THE PROPER VOLTAGE, THE ELECTRICAL CONTRACTOR IS TO INSTALL BUCKBOOST TRANSFORMERS.
7. PERFORM TEST REQUIRED BY THE OWNER OR THE ENGINEER IN CONNECTION WITH THE OPERATION OF THE ELECTRICAL SYSTEM IN THE BUILDING.
8. ALL TESTS SHALL BE MADE IN ACCORDANCE WITH THE LATEST STANDARD OF THE IEEE AND THE NATIONAL ELECTRICAL CODE.
9. MINIMUM CONDUCTOR SIZE SHALL BE #12, 600V INSULATION. MINIMUM SIZE CONDUIT SHALL BE 1" SCH 80 FOR EXTERIOR USE, UNLESS OTHERWISE SHOWN.
10. CONTRACTOR SHALL INSTALL WIRING AND OTHER CIRCUIT COMPONENTS TO MATCH EQUIPMENT ACTUALLY INSTALLED.
11. INSTALL GROUND FAULT RECEPTACLES AT RECEPTACLE LOCATIONS AT EXTERIOR LOCATIONS. EXTERIOR RECEPTACLES SHALL ALSO BE WATERPROOF.
12. BONDING AND GROUNDING SHALL BE IN ACCORDANCE WITH NFPA 70:250-63, NFPA 250-23, 250-71 & 250-72.
13. GROUND NEUTRAL IN ACCORDANCE WITH NFPA 70:250-23b.
14. FUSES SHALL BE ITC CLASS K5, 250 VOLT, 200,000 AMP INTERRUPTING CAP.
15. MDP SHALL HAVE THERMAL-MAGNETIC CIRCUIT BREAKERS FOR ALL MOTORS.

GENERAL NOTES:

1. 2" UNDERGROUND CONDUITS SHALL BE INSTALLED BETWEEN HEADWALLS. EACH 20 AMP CIRCUIT BREAKER SHALL SUPPORT 3 HEADWALLS.
2. TERMINATE ALL EQUIPMENT ACCORDING TO MANUFACTURER'S RECOMMENDATION.
3. SCADA SOFTWARE SHALL BE FROM A FREE OPEN-SOURCE PROVIDER UNDER THE GPL LICENSE AND SHALL INTEGRATE WITH TANGIPAHOA PARISH'S EXISTING SYSTEM. EXAMPLES ARE SCADA LTS, OPENSADA, RAPID SCADA.
4. THE SOFTWARE SHALL BE WEB-BASED THAT OPERATES ON ANY OPERATING ARCHITECTURE (PC/MAC/LINUX/IPHONE/ANDROID)
5. THE SOFTWARE SHALL BE SCALABLE AND CAPABLE OF PRODUCING ALARMS TO HANDHELD DEVICES. IT SHALL ALSO LOG EVENTS FOR HISTORIC INFORMATION AND BE CAPABLE OF PRODUCING REPORTS.
6. THE SIGNAL TRANSMITTER MODULE SHALL BE PAIRED WITH A MATCHING RECEIVER MODULE. THESE SHALL BE THE SAME MANUFACTURE/MODEL USED IN THE TANGIPAHOA PARISH'S EXISTING SYSTEM.

DAMMON ENGINEERING, INC.
 LOUISIANA & MISSISSIPPI
 Chief Engineer: Brian Mierisch, PE
 554 Old Spanish Trail
 Slidell, LA 70588
 www.dammonengineering.com
 info@dammonengineering.com
 PH: 985.649.5832

#	DESCRIPTION	DATE

SEAL:

TANGIPAHOA PARISH
 ELECTRIC UTILITY
 LEAN-TO
 COMPRESSOR LEAN-TO
 ELECTRICAL PLAN
 TANGIPAHOA REGIONAL SOLID WASTE FACILITY
 5750 HANO ROAD
 INDEPENDENCE, LOUISIANA
 JOB No: 2936 DATE: 12/21/2017
 DRAWN BY: DFPD CHECKED BY:

SHEET TITLE:
 ELECTRICAL PLAN
 DRAWING NUMBER:
E101
 SHEET No: 33 of #