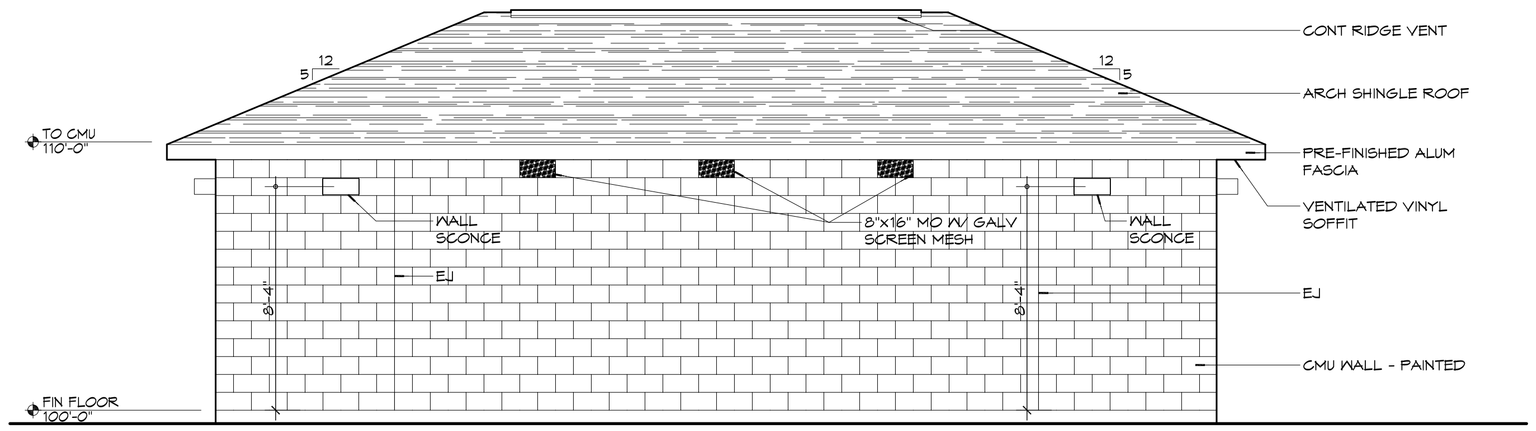

5 EXTERIOR ELEVATION
SCALE: 1/4" = 1'-0"

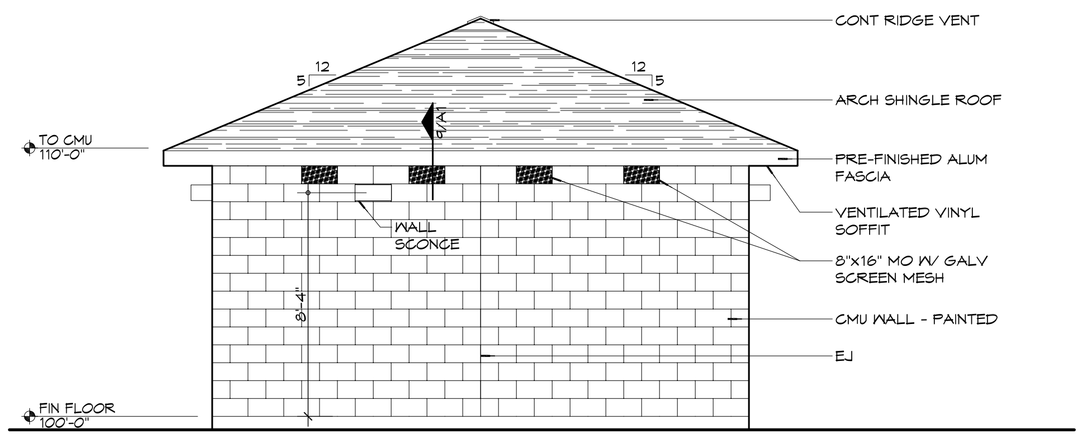

4 EXTERIOR ELEVATION
SCALE: 1/4" = 1'-0"

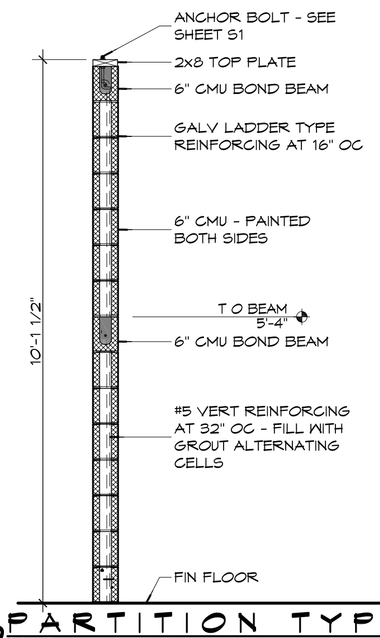

8 PARTITION TYPE
SCALE: 1/2" = 1'-0" P1

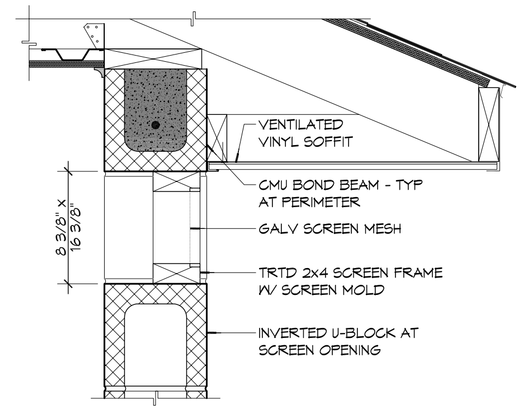

9 SECTION DETAIL
SCALE: 1 1/2" = 1'-0" WALL VENT

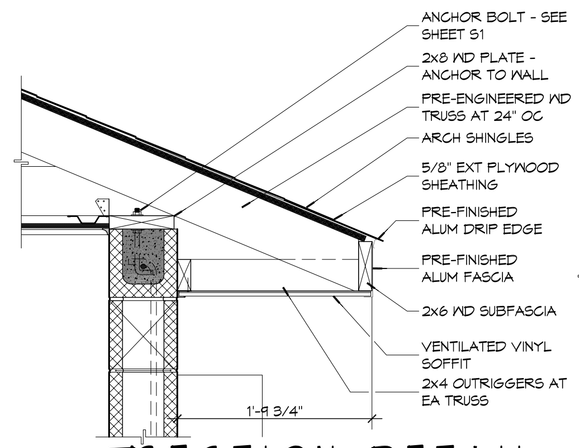

7 SECTION DETAIL
SCALE: 1" = 1'-0" TYPICAL EAVE

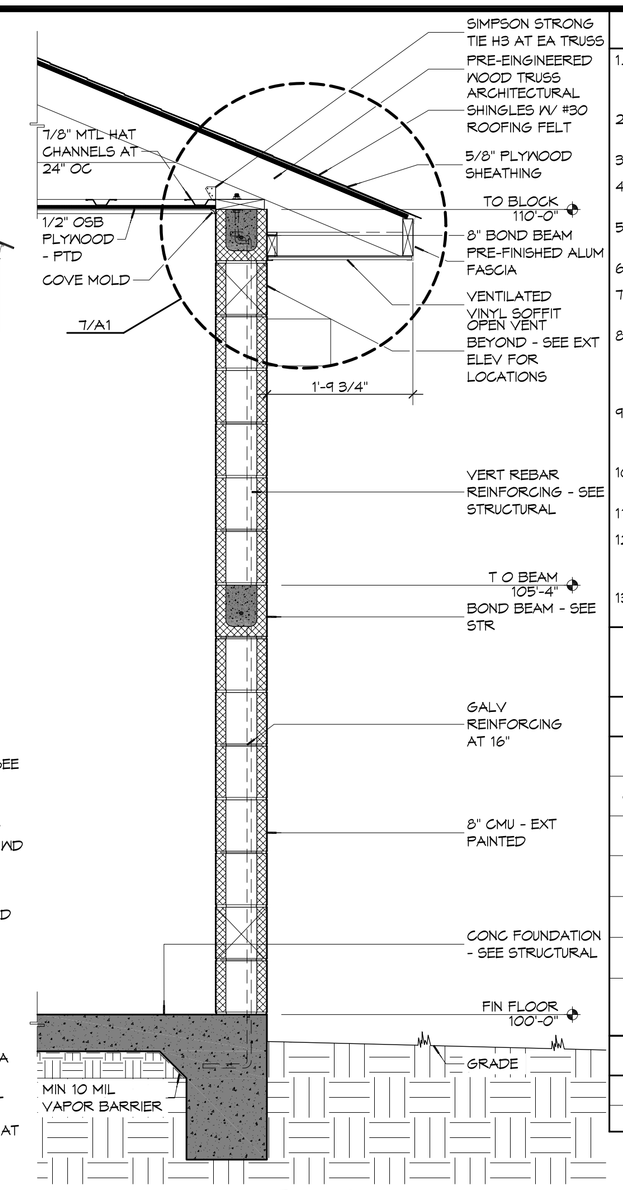

6 WALL SECTION
SCALE: 3/4" = 1'-0"

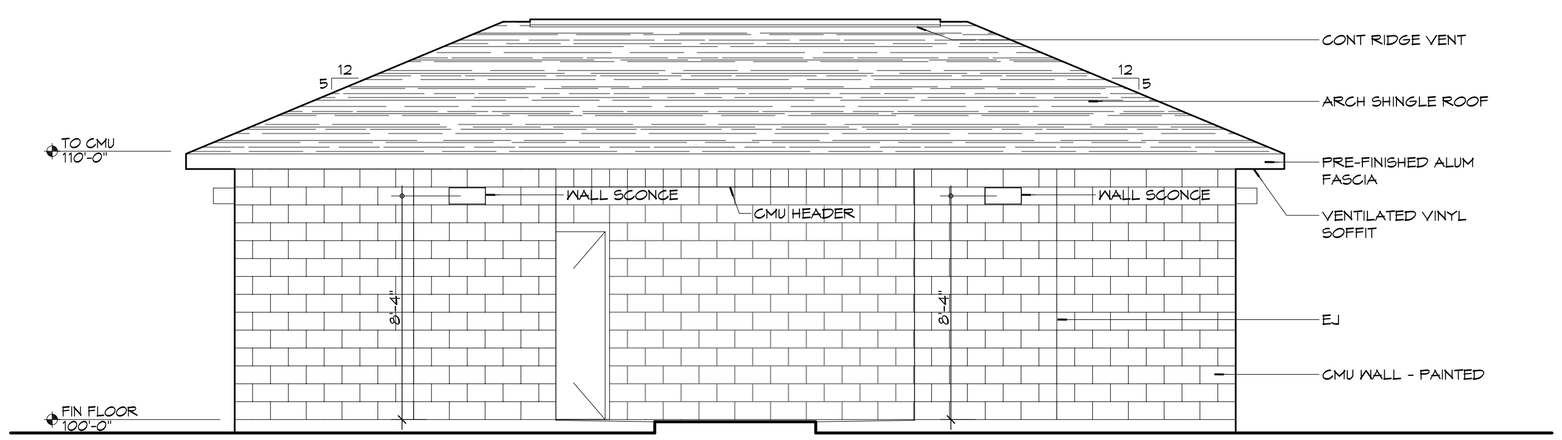

3 EXTERIOR ELEVATION
SCALE: 1/4" = 1'-0"

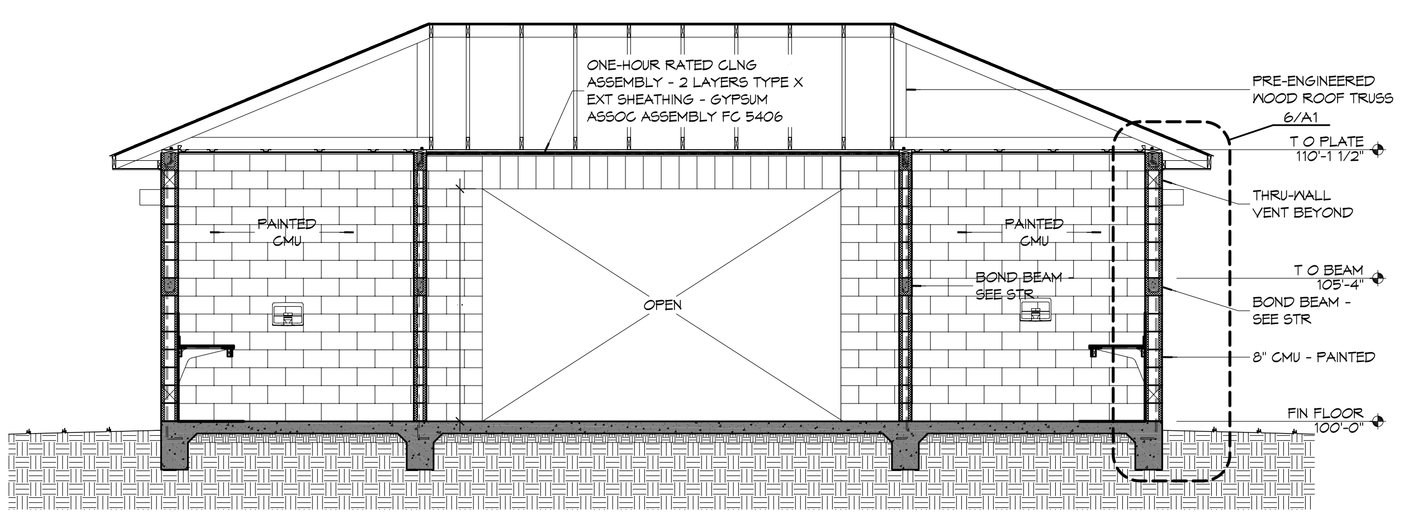

2 BUILDING SECTION
SCALE: 1/4" = 1'-0"

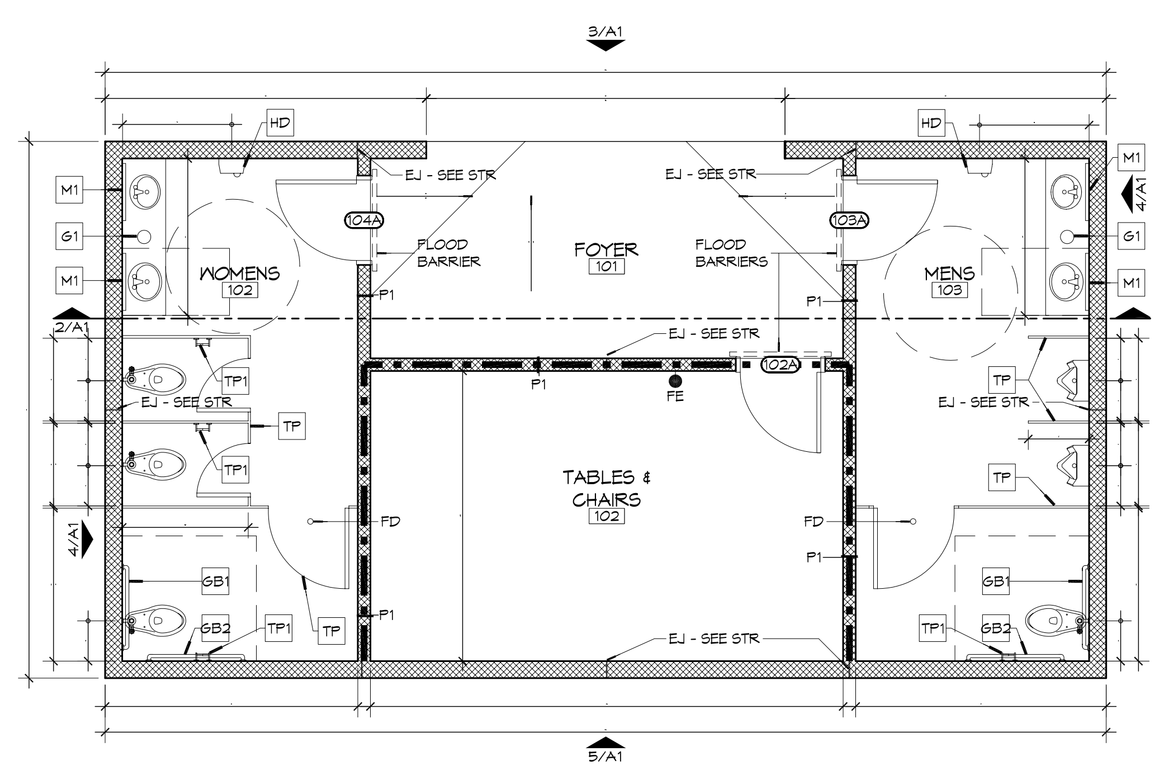

1 ARCHITECTURAL FLOOR PLAN
SCALE: 1/4" = 1'-0"

GENERAL NOTES

1. PROVIDE 5' WIDE (MIN) LANDING, LEVEL WITH FINISHED FLOOR, OUTSIDE EXT DOORS. SEE SITE PAVING PLAN. THRESHOLDS SHALL BE NOT MORE THAN 1/2" IN HEIGHT AND SHALL BE BEVELED IF MORE THAN 1/4".
2. CONTRACTOR TO VERIFY ALL SITE CONDITIONS, BUILDING LOCATIONS, AND DIMENSIONS PRIOR TO CONSTRUCTION.
3. MATERIALS SHALL BE NEW AND UL LISTED.
4. NO WORK SHALL BE CONCEALED UNTIL APPROVED BY LOCAL INSPECTORS.
5. CONSTRUCTION SHALL COMPLY WITH ALL PARISH, STATE, AND LOCAL CODES.
6. CONTRACTOR SHALL GUARANTEE ALL WORK FOR ONE CALENDAR YEAR.
7. CONTRACTOR SHALL FURNISH WATER, SEWER, AND POWER FROM EXISTING SOURCES.
8. EXTERIOR CAULKING SHALL BE DOW CORNING 790 SILICONE (OR APPROVED EQUAL), INSTALL IN ACCORDANCE WITH MFR RECOMMENDATION WITH ARCH/OWNER TO SELECT COLOR. INTERIOR CAULKING TO EQUAL TO DAP PAINTABLE LATEX WITH SILICONE.
9. PAINT GRADE SHALL BE SHERWIN WILLIAMS OR EQUIVALENT. ALL WORK TO RECEIVE THREE (3) COATS (ONE PRIMER, TWO FINISH). COLOR TO BE SELECTED BY OWNER/ARCHITECT.
10. PROVIDE CLEANUP ON A REGULAR BASIS. NO DEBRIS/TRASH SHALL BE STORED IN THE BUILDING.
11. FLOOR SURFACES TO NON-SLIP W/ LIGHT BROOM FINISH.
12. LOCKS ON DOORS IN MEANS OF EGRESS SHALL NOT REQUIRE THE USE OF A KEY, SPECIAL KNOWLEDGE, OR SPECIAL DEVICE TO OPEN IN THE DIRECTION OF EGRESS. ALL DOORS SHALL HAVE LEVER TYPE HANDLES.
13. INTERIOR WALLS AND CEILINGS SHALL HAVE A FLAME SPREAD OF 0-200 AND A SMOKE DEVELOPED RATING OF 0-450.

ACCESSORY SCHEDULE

MK	DESCRIPTION	MFR	MODEL #
GB1	36" SS GRAB BAR	BRADLEY	812 OR APPROVED EQUAL
GB2	42" SS GRAB BAR	BRADLEY	812 OR APPROVED EQUAL
M1	CHANNEL FRAME MIRROR	BRADLEY	781 OR APPROVED EQUAL
HD	ELECTRIC HAND DRYER	SEE SHEET P1 FOR MFR AND MODEL #	
TP	TOILET PARTITIONS AND DOORS	SEE SPECIFICATIONS	
TP1	TOILET PAPER DISPENSER	BOBRICK	B-2888 OR APPROVED EQUAL
G1	PLASTIC TRASH GROMMET	DOUG MOCKETT	TM1-PLASTIC OR APPROVED EQUAL

LEGEND

	CMU WALL
	ONE-HOUR FIRE-RATED PARTITION

DAMMON ENGINEERING, INC.
Architects & Engineers
www.dammonengineering.com
info@dammonengineering.com
PH: 985.649.5332
F: 985.641.5950
Chief Architect: Kevin J. Kinchen, NCARB
Chief Engineer: Brian Mistich, PE
5500 Canal Blvd
Suite 1
Slidell, LA 70458

#	DESCRIPTION	DATE

REVISIONS

SEAL:

KEVIN J. KINCHEN Reg. No. 5592 STATE OF LOUISIANA REGISTERED ARCHITECT

4-2-14

CITY OF SLIDELL

THIRD STREET / VETERANS PARKWAY

2602 2nd STREET
SLIDELL, LOUISIANA, 70458

JOB No:	2170
DATE:	4/2/2014
DRAWN BY:	KJK
CHECKED BY:	CKD, KJK

This plan, as an instrument of service, is the property of Dammon Engineering, and shall remain the property of Dammon Engineering, and must be returned upon request. Reproduction or publication of this plan, or any part thereof, without written permission of Dammon Engineering, is prohibited. Only the person for whom this plan was prepared and developed, without written permission of Dammon Engineering, is allowed to use this plan for the purpose for which it was prepared and developed.
Copyright © Dammon Engineering & Associates, 2013

SHEET TITLE:
ARCHITECTURAL FLOOR PLAN, SECTIONS, DETAILS AND EXTERIOR ELEVATIONS

DRAWING NUMBER:
A1

SHEET No: 5 of 8