

**CONCRETE MIX DESIGN**

MIX FOR ONE CUBIC YARD OF FIBER-REINFORCED CONCRETE

28 DAY STRENGTH	4000 PSI
CEMENT (ASTM C-150, TYPE III)	4.64 SACS (436 LBS.)
FLY ASH (ASTM C-618)	1.16 SACS (109 LBS.)
GRAVEL (ASTM C-33, GRADE A)	1.775 LBS.
SAND (ASTM C-33)	1.226 LBS.
WATER (POIABLE)	30 GALLONS (250 LBS.)
TYPE A WATER REDUCER (ASTM C-494)	16.35 LBS.
AIR ENTRAINMENT	5% BY VOLUME, USE PER MANUFACTURERS SPECIFICATIONS
FIBER REINFORCEMENT	1.5 LBS/CY MICROFIBERS, AS SPECIFIED BELOW

FIBER REINFORCEMENT FOR ALL CONCRETE SIDEWALKS AND DRIVEWAYS SHALL BE MATRIX MONOPILAMENT MICROFIBER AS MANUFACTURED BY FRC INDUSTRIES OR APPROVED EQUAL, APPLIED THROUGHOUT THE CONCRETE MIXTURE. ALTERNATE PRODUCTS MUST BE PREAPPROVED BY THE CITY ENGINEER IN WRITING. CELLULOSE TREATED OR UNTREATED, AR GLASS, NYLON AND POLYESTER FIBERS ARE SPECIFICALLY PROHIBITED FROM USE.

CONTRACTOR SHALL FURNISH ALL MATERIALS, LABOR, AND EQUIPMENT NEEDED TO CONSTRUCT HANDICAP RAMPS, AT INTERSECTIONS, MEDIANS, OR AS DIRECTED BY THE CITY ENGINEER. THE CONCRETE USED TO CONSTRUCT THE RAMPS SHALL BE SIX (6) INCH THICK 4000-PSI AT 28 DAYS, WHERE NECESSARY OR AS DIRECTED BY THE CITY ENGINEER. EXISTING SIDEWALK SHALL BE REMOVED AND REPLACED WITH NEW PORTLAND CEMENT CONCRETE SIDEWALK AND TRUNCATED DOME TILE, AS STIPULATED ACCORDING TO AMERICAN DISABILITY ACT REQUIREMENT.

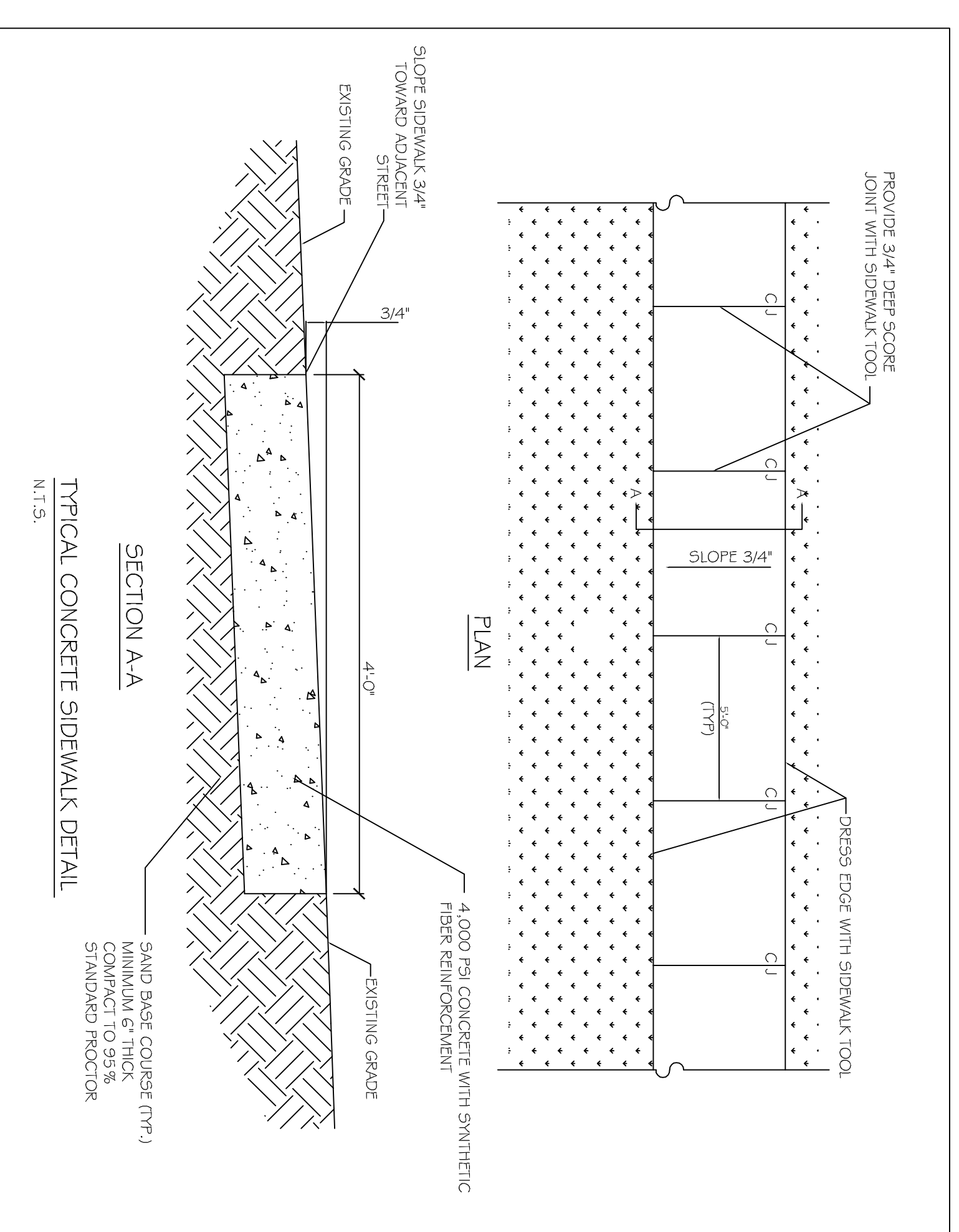
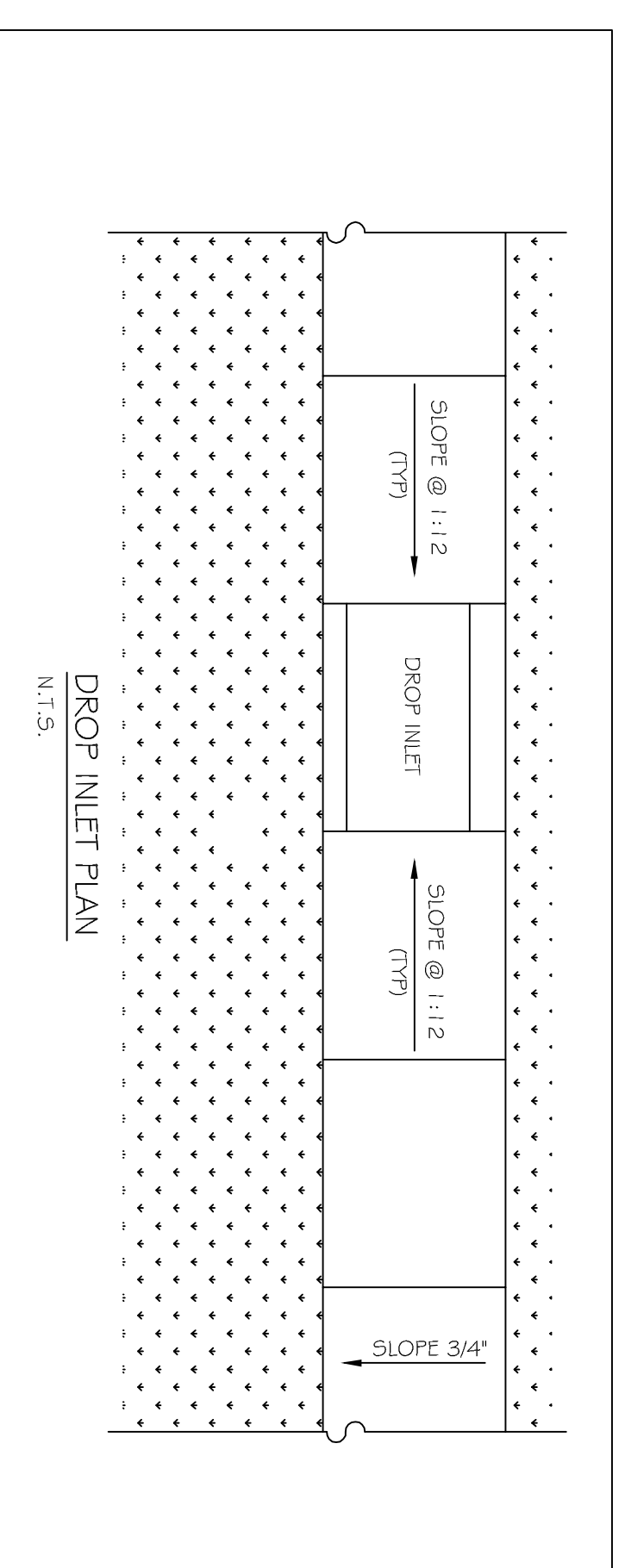
TRUNCATED DOME TILE SHALL BE MINIMUM 1/4-INCH THICK WITH EMBEDDED TRUNCATED DOWNS, 3-INCHES ON CENTER THROUGH ENTIRE LENGTH OF TILE. TILE SURFACE SHALL BE COVERED WITH PROTECTIVE PLASTIC SHEETING. EACH HANDICAP RAMP SHALL CONSIST OF ONLY ONE TILE, WHICH SHALL BE ANCHORED INTO THE CONCRETE. THESE ARE A NO DIRECT PAY ITEM.

**NOTES:**

- 1) SIDEWALKS SHALL BE LOCATED AS NOTED. FIELD VERIFY WITH CITY ENGINEERING AND DAMMON ENGINEERING PRIOR TO FORMING.
- 2) SCALING DIMENSION TO PRELIMINARY LOCATE SIDEWALKS IS PERMITTED.
- 3) ALL SIDEWALKS SHALL BE CONSTRUCTED OF PORTLAND CEMENT CONCRETE AND HAVE A MINIMUM THICKNESS OF 4".
- 4) SAND BASE COURSE (TYP) SHALL HAVE A MINIMUM OF 6" THICK COMPACTED TO 95% STANDARD PROCTOR.
- 5) PROVIDE SYNTHETIC FIBER REINFORCING IN ACCORDANCE WITH ASTM C 1116 IN ALL CONCRETE SIDEWALKS.
- 6) ALL SIDEWALKS SHALL BE SCORED TO A DEPTH OF 3/4" AT FIVE FOOT INTERVALS.
- 7) ALL SIDEWALKS SHALL BE SLOPED 3/4" MAX CROSS SLOPE TO THE ADJACENT STREET OR DRIVEWAY.
- 8) PROVIDE DETECTABLE WARNING SYSTEM (CAST IN PLACE) WHERE NEW SIDEWALKS TERMINATE INTO EXISTING STREETS AS NOTED.
- 9) DRAIN PIPE SHALL BE 1.5" REINFORCED CONCRETE PIPE OF BELL AND SPIGOT TYPE WITH "O" RING RUBBER GASKETS. THE BELLS OF THE PIPES SHALL BE LAID UPSTREAM. ALL JOINTS SHALL BE WRAPPED WITH GEOTEXTILE FABRIC. ALL PIPES SHALL REQUIRE A 3" COMPACTED SAND OR LIVESTONE BASE.
- 10) ELEVATIONS SHOWN ARE M.S.L.
- 11) FIELD VERIFY ALL ELEVATIONS AND DRAINAGE SYSTEM PLACEMENT PRIOR TO START OF WORK.

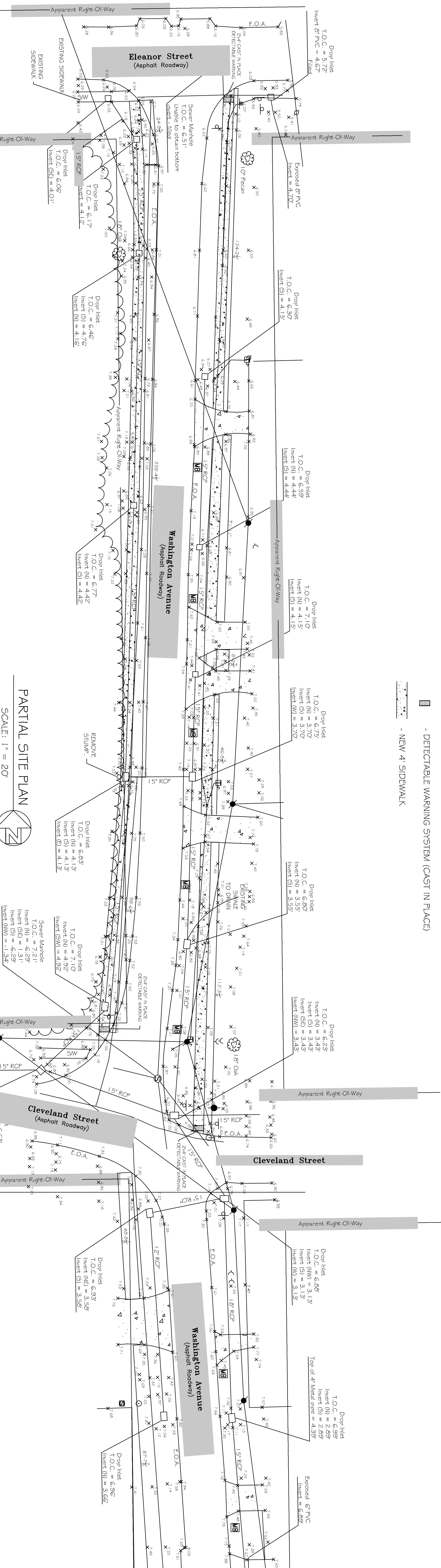
**TRAFFIC CONTROLS:**

ANY WORK WITHIN THE ROADWAY OR ADJACENT TO THE ROADWAY CAUSING AN INTERFERENCE TO VEHICULAR TRAFFIC REQUIRES PRIOR APPROVAL FROM THE CITY OF SLIDELL, AND MUST CONFORM TO THE REQUIREMENTS SET FORTH BY THE MANUAL OF UNIFORM TRAFFIC CONTROL DEVICES. THE CONTRACTOR MUST FURNISH ALL NECESSARY TRAFFIC SIGNS AND/OR BARRICADES AND MAINTAIN THEM DURING CONSTRUCTION ACTIVITY.




**LEGEND**

- EXISTING TOPO
- DETECTABLE WARNING SYSTEM (CAST IN PLACE)
- NEW 4" SIDEWALK



MATCH LINE - SEE SHEET C-4



**DAMMON ENGINEERING, INC.**  
 CHIEF ENGINEER  
 EMELT  
 DAMMON, P.E.

CHIEF ARCHITECT  
 ROBERT  
 WILTSE

554 OLD SPANISH TRAIL  
 SLIDELL, LA, 70458  
 OFFICE: 985-649-5832  
 FAX: 985-641-5950

WWW.DAMMONENGINEERING.COM  
 WEBSITE:  
 EMAIL:  
 DAMMONENG@BELLSOUTH.NET

ARCHITECTURE  
 ENGINEERING  
 STUDIES  
 PLANNING  
 INVESTIGATION  
 EXPERT WITNESS

CITY OF  
 SLIDELL  
 LOUISIANA

CDBG  
 SIDEWALK  
 IMPROVEMENTS  
 FV 1 1

WASHINGTON AVE

REV:  
 SCALE: AS NOTED  
 JOB#: 2129  
 DATE: 10-16-12  
 SHEET 4  
**C-3**  
 OF 4