

**CONCRETE MIX DESIGN**

MIX FOR ONE CUBIC YARD OF FIBER-REINFORCED CONCRETE

28 DAY STRENGTH	4000 PSI
CEMENT (ASTM C-150, TYPE III)	4.64 BAGS (436 LBS)
CRUSH (ASTM C-618)	1.16 BAGS (109 LBS)
GRAVEL (ASTM C-53, GRADE A)	1773 LBS
WATER (ASTM C-23)	122.6 LBS
WATER (FOULING)	30 GALLONS (250 LBS)
TYPE A WATER REDUCER (ASTM C-494)	6.59 LBS
AK BINDER	1.5 BAGS (150 LBS)
FIBER REINFORCEMENT	1.5 DBC1 MICROFIBERS, AS SPECIFIED BELOW

FIBER REINFORCEMENT FOR ALL CONCRETE SIDEWALKS AND DRIVEWAYS SHALL BE MATRIX MONOPILAMENT MICROFIBER AS MANUFACTURED BY FIC INDUSTRIES OR APPROVED EQUAL. APPROVED THROUGHOUT THE CONCRETE MIXTURE. ALTERNATE PRODUCTS MUST BE PREAPPROVED BY THE CITY ENGINEER IN WRITING. CELLULOSE TREATED OR UNTREATED, AIR GLASS, NYLON AND POLYESTER FIBERS ARE SPECIFICALLY PROHIBITED FROM USE.

CONTRACTOR SHALL FURNISH ALL MATERIALS, LABOR, AND EQUIPMENT NEEDED TO CONSTRUCT HANDICAP RAMPS, AT INTERSECTIONS, MEDIANS, OR AS DIRECTED BY THE CITY ENGINEER. THE CONCRETE USED TO CONSTRUCT THE RAMPS SHALL BE 5/8" (6") THICK 4000-PSI AT 28 DAYS. WHERE NECESSARY OR AS DIRECTED BY THE CITY ENGINEER, EXISTING SIDEWALK SHALL BE REMOVED AND REPLACED WITH NEW PORTLAND CEMENT CONCRETE SIDEWALK AND TRUNCATED DOME TILE, AS STIPULATED ACCORDING TO AMERICAN DISABILITY ACT REQUIREMENT. TRUNCATED DOME TILE SHALL BE MINIMUM 3/4" THICK WITH EMBEDDED TRUNCATED DOMES, 3-INCHES ON CENTER THROUGH ENTIRE LENGTH OF TILE. TILE SURFACE SHALL BE COVERED WITH PROTECTIVE PLASTIC SHEETING. EACH HANDICAP RAMP SHALL CONSIST OF ONLY ONE TILE, WHICH SHALL BE ANCHORED INTO THE CONCRETE. THESE ARE A NO DIRECT PAY ITEM.

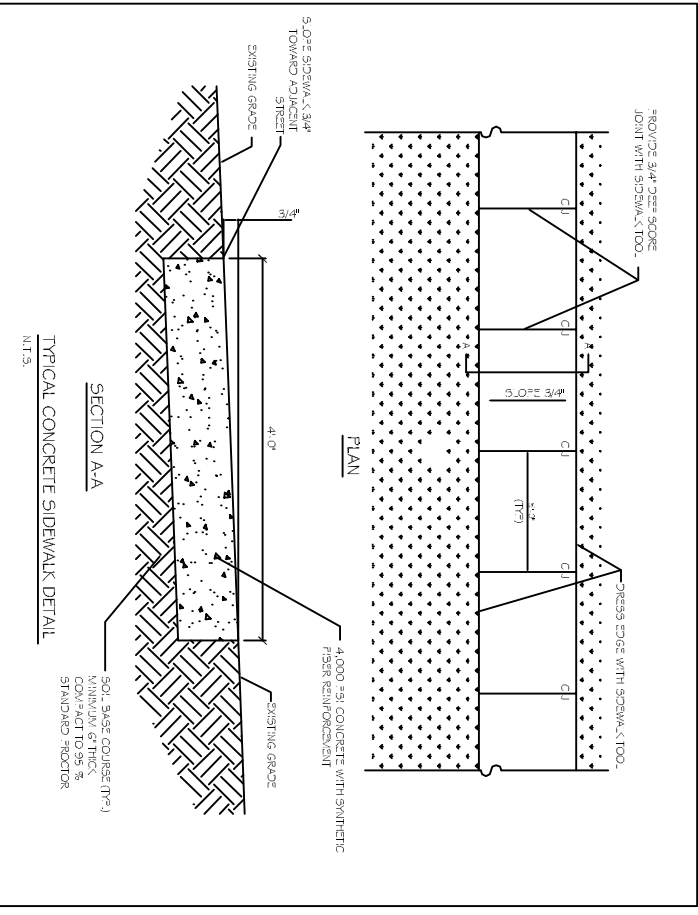
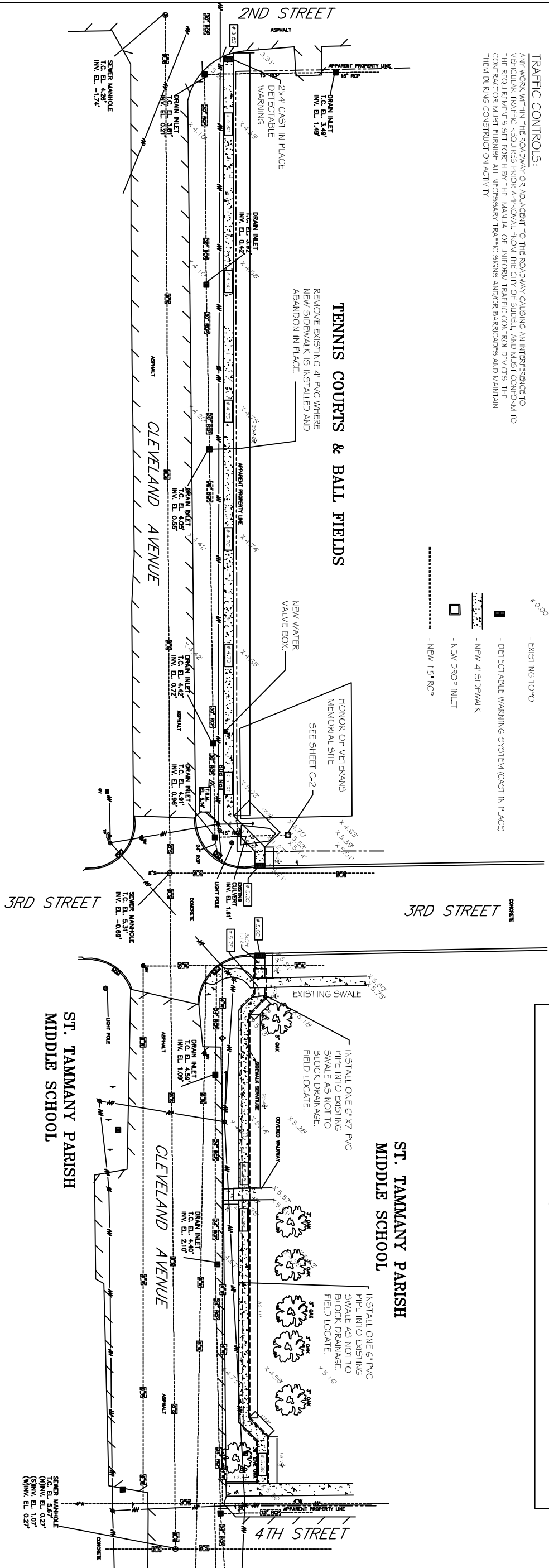
**NOTES:**

- 1) SIDEWALKS SHALL BE LOCATED AS NOTED. FIELD VERIFY WITH CITY ENGINEERING AND DAMMON ENGINEERING PRIOR TO FORMING.
- 2) SCALING DIMENSION TO PRELIMINARY LOCATE SIDEWALKS IS PERMITTED.
- 3) ALL SIDEWALKS SHALL BE CONSTRUCTED OF PORTLAND CEMENT CONCRETE AND HAVE A MINIMUM THICKNESS OF 4".
- 4) SAND BASE COURSE (TYP.) SHALL HAVE A MINIMUM OF 6" THICK COMPACTED TO 95 % STANDARD PROCTOR.
- 5) PROVIDE SYNTHETIC FIBER REINFORCING IN ACCORDANCE WITH ASTM C 111.6 IN ALL CONCRETE SIDEWALKS.
- 6) ALL SIDEWALKS SHALL BE SCORED TO A DEPTH OF 3/4" AT FIVE FOOT INTERVALS.
- 7) ALL SIDEWALKS SHALL BE SLOPED 3/4" MAX CROSS SLOPE TO THE ADJACENT STREET OR DRIVEWAY.
- 8) PROVIDE DETECTABLE WARNING SYSTEM (CAST IN PLACE) WHERE NEW SIDEWALKS TERMINATE INTO EXISTING STREETS AS NOTED.
- 9) DRAIN PIPE SHALL BE 1.5" REINFORCED CONCRETE PIPE OF BELL AND SPIGOT TYPE WITH O-RING RUBBER GASKETS. THE BELLS OF THE PIPES SHALL BE LAID UPSTREAM. ALL JOINTS SHALL BE WAPPED WITH GEOTEXTILE FABRIC. ALL PIPES SHALL REQUIRE A 3" COMPACTED SAND OR Limestone BASE.
- 10) ELEVATIONS SHOWN ARE M.S.L.
- 11) FIELD VERIFY ALL ELEVATIONS AND DRAINAGE SYSTEM PLACEMENT PRIOR TO START OF WORK.


**LEGEND**

# 0.00	- NEW ELEVATION
o-o-o	- EXISTING TOPO
■	- DETECTABLE WARNING SYSTEM (CAST IN PLACE)
▬	- NEW 4" SIDEWALK
□	- NEW DROP INLET
.....	- NEW 1.5" RCP

**TRAFFIC CONTROLS:**  
ANY WORK WITHIN THE ROADWAY OR ADJACENT TO THE ROADWAY CAUSING AN INTERFERENCE TO VEHICULAR TRAFFIC REQUIRES PRIOR APPROVAL FROM THE CITY OF SUDDALL, AND MUST CONFORM TO THE REQUIREMENTS SET FORTH BY THE MANUAL OF UNIFORM TRAFFIC CONTROL DEVICES. THE CONTRACTOR MUST FURNISH ALL NECESSARY TRAFFIC SIGNS AND/OR BARRICADES AND MAINTAIN THEM DURING CONSTRUCTION ACTIVITY.



SITE PLAN  
SCALE: 1" = 20'



**DAMMON ENGINEERING, INC.**

CHIEF ENGINEER  
EMMETT DAMMON, P.E.  
CHIEF ARCHITECT  
ROBERT WILTSE

554 OLD SPANISH TRAIL  
SUDDALL, LA. 70458  
OFFICE: 905-649-5632  
FAX: 905-641-5950

WWW.DAMMONENGINEERING.COM

ARCHITECTURE  
ENGINEERING  
STUDIES  
PLANNING  
INVESTIGATION  
EXPERT WITNESSES

EMAIL: DAMMONENG@BELL.SOUTH.NET

CITY OF SUDDALL  
LOUISIANA

CDBG  
SIDEWALK  
IMPROVEMENTS  
FY 11

CLEVELAND AVE.

REV:

SCALE: AS NOTED

JOB#: 2129

DATE: 10-16-12

SHEET 2

C-1

OF 4