

CONCRETE MIX DESIGN

MM FOR ONE CUBIC YARD OF FIBER-REINFORCED CONCRETE

| | |
|-----------------------------------|--|
| 28 DAY STRENGTH | 4000 PSI |
| CEMENT (ASTM C-150, TYPE III) | 4.64 BAGS (436 LB.) |
| FLY ASH (ASTM C-618) | 1.16 BAGS (109 LB.) |
| GRAVEL (ASTM C-33, GRADE A) | 1.775 LB. |
| SAND (ASTM C-33) | 1.226 LB. |
| WATER (POTABLE) | 30 GALLONS (250 LB.) |
| TYPE A WATER REDUCER (ASTM C-494) | 16.35 LB. |
| AIR ENTRAINMENT | 5% BY VOLUME, USE PER MANUFACTURERS SPECIFICATIONS |
| FIBER REINFORCEMENT | NOVA MESH, OR EQUAL (APPROVED IN WRITING BY THE CITY ENGINEER) |

ALL CONCRETE PLACEMENT PLACED FOR ROADWAY CONSTRUCTION SHALL INCLUDE "NOVA MESH" (OR EQUAL) POLYPROPYLENE FIBER REINFORCEMENT APPLIED AT A RATE OF ONE AND ONE-HALF (1 1/2) BAGS PER CUBIC YARD OF CONCRETE. POLYPROPYLENE FIBER REINFORCEMENT SHALL BE APPLIED AT THE PLANT. THE BAGS MUST BE BROKEN BEFORE MIXING. BAG SIZE SHALL BE ONE (1) POUND.

CONTRACTOR SHALL FURNISH ALL MATERIALS, LABOR, AND EQUIPMENT NEEDED TO CONSTRUCT HANDICAP RAMPS. AT INTERSECTIONS, MEDIANS, OR AS DIRECTED BY THE CITY ENGINEER, THE CONCRETE USED TO CONSTRUCT THE RAMPS SHALL BE SIX (6) INCH THICK 4000-PSI AT 28-DAYS, WHERE NECESSARY OR AS DIRECTED BY THE CITY ENGINEER. EXISTING SIDEWALK SHALL BE REMOVED AND REPLACED WITH NEW PORTLAND CEMENT CONCRETE SIDEWALK AND TRUNCATED DOME TILE, AS SPECIFIED ACCORDING TO AMERICAN DISABILITY ACT REQUIREMENT.

TRUNCATED DOME TILE SHALL BE MINIMUM 1/4-INCH THICK WITH EMBEDDED TRUNCATED DOMES, 3-INCHES ON CENTER THROUGH ENTIRE LENGTH OF TILE. THE SURFACE SHALL BE COVERED WITH PROTECTIVE PLASTIC SHEETING. EACH HANDICAP RAMP SHALL CONSIST OF ONLY ONE TILE, WHICH SHALL BE ANCHORED INTO THE CONCRETE. THESE ARE A NO DIRECT PAY ITEM.

NOTES:

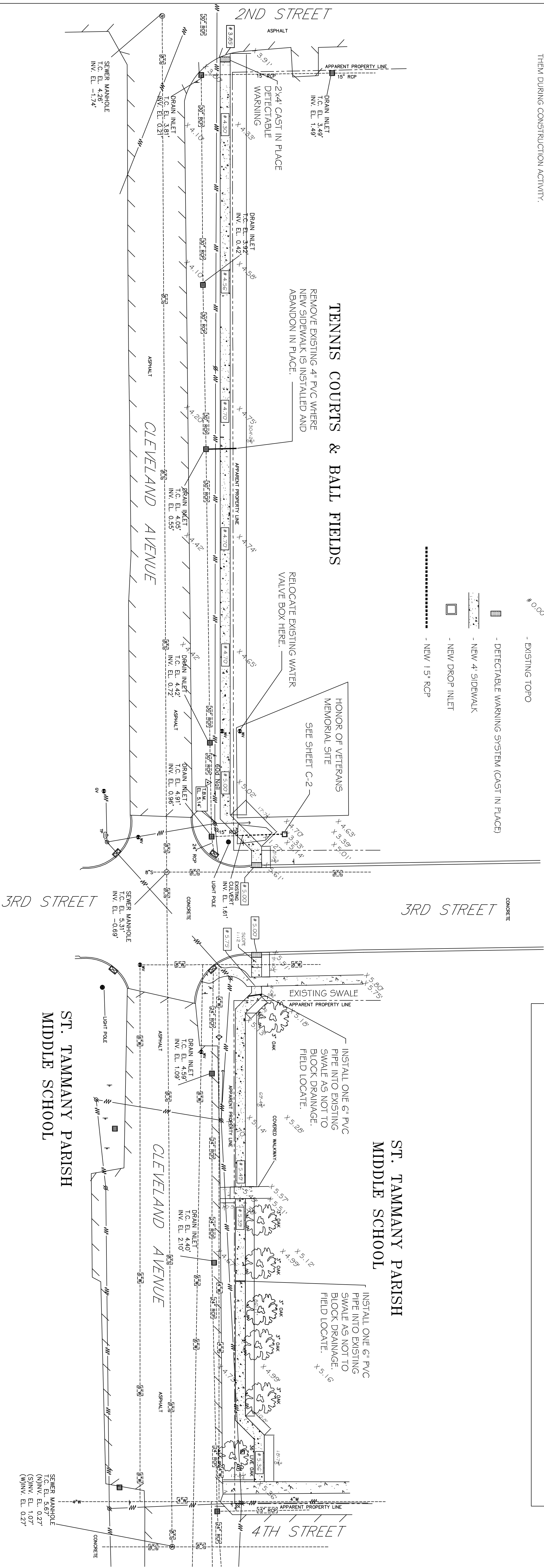
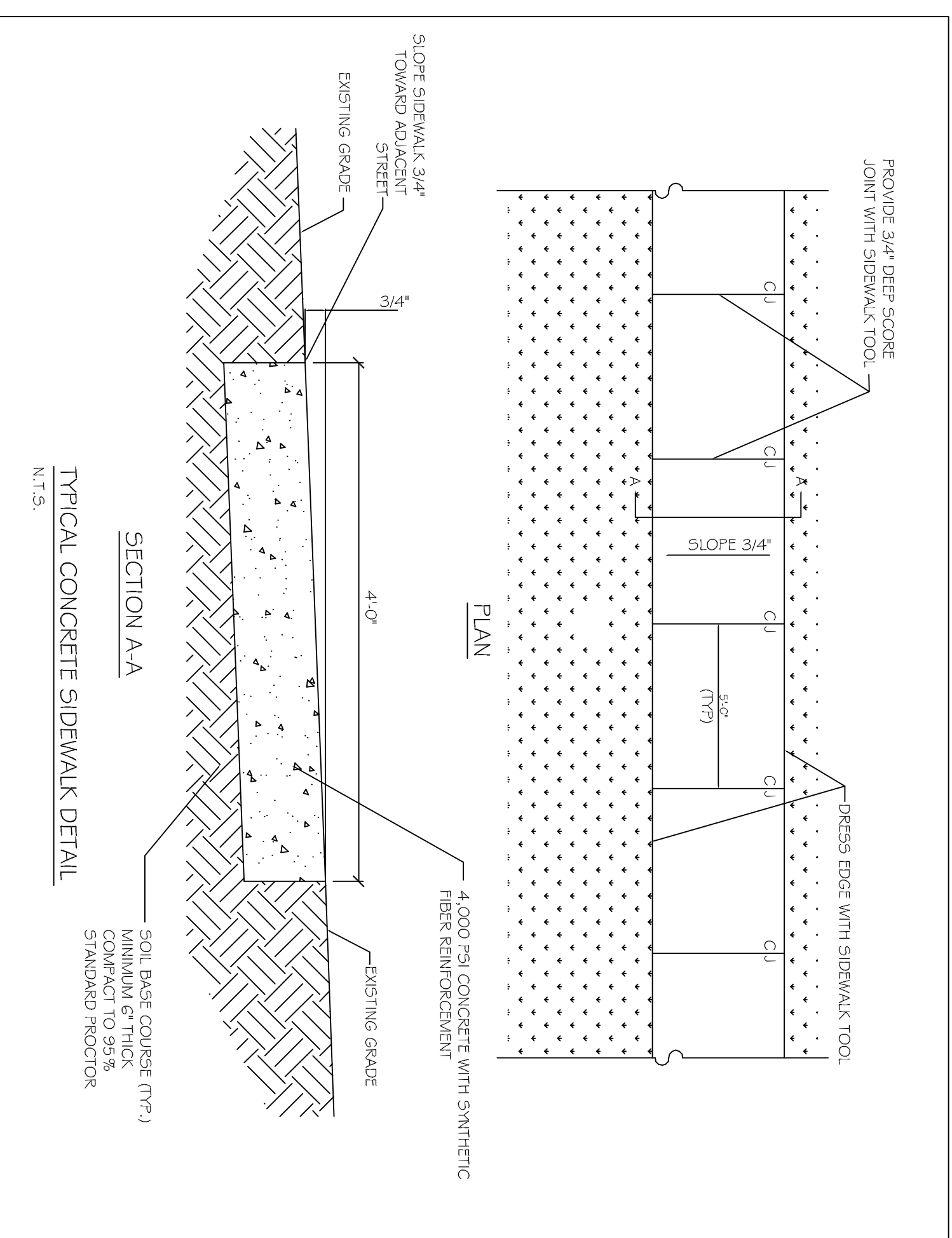
- 1) SIDEWALKS SHALL BE LOCATED AS NOTED. FIELD VERIFY WITH CITY ENGINEERING AND DAMMON ENGINEERING PRIOR TO FORMING. SCALING DIMENSION TO PRELIMINARY LOCATE SIDEWALKS IS PERMITTED.
- 2) ALL SIDEWALKS SHALL BE CONSTRUCTED OF PORTLAND CEMENT CONCRETE AND HAVE A MINIMUM THICKNESS OF 4".
- 3) SAND BASE COURSE (TYPE 1) SHALL HAVE A MINIMUM OF 6" THICK COMPACTED TO 95% STANDARD PROCTOR.
- 4) PROVIDE SYNTHETIC FIBER REINFORCING IN ACCORDANCE WITH ASTM C 1116 IN ALL CONCRETE SIDEWALKS.
- 5) ALL SIDEWALKS SHALL BE SCORED TO A DEPTH OF 3/4" AT FIVE FOOT INTERVALS.
- 6) ALL SIDEWALKS SHALL BE SLOPED 3/4" MAX CROSS SLOPE TO THE ADJACENT STREET OR DRIVEWAY.
- 7) PROVIDE DETECTABLE WARNING SYSTEM (CAST IN PLACE) WHERE NEW SIDEWALKS TERMINATE INTO EXISTING STREETS AS NOTED.
- 8) DRAIN PIPE & FITTINGS SHALL BE POLYVINYL CHLORIDE PLASTIC PIPE, MEETING CLASS 100 C-900 PVC.
- 9) ELEVATIONS SHOWN ARE M.S.L.
- 9) FIELD VERIFY ALL ELEVATIONS AND DRAINAGE SYSTEM PLACEMENT PRIOR TO START OF WORK.

TRAFFIC CONTROLS:


ANY WORK WITHIN THE ROADWAY OR ADJACENT TO THE ROADWAY CAUSING AN INTERFERENCE TO VEHICULAR TRAFFIC REQUIRES PRIOR APPROVAL FROM THE CITY OF SLIDELL, AND MUST CONFORM TO THE REQUIREMENTS SET FORTH BY THE MANUAL OF UNIFORM TRAFFIC CONTROL DEVICES. THE CONTRACTOR MUST FURNISH ALL NECESSARY TRAFFIC SIGNS AND/OR BARRICADES AND MAINTAIN THEM DURING CONSTRUCTION ACTIVITY.

LEGEND

- # 0.00' - NEW ELEVATION
- EXISTING TOPO
- DETECTABLE WARNING SYSTEM (CAST IN PLACE)
- NEW 4" SIDEWALK
- NEW DROP INLET
- NEW 1.5" RCP



SITE PLAN
SCALE: 1" = 20'



DAMMON ENGINEERING, INC.

CHIEF ENGINEER
EMMETT DAMMON, P.E.
CHIEF ARCHITECT
ROBERT WILTSE

554 OLD SPANISH TRAIL
SLIDELL, LA, 70458
OFFICE: 985-649-5632
FAX: 985-641-5950

WEBSITE:
WWW.DAMMONENGINEERING.COM
EMAIL:
DAMMONENG@BELLSouth.NET

PLANNING
INVESTIGATION
EXPERT WITNESS

CITY OF
SLIDELL
LOUISIANA

CDBG
SIDEWALK
IMPROVEMENTS
FY 11

CLEVELAND AVE.

| | |
|--------|----------|
| REV: | |
| SCALE: | AS NOTED |
| JOB#: | 21129 |
| DATE: | 03-28-12 |
| SHEET | 2 |

C-1