CMU LINTEL SCHEDULE			
WIDTH (W)	CLEAR SPAN	DEPTH (D)	HORZ. REINF.
8" TYP AT ALL CMU WALLS	UP TO 3'-4"	8"	(1) #6 BOTTOM
	UP TO 8'-8"	16"	(1) #6 T&B
	UP TO 10'-0"	16"	(2) #6 T&B

PROVIDE 3000 PSI PEA-GRAVEL CONCRETE FILL FOR ALL LINTELS.

LEGEND

INDICATES CONTINUOUS NO. 5 VERTICAL REINF. W/ 3000 PSI CONCRETE FILL.

C|J INDICATES MASONRY CONTROL JOINT. SEE DETAIL THIS SHEET

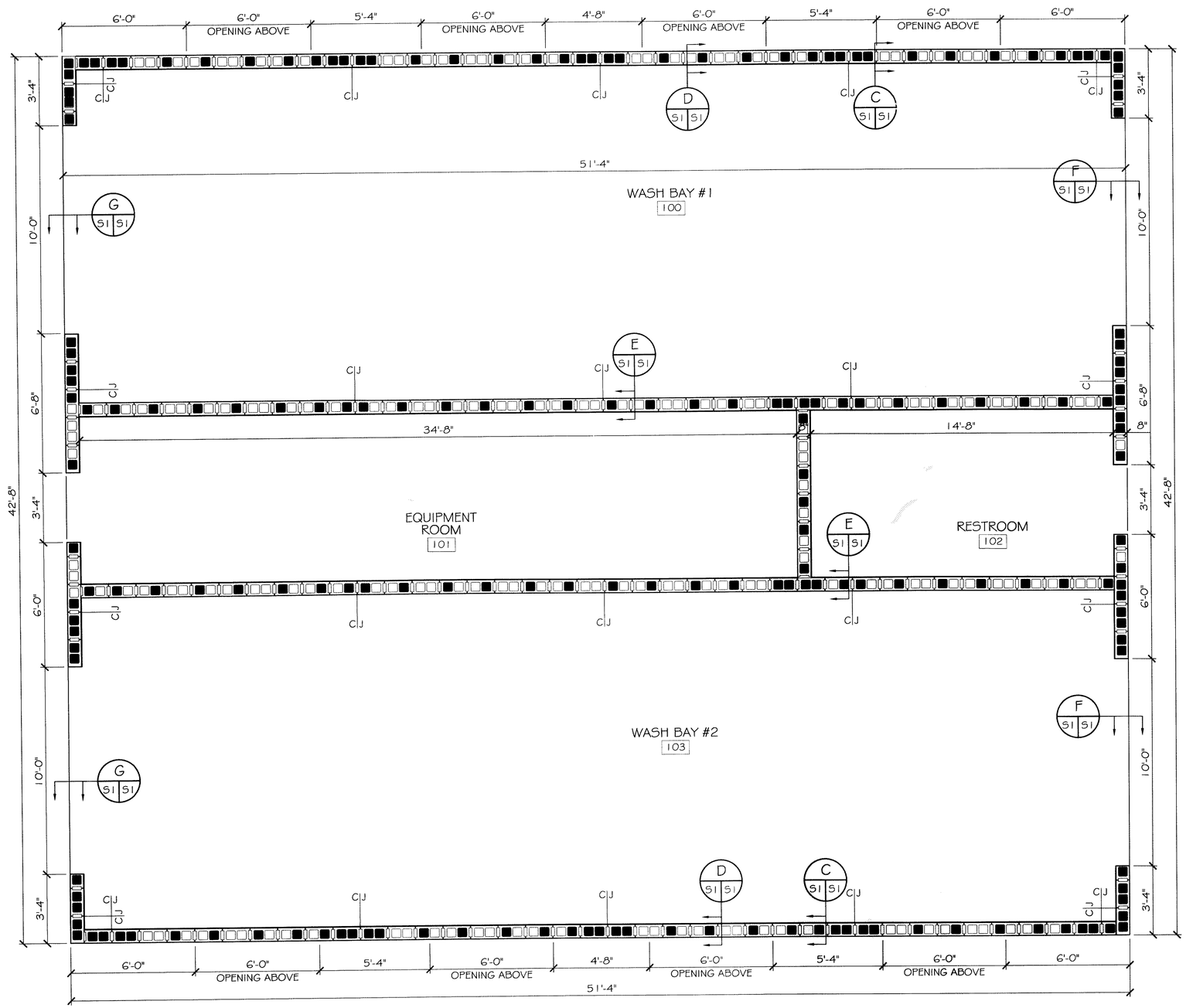

MASONRY PLAN

SCALE: 3/8"=1'

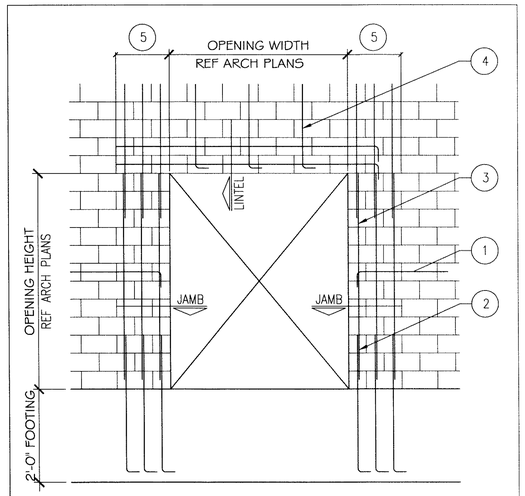

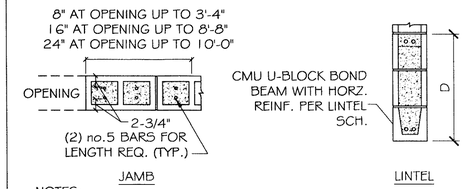

NOTES:

1. WHERE HORIZ. REINFORCEMENT IS INTERRUPTED BY OPENING OR CONTROL JOINT PROVIDE STANDARD ACI HOOK WITH VERT. WALL REINF. AT END CELL.
2. SPLICES IN VERT. REINF. REF. WALL SECTIONS S3.3.
3. ALL VERT. BARS AT DOOR JAMBS TO BE FULL HEIGHT.
4. CONTINUE VERT. WALL REINF. OVER OPENING. ANCHOR VERT. REINF. INTO LINTEL BEAM WITH STANDARD ACI HOOK.
5. EXTEND LINTEL A MIN. 2'-0" BEYOND FACE OF OPENING EACH SIDE FOR STRAIGHT LINTEL REINF. AND 1'-0" FOR LINTEL REINF. WITH STANDARD ACI HOOK.

TYPICAL MASONRY WALL OPENING DIAGRAM

SCALE: N.T.S.

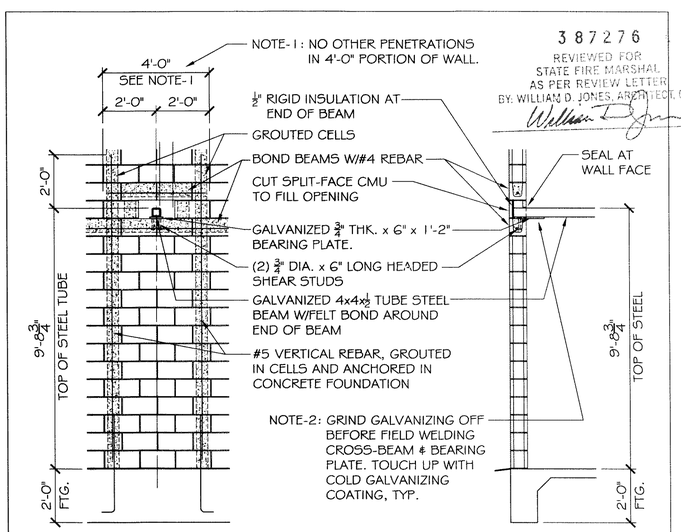

387276
REVIEWED FOR STATE FIRE MARSHAL AS PER REVIEW LETTER
BY: WILLIAM D. JONES, ARCHITECT, CBO

CARWASH EQUIPMENT CROSS-BEAM SUPPORT INSTALLATION & MASONRY WALL REINFORCING DIAGRAM

SCALE: N.T.S. SEE FLOOR PLAN & BUILDING SECTION FOR CROSS-BEAM LOCATIONS IN WASH BAYS.

DAMMON ENGINEERING, INC.

CHIEF ENGINEER
EMMETT DAMMON, P.E.

CHIEF ARCHITECT
ROBERT WILTSE

1095 FLORIDA AVENUE
SLIDELL, LA. 70458
OFFICE: 985-649-5832
FAX: 985-641-5950

WEBSITE:
WWW.DAMMONENGINEERING.COM

EMAIL:
DAMMONENG@BELLSOUTH.NET

ARCHITECTURE
ENGINEERING
STUDIES
PLANNING
INVESTIGATION
EXPERT WITNESS

CECIL BOYD'S CAR WASH
LOT 5A
EAST HALL ST.
SLIDELL, LA

MASONRY PLAN

REV:

SCALE: AS NOTED
JOB#: 2074
DATE: 09-13-10
SHEET 9

S-2

OF 18