

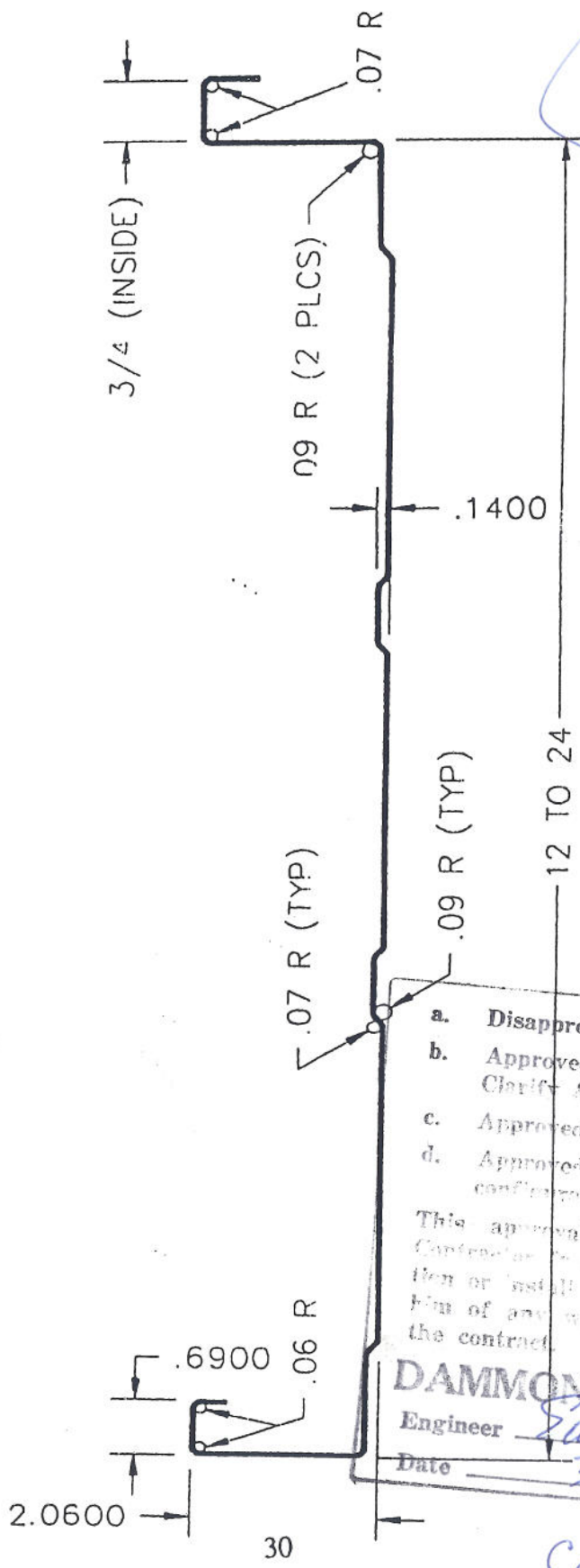
Dammon Copy #16

0 VR copies

2" STRUCTURAL STANDING SEAM

GEBHARD METAL ROOFING MANUFACTURING

1704 E. CANAL ST PICAYUNE MISSISSIPPI 39466

a. Disapproved	<input type="checkbox"/>
b. Approved as noted. Clarify & resubmit.	<input type="checkbox"/>
c. Approved as noted.	<input type="checkbox"/>
d. Approved for general configuration.	<input checked="" type="checkbox"/>

This approval does not relieve the Contractor of any responsibility, installation or installation. It does not relieve him of any warranty or obligation of the contract.

DAMMON ENGINEERING

Engineer [Signature]

Date 3-15-07

SCALE 1" = 2"

Color Snow White White



2" STRUCTURAL STANDING SEAM
GEBHARD METAL ROOFING MANUFACTURING
 1704 E. CANAL ST PICAYUNE MISSISSIPPI 39466

Knudson WL24 SS Panel

Width | 18.00 in
 Alloy | ASTM A446, Grade D
 Gauge | 24 (0.024 in)
 Seam Rotation : 90 deg.

PANEL LOAD TABLE

SPAN TYPE	LOAD TYPE	ALLOWABLE UNIFORM LIVE LOAD (PSF)									
		SPAN LENGTH (Feet)									
		6.50	6.75	7.00	7.25	7.50	7.75	8.00	8.25	8.50	
SIMPLE	LOADp	37	35	32	30	28	26	24	23	21	
	DEFLp	49	44	39	35	32	29	26	24	22	
	LOADn	27	25	23	21	20	19	17	16	15	
	DEFLn	23	21	19	17	15	14	13	11	10	
TWO	LOAD	27	25	23	21	20	19	17	16	15	
	DEFLp	69	62	55	50	45	41	37	34	31	
THREE	LOAD	32	29	27	25	23	22	20	19	18	
	DEFLp	92	82	74	66	60	54	49	45	41	

NOTES: 1. Deflection loads are calculated for a LIVE load deflection not in excess of 1/180 of the span.

2. Formula's used in Load Tables for FLEXURE and DEFLECTION are:

- Simple Span - $M(p) = 0.125wl^2$, $M(n) = 0.125wl^2$
- Two Span - $M(p) = 0.125wl^2$, $M(n) = 0.096wl^2$
- Three Spans + - $M(p) = 0.080wl^2$, $M(n) = 0.107wl^2$
- Simple Span - $\Delta = 0.0130wl^4/EI$
- Two Spans - $\Delta = 0.0092wl^4/EI$
- Three Spans + - $\Delta = 0.0069wl^4/EI$
- Modulus of Elasticity (E) = 29,500 ksi

3. Allowable uniform loads are determined per the following:

- a) Local and Overall Buckling (AISI C3.1.2)
- b) Allowable Shear Stress (Fv) (AISI C3.2)
- c) Combined Bending and Shear (AISI C3.3)
- d) Combined Bending & Web Crippling (AISI C3.5)

4. Allowance has been made for panel Dead Weight.

5. Allowable loads may be increased 33% for Wind Loads.

6. For Simple Span Loadings, use Positive values for downward loads and Negative values for upward loads. For all loads, use LOWEST value between LOAD and DEFLECTION. Load Table Designations:

- (p) = Positive bending
- (n) = Negative bending


7. Minimum panel support bearing length = 3.00 in

8. Concentrated load = 200 lbs at mid-span, load width = 4 in

- Simple Span - Max. Span = 4.263 ft
- Two Span - Max. Span = 5.287 ft
- Three Span + - Max. Span = 8.359 ft



Medium Bronze



Snow White



Stone Gray




Roman Blue



Slate Gray



Almond



Classic Green



Brownstone



Sandstone



Brandy Wine

COILMART
YOUR SOLUTIONS

DAMMON ENGINEERING
Engineer

213-28

FLUROPON®
BY VALSPAR


This is a full strength 70% Kynar® or Hylar® 5000 based coating.

When the budget is tight, minimal color fading and chalking is needed. This is a full strength 70% Kynar® or Hylar® 5000 based coating.

30 year limited warranty available upon written request.

For warranty information outside of the U.S., please inquire.

HEADQUARTERS
18815 Aldine Westfield • Houston, TX 77073
Phone: 281.951.2004 • Fax: 281.443.9421



Gallery Blue



Colonial Red



Colony Green



Brite Red