

POWERFOIL 8

Powerfoil 8 connects you with the top-level performance and expert engineering that define our Powerfoil line. Built to excel in tough environments, it provides the airflow your people need to stay safe and motivated to get the job done. With a powerful, efficient motor and multi-patented airfoil technology, Powerfoil 8 transforms your workspace with comfort and energy savings that last.



KEY FEATURES

- ▶ **Eight aluminum airfoils** with AirFence® system, winglets, and safety restraints
- ▶ **IP56-rated motor** and helical gearbox for smooth, durable operation
- ▶ **Oversized hub system** machine-cut to evenly distribute load
- ▶ **Improved air circulation** and coverage area from our base HVLS models
- ▶ **Variable speed operation** with resistive touch controller
- ▶ **Plus Hybrid Airfoil** option angles airflow coverage over obstructions

DIAMETER

8-24 FEET
(2.4-7.3 METERS)

MOTOR

INDUSTRIAL GRADE
WITH DOUBLE
LIP-SEALED GEARBOX

MOUNTING

I-BEAMS, BAR JOISTS,
SOLID BEAMS, AND PURLINS

WARRANTY

UP TO
7 YEARS
MECHANICAL


UP TO
3 YEARS
ELECTRICAL



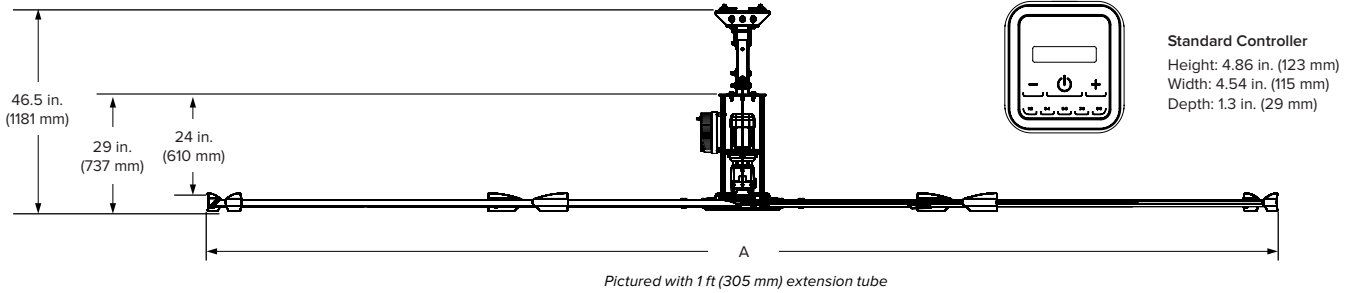
DISCOVER MORE ABOUT POWERFOIL 8

Learn more at bigassfans.com/powerfoil-8
or call **877.BIG.FANS** for a free custom quote.

POWERFOIL® 8



A HEAVY-DUTY CEILING FAN WITH INDUSTRIAL-GRADE COMPONENTS



Technical Specifications

Fan	Diameter (A)	Weight ¹	Max Speed	Input Power and Required Breaker	Motor Horsepower	Airfoil Clearances	Max Operating Temperature
PF8-08	8 ft (2.4 m)	135 lb (61 kg)	191 RPM	100–125 VAC, 50/60 Hz, 1 Φ, 15 A 200–240 VAC, 50/60 Hz, 1 Φ, 15 A	1.0 hp (0.75 kW)	2 ft (0.6 m) on sides 4 ft (1.2 m) below ceiling	104°F (40°C)
PF8-10	10 ft (3 m)	150 lb (68 kg)	148 RPM	200–240 VAC, 50/60 Hz, 3 Φ, 10 A 400–480 VAC, 50/60 Hz, 3 Φ, 10 A 575–600 VAC, 50/60 Hz, 3 Φ, 10 A		2 ft (0.6 m) on sides 5 ft (1.5 m) below ceiling	
PF8-12	12 ft (3.6 m)	200 lb (91 kg)	135 RPM	200–240 VAC, 50/60 Hz, 1 Φ, 25 A 200–240 VAC, 50/60 Hz, 3 Φ, 15 A 400–480 VAC, 50/60 Hz, 3 Φ, 10 A 575–600 VAC, 50/60 Hz, 3 Φ, 10 A	1.5 hp (1.1 kW)	2 ft (0.6 m) on sides 5 ft (1.5 m) below ceiling	
PF8-14	14 ft (4.3 m)	209 lb (95 kg)	109 RPM		2.0 hp (1.5 kW)	2 ft (0.6 m) on sides 6 ft (1.8 m) below ceiling	
PF8-16	16 ft (4.9 m)	224 lb (102 kg)	98 RPM		2 ft (0.6 m) on sides 7 ft (2.1 m) below ceiling		
PF8-18	18 ft (5.5 m)	233 lb (106 kg)	86 RPM				
PF8-20	20 ft (6.1 m)	242 lb (110 kg)	76 RPM				
PF8-24	24 ft (7.3 m)	261 lb (118 kg)	60 RPM				

Construction Features

Airfoils	Motor and Drive ³	Certifications	Mounting	Multi-Point Safety ⁴	Colors
Eight patented Powerfoil airfoils (mill finish) Powerfoil winglets eliminate wind noise (BAF yellow)	Industrial-grade motor and gearbox feature inline helical-cut gears for efficient, durable, and reliable operation; lubricated for life with synthetic oil Onboard NEMA 4X VFD eliminates RFI and EMI noise	 UL Standard 507 and CSA Standard 22.2 No. 113 	Standard upper mount installs to I-beams and bar joists Optional kits allow for mounting to solid beams and purlins	Double safety cable system, airfoil retainers, hub safety clips, Grade 8 hardware, fire relay, guy wires, and airfoil restraint system	Standard colors are silver and yellow. Individualize your fan with one of our classic color upgrades, or work with our design consultants to create a shade that's all your own.

Standard Controller

Construction	Controls
Made from durable UV-resistant materials Rated IP55 Intuitive touchscreen interface	On/Off and variable speed control Password protection Powered by fan drive

Standard Controller



¹ Weight does not include mount or extension tube.
² Measure the distance from the tip of the winglet to the ceiling or major obstruction.
³ The VFD is not preinstalled on the fan. Mounting the VFD onboard the fan requires field installation.
⁴ Airfoil restraint system comes standard on 20–24 ft (6–7.3 m) fans and is an option for smaller diameter fans. The fire relay must be wired during install if required by local code. Guy wires are included with fans that have extension tubes 4 ft (1.2 m) or longer.

Lead times may vary.
See full warranty for coverage information.



USA
BIGASSFANS.COM
877-244-3267

CANADA
BIGASSFANS.COM
844-924-4277

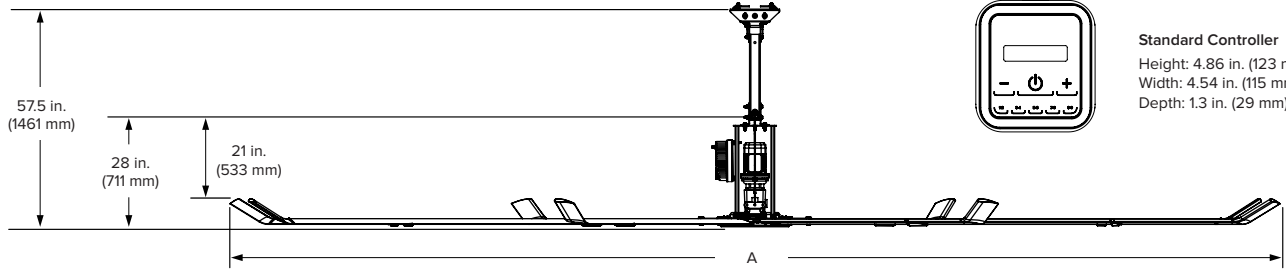
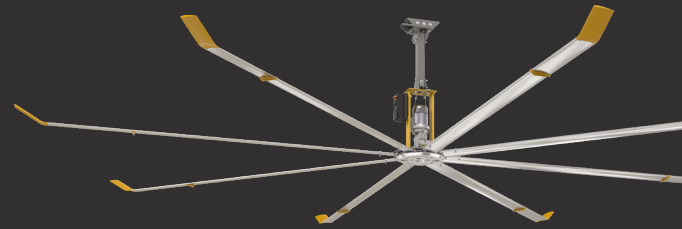
AUSTRALIA
BIGASSFANS.COM/AU
1300 244 277

SINGAPORE
BIGASSFANS.COM/SG
65 6709 8500

MALAYSIA
BIGASSFANS.COM/SG
603 5565 0888

POWERFOIL® 8PLUS

A HEAVY-DUTY CEILING FAN WITH INDUSTRIAL-GRADE COMPONENTS



Standard Controller
 Height: 4.86 in. (123 mm)
 Width: 4.54 in. (115 mm)
 Depth: 1.3 in. (29 mm)

Pictured with 2 ft (610 mm) extension tube

Technical Specifications

Fan	Diameter (A)	Weight ¹	Max Speed	Input Power and Required Breaker	Motor Horsepower	Airfoil Clearances ²	Max Operating Temperature
PP8-10	12 ft (3.7 m)	194 lb (88 kg)	135 RPM	200–240 VAC, 50/60 Hz, 1 Φ, 25 A 200–240 VAC, 50/60 Hz, 3 Φ, 15 A 400–480 VAC, 50/60 Hz, 3 Φ, 10 A 575–600 VAC, 50/60 Hz, 3 Φ, 10 A	1.5 hp (1.1 kW)	2 ft (0.6 m) on sides 5 ft (1.5 m) below ceiling	104°F (40°C)
PP8-12	14 ft (4.3 m)	204 lb (93 kg)	109 RPM	200–240 VAC, 50/60 Hz, 1 Φ, 25 A 200–240 VAC, 50/60 Hz, 3 Φ, 15 A 400–480 VAC, 50/60 Hz, 3 Φ, 10 A 575–600 VAC, 50/60 Hz, 3 Φ, 10 A	2.0 hp (1.5 kW)	2 ft (0.6 m) on sides 6 ft (1.8 m) below ceiling	
PP8-14	16 ft (4.9 m)	219 lb (99 kg)	98 RPM			2 ft (0.6 m) on sides 7 ft (2.1 m) below ceiling	
PP8-16	18 ft (5.5 m)	228 lb (103 kg)	86 RPM			2 ft (0.6 m) on sides 8 ft (2.4 m) below ceiling	
PP8-18	20 ft (6.1 m)	237 lb (108 kg)	76 RPM				
PP8-20	22 ft (6.7 m)	247 lb (112 kg)	68 RPM				
PP8-24	24 ft (7.3 m)	256 lb (116 kg)	60 RPM				

Construction Features

Airfoils	Motor and Drive ³	Certifications	Mounting	Multi-Point Safety ⁴	Colors
Eight patented Powerfoil airfoils (mill finish) PowerfoilPlus winglets eliminate wind noise (BAF yellow)	Industrial-grade motor and gearbox feature inline helical-cut gears for efficient, durable, and reliable operation; lubricated for life with synthetic oil Onboard NEMA 4X VFD eliminates RFI and EMI noise	 UL Standard 507 and CSA Standard 22.2 No. 113 	Standard upper mount installs to I-beams and bar joists Optional kits allow for mounting to solid beams and purlins	Double safety cable system, airfoil retainers, hub safety clips, Grade 8 hardware, fire relay, guy wires, and airfoil restraint system	Standard colors are silver and yellow. Individualize your fan with one of our classic color upgrades, or work with our design consultants to create a shade that's all your own.

Standard Controller

Construction	Controls
Made from durable UV-resistant materials Rated IP55 Intuitive touchscreen interface	On/Off and variable speed control Password protection Powered by fan drive

Standard Controller



¹ Weight does not include mount or extension tube.
² Measure the distance from the tip of the winglet to the ceiling or major obstruction.
³ The VFD is not preinstalled on the fan. Mounting the VFD onboard the fan requires field installation.
⁴ Airfoil restraint system comes standard on 20–24 ft (6–7.3 m) fans and is an option for smaller diameter fans. The fire relay must be wired during install if required by local code. Guy wires are included with fans that have extension tubes 4 ft (1.2 m) or longer.

Lead times may vary.
 See full warranty for coverage information.



USA
 BIGASSFANS.COM
 877-244-3267

CANADA
 BIGASSFANS.COM
 844-924-4277

AUSTRALIA
 BIGASSFANS.COM/AU
 1300 244 277

SINGAPORE
 BIGASSFANS.COM/SG
 65 6709 8500

MALAYSIA
 BIGASSFANS.COM/SG
 603 5565 0888