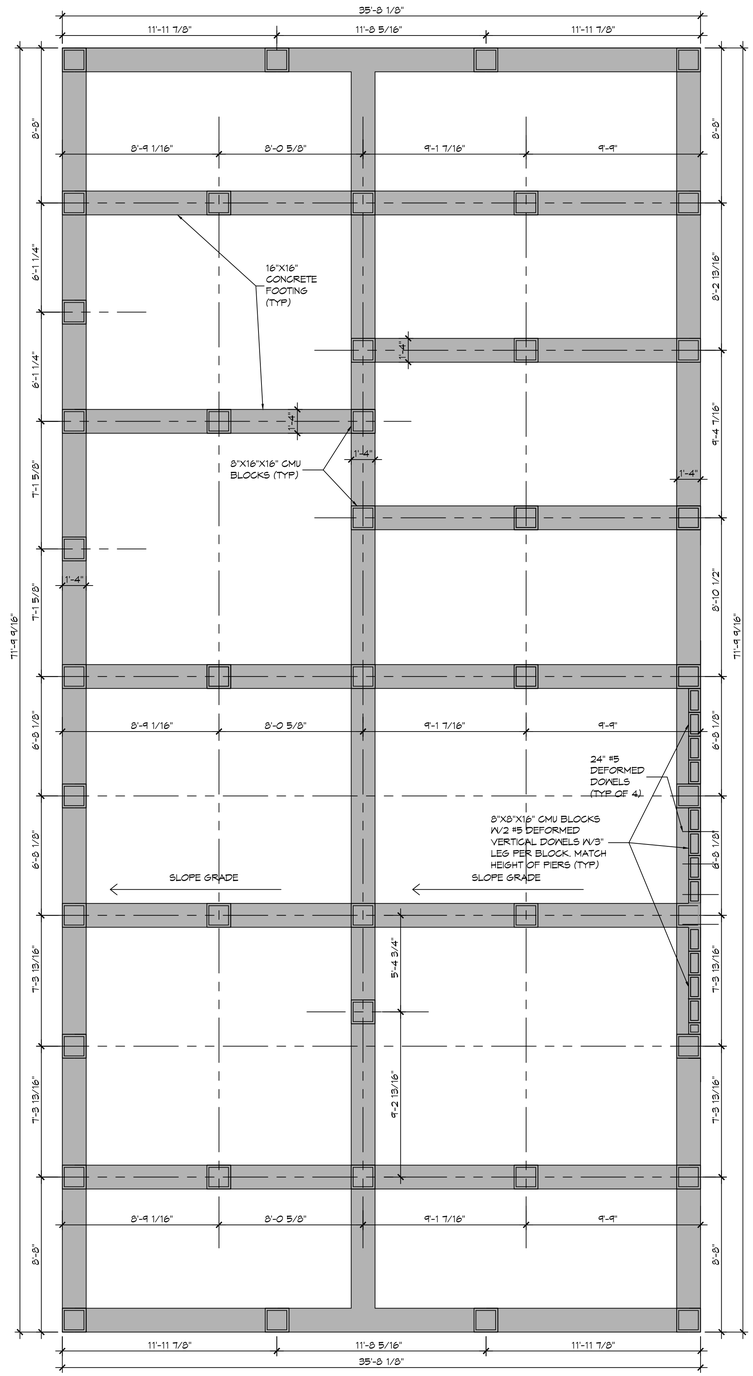

10 LIVING QUARTERS FOUNDATION PLAN

SCALE: 1/4" = 1'-0" LIVING QUATERS

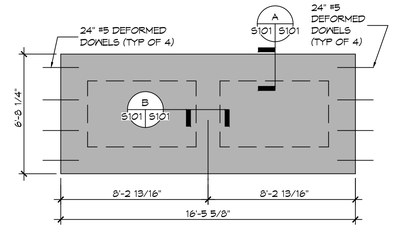

11 WALKWAY FOUNDATION PLAN

SCALE: 1/4" = 1'-0"

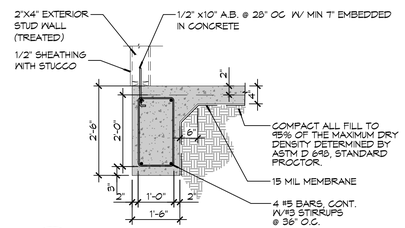

A SECTION

S101|S101

SCALE: 1/2" = 1'-0" TYPICAL

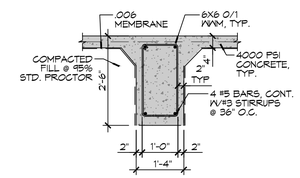

B SECTION

S101|S101

SCALE: 1/2" = 1'-0" TYPICAL

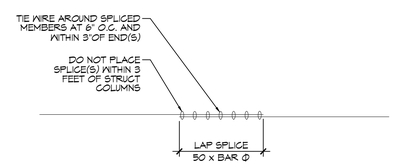

REBAR SPLICE

SCALE: 1/2" = 1' - 0"

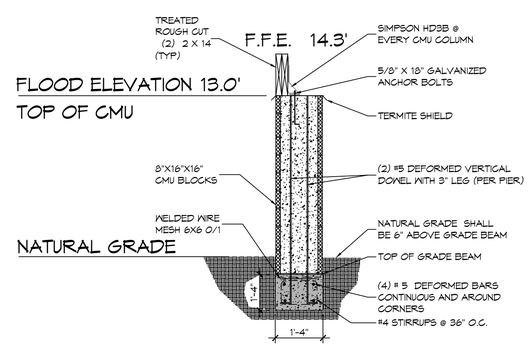

FOUNDATION SECTION

SCALE: 1/2" = 1' - 0" LIVING QUARTERS

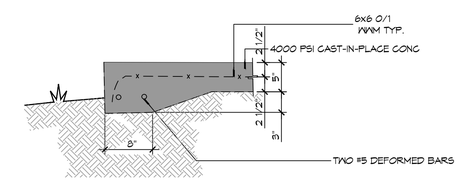

TURN DOWN GRADE BEAMS

SCALE: 1" = 1'-0" GENERATOR FOUNDATION

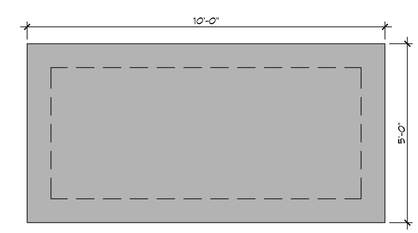

GENERATOR FOUNDATION

SCALE: 1/2" = 1' - 0" GENERATOR FOUNDATION

GENERAL FOUNDATION NOTES

1. ALL DIMENSIONS ARE EDGE OF CONCRETE (EOC) TO EDGE OF CONCRETE (EOC) UNLESS NOTED OTHERWISE.
2. VERIFY ALL PLUMBING ROUGH-IN LOCATIONS AND DOUBLE UP ON FLOOR JOIST IN THOSE AREAS.
3. CONCRETE MIX SHALL HAVE A MINIMUM COMPRESSIVE STRENGTH OF 4000 PSI AT 28 DAYS. CONCRETE MIX SHALL BE IN ACCORDANCE WITH ACI-318.
4. ALL CONVENTIONAL REINFORCING STEEL SHALL MEET ASTM-A615 (GRADE 60).
5. ONE LAYER OF POLYETHYLENE VAPOR BARRIER SHALL BE PLACED UNDER ALL CONCRETE. VAPOR RETARDER TO BE MINIMUM 10 MIL, THICKNESS; ASTM E 1745 CLASS A, PERMEANCE LESS THAN 0.01 PERMS, EQUAL TO STEGO INDUSTRIES STEGO WRAP, ECOSHIELD-E 15 MIL BY EPRO, OR IRONBAR 15 BY FLATIRON FILMS. PROVIDE APPROPRIATE ACCESSORIES FOR A COMPLETE SYSTEM.
6. ALL REINFORCING STEEL AND MESH SHALL BE SECURELY SUPPORTED TO PREVENT BOTH VERTICAL AND HORIZONTAL MOVEMENT DURING CONCRETE PLACEMENT.
7. THE CONTRACTOR SHALL VERIFY ALL DROPS, OFFSETS, BRICK LEDGES, DIMENSIONS AND CONFIGURATIONS.
8. GRADE BEAM DIMENSIONS MAY VARY BY -5%, +20%.
8. FILL AND MUCK OUT 24" MINIMUM. SEE THE GEOTECHNICAL ENGINEERING REPORT BY STRATUM ENGINEERING DATED APRIL 29, 2022
9. ALL SOIL BELOW SLAB SHALL RECEIVE TERMITE TREATMENT.

AS-BUILT
1-31-24

DAMMON ENGINEERING, INC.
LOUISIANA & MISSISSIPPI
www.dammonengineering.com
info@dammonengineering.com
PH: 985-649-5922
Chief Engineer: Brian Mistich, PE
554 Old Spanish Trail
Slidell, LA 70458

#	DESCRIPTION	REVISIONS	DATE

STATE OF LOUISIANA
BRIAN A. MISTICH
License No. 30187
PROFESSIONAL ENGINEER

ST. TAMMANY FIRE PROTECTION DISTRICT NO. 1

FIRE STATION 19

5104T ALLEN ROAD
SLIDELL, LOUISIANA 70461

JOB No:	2456
DATE:	05-16-2022
DRAWN BY:	CKD
CHECKED BY:	BAM

THIS DRAWING AND SPECIFICATIONS, CONCEPTS, DESIGNS AND DRAWINGS PREPARED AND OWNED BY DAMMON ENGINEERING, INC. AND REPRESENTS PROPRIETARY INFORMATION. THESE DOCUMENTS ARE NOT TO BE USED IN WHOLE OR IN PART FOR ANY OTHER PROJECT WITHOUT THE WRITTEN AUTHORIZATION OF DAMMON ENGINEERING, INC.

SHEET TITLE:
LIVING QUARTERS
FOUNDATION PLAN

DRAWING NUMBER:

S101

SHEET No: 6 of 30