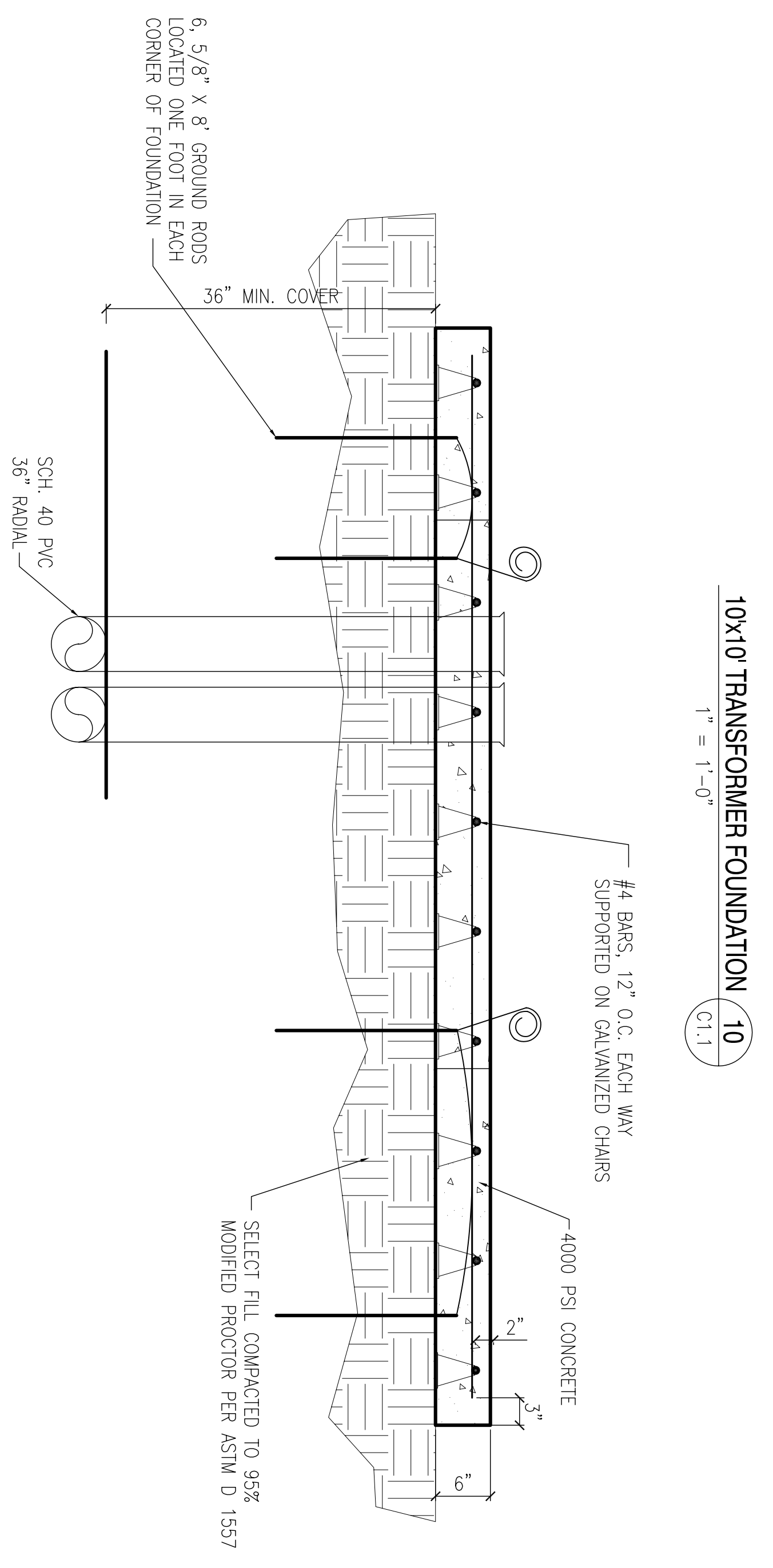
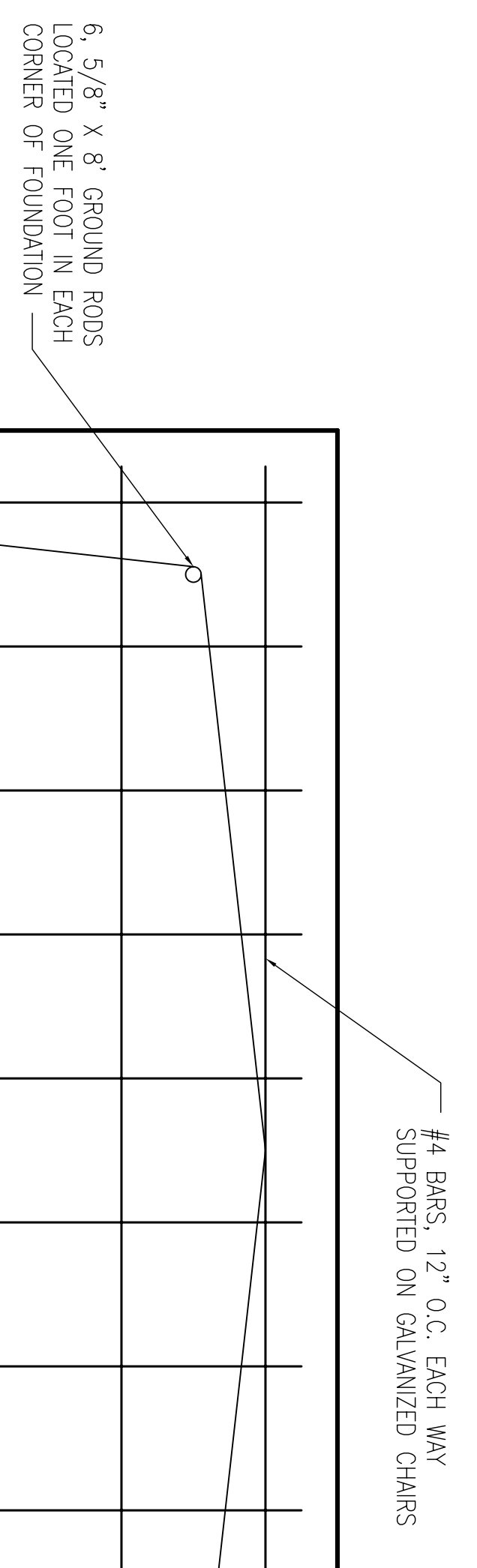
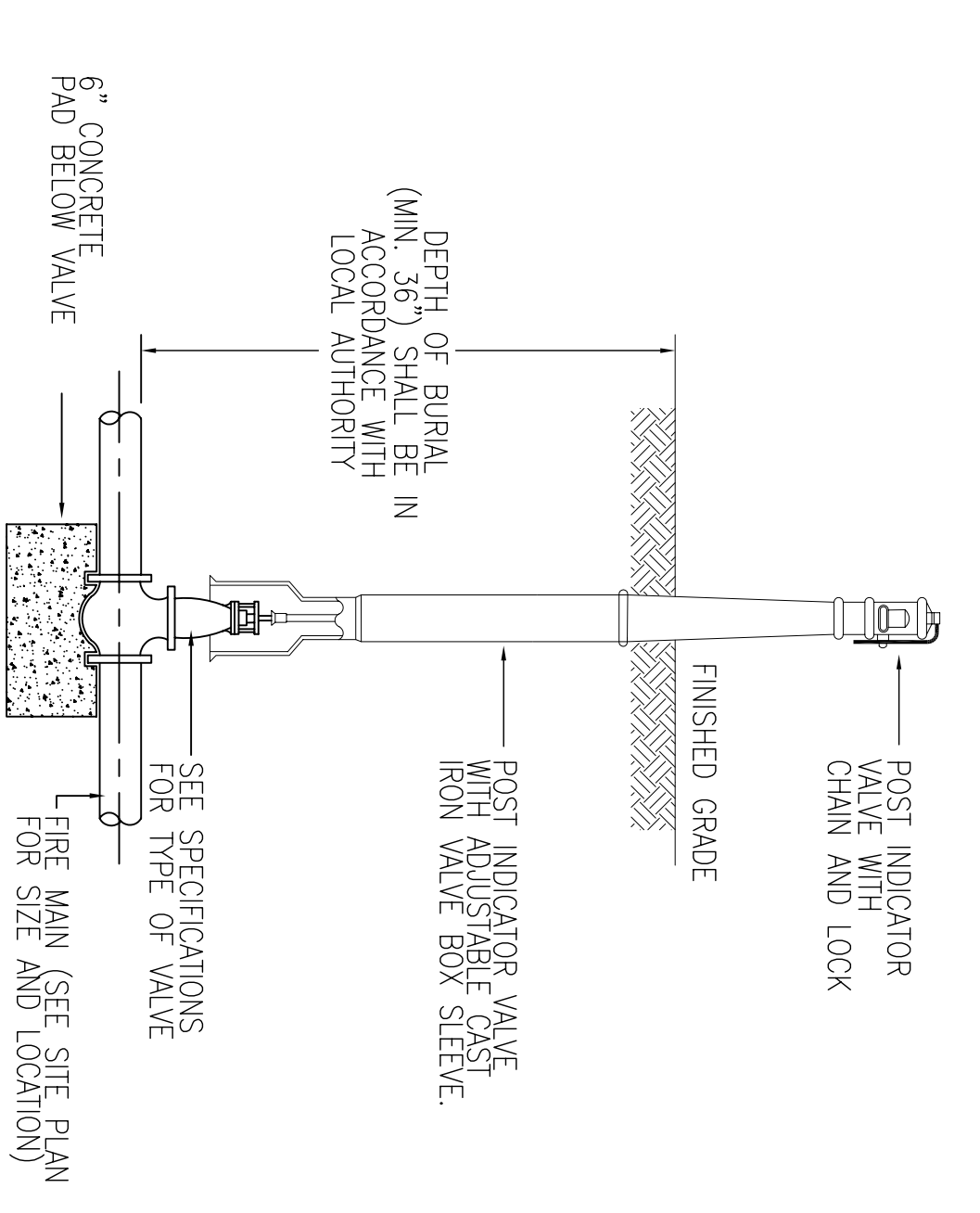


- PENETRATION NOTES**
1. RISER PIPE CLAMPS SHALL NOT REST ON TOP OF SLEEVE.
 2. ALL SEALANTS SHALL BE INSTALLED IN STRICT ACCORDANCE WITH MANUFACTURER'S INSTRUCTIONS.
 3. SURFACE OF PIPE, SLEEVE, AND CONCRETE SHALL BE FREE OF MOISTURE AND DUST PRIOR TO APPLICATION OF SEALANT.



REVDATE:

1

2

3

4

5

1

2

3

4

5

<p>DEPARTMENT OF THE NAVY NAVAL FACILITIES ENGINEERING COMMAND SOUTHEAST IPT SOUTH ATLANTIC</p> <p>JOHN C. STENNIS SPACE CENTER MISSISSIPPI SOF RIVERINE AND COMBATANT CRAFT OPERATIONS FACILITY - PRE-FINAL</p> <p>STRUCTURAL DETAILS</p>		<p>RES: C. DAMMON DES: C. DAMMON REVISED BY: R. WILSE DRAWN: T. ARBIB CHECK: E. ENGELBACH, P. DAMMON</p>		<p>EMMETT B. DAMMON JR. REGISTERED PROFESSIONAL ENGINEER NO. 9832 STATE OF MISSISSIPPI</p>		<p>DAMMON ENGINEERING, INC. REGISTERED PROFESSIONAL ENGINEER DAMMON, P. O. BOX 4430 SUITE 100, LA 70602 (985) 649-8302</p>		<p>NAVFAC</p>		<table border="1"> <thead> <tr> <th>SYM</th> <th>DESCRIPTION</th> <th>DATE</th> <th>APPR</th> </tr> </thead> <tbody> <tr> <td> </td> <td> </td> <td> </td> <td> </td> </tr> <tr> <td> </td> <td> </td> <td> </td> <td> </td> </tr> <tr> <td> </td> <td> </td> <td> </td> <td> </td> </tr> <tr> <td> </td> <td> </td> <td> </td> <td> </td> </tr> </tbody> </table>		SYM	DESCRIPTION	DATE	APPR																
SYM	DESCRIPTION	DATE	APPR																												
<p>CODE ID: NO. N4412 SIZE: 0 SCALE: AS SHOWN DRAWING NO.: ##### SHEET NO.: P-210 WORK ORDER NO.: 510247 CONSTR. CONTR. NO.: N62467-05-0-0096 NAVFAC DRAWING NO.: ##### SHEET: 73 OF 113</p>		<p>DATE: 01 JAN 2009</p>		<p>SA1</p>		<p>SA1</p>		<p>SA1</p>																							