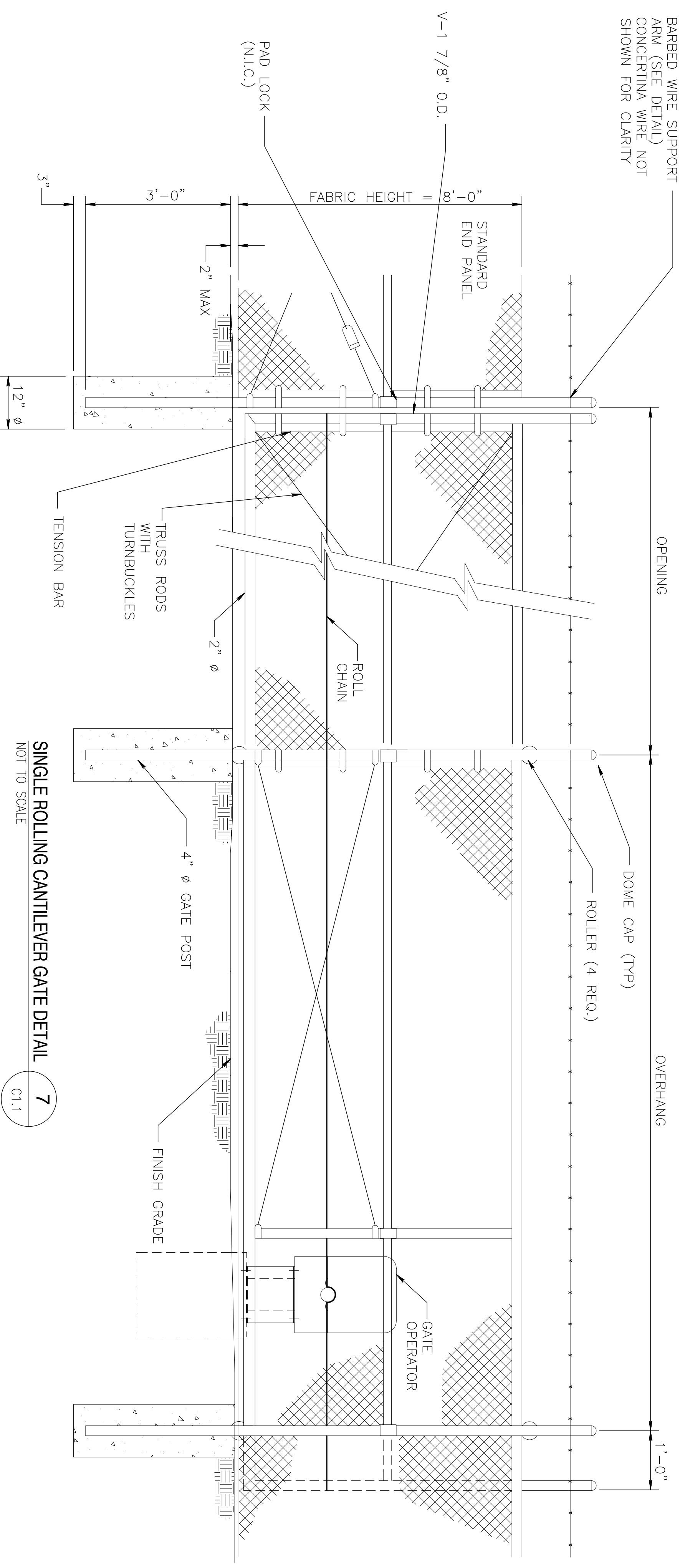


A

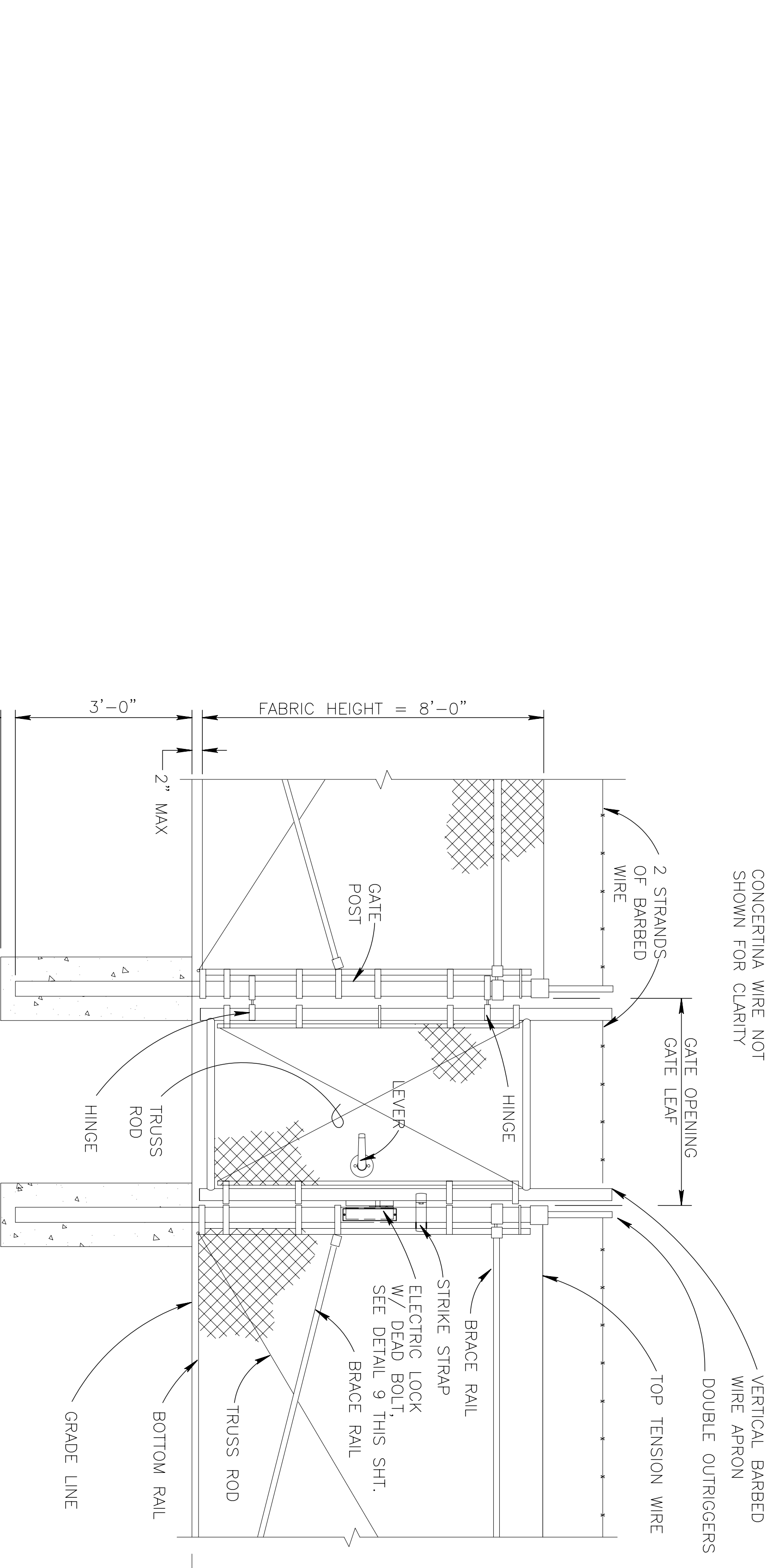
B

C

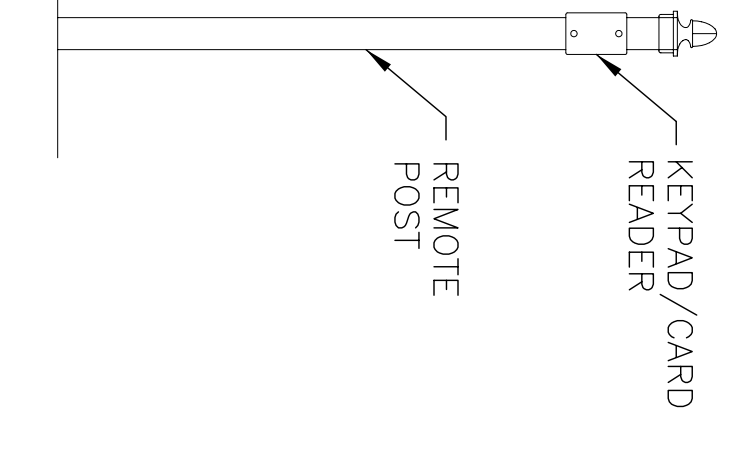
D



7
NOT TO SCALE
C1.1



8
NOT TO SCALE
C1.1



9
NOT TO SCALE
C1.5

FENCING NOTES

1. A BOTTOM RAIL. IT SHALL BE INSTALLED APPROX. 3" ABOVE GRADE (A MINIMUM OF 2" AND A MAXIMUM OF 4"). ATTACH FABRIC TO BOTTOM RAIL TO ELIMINATE POSSIBILITY OF PEELING UP FABRIC.
2. SECURE ALL FASTENING HARDWARE BY PEENING OR WELDING AS SPECIFIED.
3. PROVIDE POLYVINYL CHLORIDE (PVC) COATING OVER ZINC-COATED STEEL FENCE COMPONENTS IN ACCORDANCE WITH FS RR-F-191/1, TYPE IV FOR FENCING SYSTEMS. PVC COATING SHALL BE GREEN IN COLOR AND A MINIMUM OF 0.10 INCH IN THICKNESS.
4. GROUND FENCE ON EITHER SIDE OF EVERY GATE AND AT OTHER LOCATIONS AS SPECIFIED.
5. PROVIDE GALVANIZED PERSONNEL GATE NOMINAL 12' WIDE BY 8' HIGH WITH PADLOCK GATE LATCH AND PRIVACY SLATS.
6. PROVIDE LOOP DETECTOR TO AUTOMATICALLY CLOSE GATE ONCE VEHICLE PASSES.



DAMMON ENGINEERING, INC.
 CHEF/OWNER REPRESENTATIVE
 CHEF/ENGINEER
 DAMMON, P. E.
 5100 L.L. AVE.
 SUITE 100
 BOSSIERE, LA 70056
 (985) 649-5312
 5/20/09

NAFAC

SYM	DESCRIPTION	DATE	APPR
	REVISED AS PER URS COMMENTS 9 OCTOBER 2009	11-6-09	RW

DEPARTMENT OF THE NAVY
NAVAL FACILITIES ENGINEERING COMMAND SOUTHEAST
 NAVAL AIR STATION JACKSONVILLE
 MISSISSIPPI
SOF RIVERINE AND COMBATANT CRAFT OPERATIONS FACILITY - PRE-FINAL
 SITE CIVIL DETAILS

JOHN C. STENNIS SPACE CENTER

DES: R. WITSE
 DRAW: J. LOOKE
 REVIEWED BY: R. WITSE
 PWD/CHK: T. ARBIB
 CHIEF ENGINEER: P. DAMMON

CODE ID NO. N4412 SIZE: D
 SCALE: AS SHOWN
 DRAWING NO. P-210
 STA. PROJ. NO. 510247
 WORK ORDER NO. N62467-05-0-0096
 CONTR. CENTER NO. 15026558
 DATE: 11 OF 132

1

2

3

4

5

C15

A

B

C

D