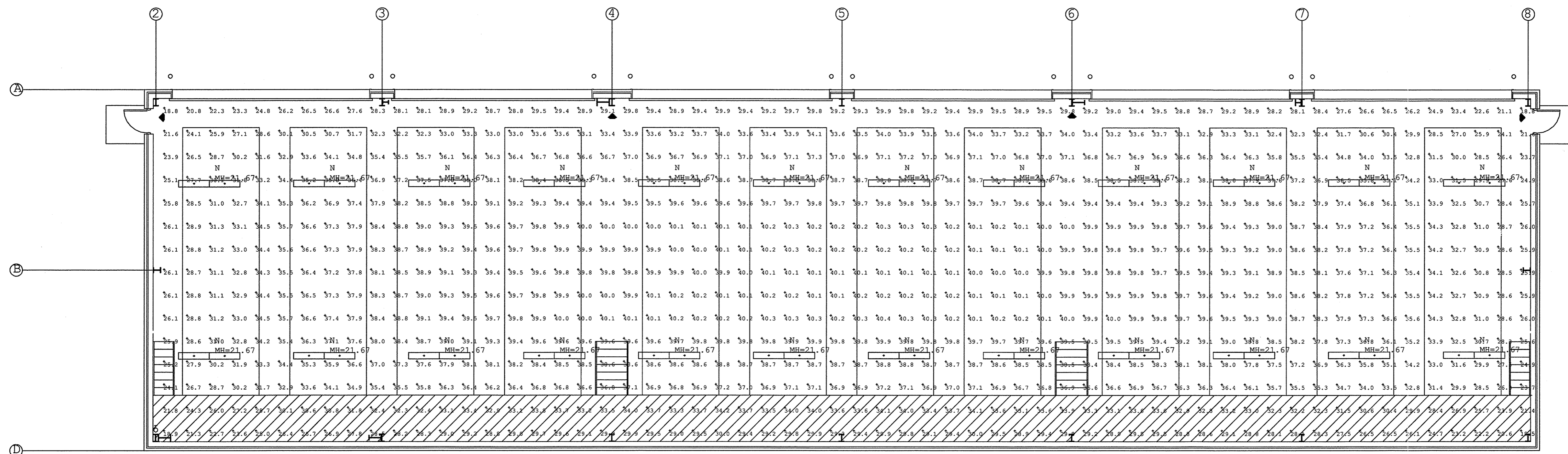


REV/DAT: FILE NAME: C:\Schlafly\ENGR\08010_SOF_Riverine\Drawings\Photometrics\OPS level 1 Photometrics pre-final.dwg LAYOUT NAME: PH1.3 PLOTTED: Wednesday, May 13, 2009 - 12:38pm




GENERAL NOTES THIS SHEET:

ALL FIXTURES TYPE N UNLESS NOTED OTHERWISE.


Luminaire Schedule						
Symbol	Qty	Label	Arrangement	Lumens	LLF	Description
	24	N	4FT TANDEM	2850	0.750	8T-I8-832-G-UNV-L8835-EB82-RIF1

Calculation Summary							
Label	CalcType	Units	Avg	Max	Min	Avg/Min	Max/Min
BOAT STORAGE Floor	Illuminance	Fc	35.01	40.4	18.5	1.89	2.18

BOAT STORAGE BLDG 2442
1ST FLOOR PLAN - PHOTOMETRICS
SCALE: 1/8"=1'-0"



SYMBOL	DESCRIPTION	DATE	APPR



SCHLAFLY ENGINEERING LLC
121 SOUTH GENOIS STREET
NEW ORLEANS LA 70119
PHONE 504-415-3347
FAX 504-482-7943
M. KIMBALL SCHLAFLY, P.E.
LA REG 27699



DES: K. SCHLAFLY DRW: K. SCHLAFLY
REVIEWED BY: R. WILTSE
PM/DM: T. ARTRIP
CHIEF ENG/ARCH: P. DAMMON

DEPARTMENT OF THE NAVY
NAVAL FACILITIES ENGINEERING COMMAND SOUTHEAST
NAVAL AIR STATION JACKSONVILLE
FLPT SOUTH ATLANTIC MISSISSIPPI
JOHN C. STENNIS SPACE CENTER
SOF RIVERINE AND COMBATANT
CRAFT OPERATIONS FACILITY
BLDG 2442 1ST FLOOR PHOTOMETRICS

CODE ID. NO. N4412 SIZE D
SCALE: 1/8"=1'-0"
MAXIMO NO. #####
STA. PROJ. NO. #####
WORK ORDER NO. #####
CONSTR. CONTR. NO. N62467-05-D-0096
NAVFAC DRAWING NO. #####-##-#####
SHEET XXX OF XXX

PH1.3
DRAWING REVISION: 01 JAN 2009

MAY 15, 2009