

201.49'


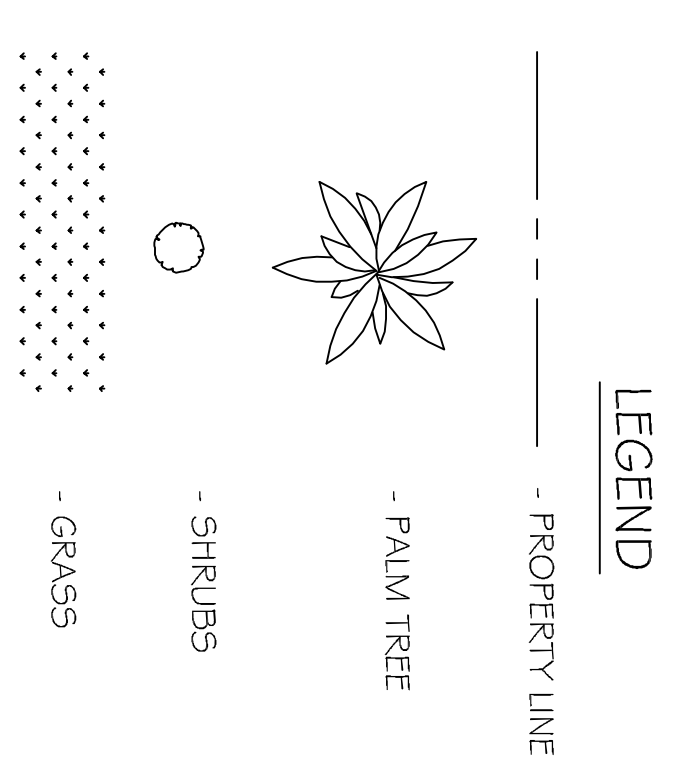
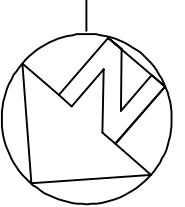
133.00'

206.29'

164.00'

50.00'

SITE PLAN  
SCALE: 1"=10'-0"



**DAMMON**  
ENGINEERING, INC.

CHIEF ENGINEER  
EMMETT  
DAMMON, P.E.

CHIEF ARCHITECT  
ROBERT  
WILTSE

1 095 FLORIDA AVENUE  
SLIDELL, LA. 70458  
OFFICE: 985-649-5832  
FAX: 985-641-5950

WEBSITE:  
WWW.DAMMONENGINEERING.COM  
EMAIL:  
DAMMONENG@BELL.SOUTH.NET

ARCHITECTURE  
ENGINEERING  
STUDIES  
PLANNING  
INVESTIGATION  
EXPERT WITNESS

NEW  
DENTAL  
OFFICE

DR. JONES  
7240 CROWDER BLVD.  
SUITE 102  
NEW ORLEANS, LA

SITE  
PLAN

REV:  
SCALE: AS NOTED  
JOB#:  
DATE: 04-11-12  
SHEET 1

C-1

OF 1