

# ROOM FINISH SCHEDULE

NAME	FLOOR	BASE	WALL	CEILING	REMARKS	
						TYPE
100 WAITING	V.C.T.	CERAMIC TILE	VINYL BASE	2x2 SUSP. ACOUST.	CLG. HGT.	NOTE: INSTALL MOISTURE RESISTANT GYPSUM BOARD (PAINTED) ON WALLS ABOVE CERAMIC TILE WITH CERAMIC TILE TO 42" HEIGHT.
101 JUN/SEX RESTROOM	CARPET	CERAMIC TILE	GYP. BD. PAINTED	GYP. BD. PAINTED		
102 RECEPTION/BUSINESS	CONC. W/SEALER	NONE	CERAMIC TILE TO 42" HT.			
103 TREATMENT 1			M.R. GYP. BD.			
104 TREATMENT 2						
105 CORRIDOR						
106 TREATMENT 3						
107 TREATMENT 4						
108 FUTURE TREATMENT						
109 HALL						
110 MENS RESTROOM						
111 WOMENS RESTROOM						
112 LAUNDRY						
113 OFFICE						
114 PRIVATE OFFICE						
115 PAN						
116 HALL						
117 STERILIZATION ROOM						
118 EQUIPMENT CLOSET						
119 DENTAL LAB						
120 CLOSET						
121 CLOSET						
122 STAFF LOUNGE						
123 HALL						
124 CLERICAL						
125 ASSOCIATES OFFICE						

# WINDOW SCHEDULE

MARK	DESCRIPTION	TYPE	FRAME	GLASS	LITES	ACCESSORIES	REMARKS
A	3'-0"x5'-0"	ALUM. STOREFRONT					
B	3'-0"x5'-0"	ALUMINUM HOLLOW METAL					
		TINTED LOW E					
		OBSCURE GLAZING					
		PLAIN TEMPERED-SAFETY					
		NONE					
		ALARM SCREEN SHUTTER					
		NONE					

# DOOR & HARDWARE SCHEDULE

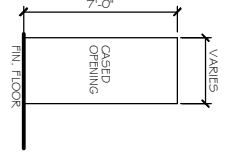
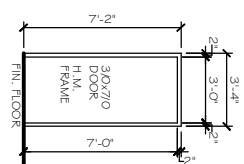
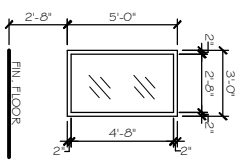
MARK	DESCRIPTION	TYPE	FRAME	HINGE	LOCK	ACCESSORIES	REMARKS
1	3'0x7'0"	S. C. WOOD					
2	3'0x7'0"	H. C. WOOD					
3	3'0x7'0"	SLIDING POCKET					
4	6'0x7'0"	HOLLOW METAL ALUM. & GLASS					
5	3'0x7'0"	HOLLOW METAL CASSED OPENING					CASSED OPENING
6	3'0x7'0"	WOOD CASSED OPENING					CASSED OPENING
7	PR 2'6x7'0"	ALUMINUM BUTT 1-1/2 PR					
8	6'4x7'0"	WOOD CASSED OPENING					CASSED OPENING
9	3'5x7'0"	ALUMINUM CASSED OPENING					CASSED OPENING
10	3'0x7'0"	WOOD CASSED OPENING					CASSED OPENING
11	3'0x7'0"	ALUMINUM CASSED OPENING					1 HOUR RATED DOOR

### DOOR & HARDWARE NOTES:

1. ANY GLAZING TO BE LAMINATED SAFETY GLASS.
2. COORDINATE KEYING SCHEDULE WITH OWNER.
3. DOOR STOPS TO BE SELECTED BY OWNER.
4. WEATHER-STRIP & THRESHOLD FINISH TO COMPLEMENT OTHER HARDWARE.
5. ALL NEW EXTERIOR DOORS RATED FOR 140 MPH.

# GENERAL NOTES

1. INSULATION AND INSULATION ASSEMBLIES SHALL MEET THE REQUIREMENTS OF SECTION 7.19.
2. PROVIDE 5x5' LANDING, LEVEL WITH FINISHED FLOOR, OUTSIDE EXTERIOR DOORS ON WEST SIDE OF BUILDING. THRESHOLDS SHALL BE NOT MORE THAN 1/2" IN HEIGHT AND SHALL BE BEVELED IF MORE THAN 1/4".
3. CONTRACTOR TO VERIFY ALL SITE CONDITIONS, BUILDING LOCATIONS, AND DIMENSIONS PRIOR TO CONSTRUCTION.
4. MATERIALS SHALL BE NEW AND U.L. LISTED.
5. NO WORK SHALL BE CONCEALED UNTIL APPROVED BY LOCAL INSPECTORS.
6. CONSTRUCTION SHALL COMPLY WITH ALL PARISH, STATE, AND LOCAL CODES.
7. CONTRACTOR TO GUARANTEE WORK FOR ONE YEAR.
8. CONTRACTOR SHALL FURNISH WATER AND POWER FROM EXISTING SOURCES.
9. EXTERIOR CAULKING SHALL BE THICK CAULK.
10. PAINT GRADE TO SHALL BE SHERWIN WILLIAMS OR EQUIVALENT. ALL WORK TO RECEIVE 3 COATS. COLOR SELECTION BY OWNER.
11. PROVIDE CLEANUP ON A REGULAR BASIS. NO TRASH STORED IN BUILDING.
12. ALL BATT INSULATION SHALL HAVE A CLASS "A" (0-25) FLAME SPREAD IN COMPLIANCE WITH APPLICABLE CODE.
13. USE 6" STUDS, OR 4" STAGGERED STUDS AT ALL PLUMBING WALLS.
14. PROVIDE GALVANIZED METAL PAN WITH DRAIN AT WATER HEATER LOCATION.
15. ALL CORNERS SHALL BE PROPERLY BRACED FOR WIND LOADS. A 48" SHEATHING SHALL BE PROVIDED EVERY 20 FEET OF WALL LENGTH.
16. INTERIOR LOCKS ON DOORS IN MEANS OF EGRESS SHALL NOT REQUIRE THE USE OF A KEY, SPECIAL KNOWLEDGE, OR SPECIAL DEVICE TO OPEN IN THE DIRECTION OF EGRESS.
17. ALL DOORS SHALL HAVE LEVER TYPE HANDLES.
18. INTERIOR WALLS AND CEILING SHALL HAVE A FLAME SPREAD OF 0-200 AND A SMOKE DEVELOPMENT RATING OF 0-450.
19. ALL WORK SHALL COMPLY WITH THE LATEST EDITION OF ALL LOCAL, STATE, AND NATIONAL CODES COVERING THE TYPE OF WORK BEING PERFORMED.
20. ALL FIRE WALLS SHALL EXTEND TIGHT TO ROOF DECK AND BE SEALED WITH AN APPROVED FIRE CAULK.
21. ALL ELECTRICAL, MECHANICAL, AND PLUMBING MATERIALS PENETRATING FIRE WALLS SHALL BE FIRE CALKED. (PENETRATIONS THROUGH RATED CONSTRUCTION SHALL BE SEALED WITH A MATERIAL CAPABLE OF PREVENTING THE PASSAGE OF FLAMES AND HOT GASES WHEN TESTED IN ACCORDANCE WITH ASTM E814.)
22. SERVICE COUNTER SHALL HAVE A HCP ACCESSIBLE WRITING SURFACE, MAX. 36" FROM F.F. (ADAAG MANUAL 1998, PG. 1.35)



# WINDOW TYPES

# DOOR TYPES

OFFICE RENOVATION FOR DR. KRISTI SOILEAU, DDS, MED PERIODONTAL COSMETIC AND REGENERATIVE SURGERY  
3634 COLISEUM NEW ORLEANS, LOUISIANA

JOB No: 2188 DATE: 11-14-2013  
DRAWN BY: JTL CHECKED BY: CKD

**DAMMON ENGINEERING, INC.**  
Architects & Engineers

CHIEF ARCHITECT: KEVIN KINCHEN  
554 OLD SPANISH TRAIL  
SLIDE, LA 70458

dammoneng@bellsouth.net  
554 OLD SPANISH TRAIL  
PHONE: 985-649-5832  
FAX: 985-641-5950

REVISIONS	
#	DESCRIPTION

FINISH, WINDOW, & DOOR SCHEDULES

SHEET No: 11 OF 15

A-5