

# LCAT24

2' x 4' LED CONTEMPORARY ARCHITECTURAL TROFFER

DATE:	LOCATION:
TYPE:	PROJECT:
CATALOG #:	

## FEATURES

- High efficiency acrylic center lens features linear prisms for high performance without pixelation
- Appropriate for offices, schools, medical, and public spaces
- High performance reflector with matte white paint standard
- HE lumen packages available
- LED modules and electrical accessible from below
- Optional architecturally styled integration of daylight and occupancy sensor(s)
- QR code traceability
- Compatible with Dual-Lite inverters



## CONTROLS TECHNOLOGY



## SPECIFICATIONS

### CONSTRUCTION

- Luminaire housing, reflectors and end caps are die-formed code-gauge cold-rolled steel
- High transmission extruded acrylic enclosed lens features linear prisms with custom frost for high efficacy without pixelation
- All reflective surfaces are finished after fabrication with unique formula high-reflectivity matte white paint for soft, uniform indirect illumination

### OPTICS

- Removable lens for easy access to LED module and electrical components

### INSTALLATION

- An access plate is furnished with each luminaire for fast wiring access without the necessity to open the fixture or wireway
- Luminaire fits recessed exposed Grid ceilings (G); four integral NEC compliant T-bar clips are standard
- Can be placed in Slot Grid (SG) style ceiling with regress 3/8" above ceiling plane
- A Flange Kit (FK) accessory is available for recessed hard ceiling applications
- Surface Mount (SM) option allows placement below ceiling plane
- Cable Mount (CM) option allows suspension below ceiling plane

### ELECTRICAL

- 60,000 hour LEDs at L80 for reduced maintenance

### ELECTRICAL (CONTINUED)

- 83 CRI standard or optional 90 CRI for color sensitive applications

### CONTROLS

- Optional SpectraSync™ offers two modes of Tunable White solutions and integrates seamlessly into a variety of control systems
- NX Distributed Intelligence™ provides options for standalone and networked integrated sensor with wired or wireless connectivity for NX system deployments

### TECHNOLOGY

- SpectraSAFE™ is a scalable, cloud-enabled and lighting-based wireless video security solution for interior commercial and industrial applications

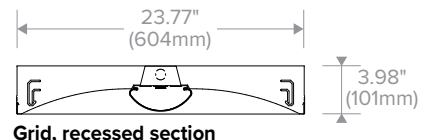
### CERTIFICATIONS

- IC label is standard for recessed products. Note that IC label is void if product is installed on site with a combination of both battery pack plus through wiring or for air return fixtures
- All luminaires are built to UL1598 and 2108 standards, and bear appropriate cCSAus labels
- CSA certified to UL 924 standards with battery pack or DTS (Dimming Bypass Module) options
- Damp Location label standard
- Adheres to LM79, LM80, and TM21 industry standards



## RELATED PRODUCTS

- [LCAT12](#)   
 [LCAT14](#)   
 [LCAT22](#)



### CERTIFICATIONS (CONTINUED)

- DLC® (DesignLights Consortium) Qualified, with some Premium Qualified configurations. Please refer to the DLC website for specific product qualifications at [www.designlights.org](http://www.designlights.org)
- NX is available in U.S., Canada and Mexico. For other locations consult factory
- The DTS, Dimming Bypass Module, is for emergency circuit control loads including sensors and wireless systems CSA certified to UL 924. See page 8 for wiring diagram. [Link to Dimming Bypass Module Specification sheet](#)
- This product qualifies as a "designated country construction material" per FAR 52.225-11 Buy American-Construction Materials under Trade Agreements effective 04/03/2020. [See Buy American Solutions](#)

### WARRANTY

- 5 year warranty
- See [HLI Standard Warranty](#) for additional information

KEY DATA	
Lumen Range	2142-9304
Wattage Range	19-75
Efficacy Range (LPW)	92-141
Reported Life (Hours)	L80/60,000

# LCAT24

2' x 4' LED CONTEMPORARY ARCHITECTURAL TROFFER

DATE: \_\_\_\_\_ LOCATION: \_\_\_\_\_

TYPE: \_\_\_\_\_ PROJECT: \_\_\_\_\_

CATALOG #: \_\_\_\_\_

## ORDERING GUIDE

Example: LCAT24-35MLG-ESDU

CATALOG #

LCAT24	CRI		Color Temp	Delivered Lumens <sup>3</sup>		Ceiling Type	Shielding	Air Function	Driver		
<b>LCAT24</b> 2' x 4' LED Contemporary Architectural Troffer	Blank	>80	30	3000K	<b>XW</b>	2341-2524	<b>G</b>	Grid Lay-in <sup>4</sup>	<b>E</b>	Fixed Output	
	9	>90 <sup>1</sup>	35	3500K	<b>XWHE</b>	2458-2650	<b>SM</b>	Surface Mount <sup>5,12</sup>	<b>ED</b>	0-10V Dimming	
			40	4000K	<b>VW</b>	3124-3558			<b>ED1</b>	0-10V 1% Dimming	
	50	5000K	<b>2750T</b>	2700K-5000K SpectraSync™ Tunable White <sup>2</sup>	<b>MW</b>	3363-3831	<b>CM</b>	Cable Suspended Mount <sup>5,6</sup>	<b>EDD</b>	0-10V Dim-to-Dark	
					<b>MWHE</b>	3717-4234			<b>ESD</b>	Step Dimming <sup>7,9,13</sup>	
	<b>2765T</b>	2700K-6500K SpectraSync™ Tunable White <sup>2</sup>	LW	4268-4861	<b>ML</b>	4771-5434	R	Blank Curve Rectangular	<b>Blank</b> Static <b>A</b> Air Return Side Slots	<b>LUTH</b>	Hi-lume 1% EcoSystem LED driver with Soft-on, Fade-to-Black dimming technology <sup>7,9,13</sup>
				5443-6200	<b>HL</b>	6999-7972				<b>DALIP</b>	DALI Power Bus <sup>9,16</sup>
				8168-9304	<b>VL</b>						
					<b>XL</b>						

Voltage	Options	Control Options
U 120-277V	<b>ELL14</b> Emergency Battery Pack Installed, 1400 Lumens <sup>8,9</sup>	<b>NX Standalone</b>
347 347V <sup>14</sup>	<b>ELL14ST</b> Emergency Battery Pack, 1400 Lumens, Self Test <sup>8,9</sup>	<b>NXS</b> NX, PIR BT Occupancy/Daylight Sensor, Slide Mount <sup>13,14</sup>
	<b>ELL14H2</b> Emergency Battery Pack, 2-Hour Run Time <sup>8,9</sup>	<b>NX Networked – Wired</b>
	<b>DTS</b> Dimming Bypass Module <sup>9,10</sup>	<b>NXE</b> NX, Dual SmartPORTs <sup>13,14</sup>
	<b>C388</b> 3-wire Flex <sup>15</sup>	<b>NXES</b> NX, PIR BT Occupancy/Daylight Sensor, Slide Mount, Dual SmartPORTs <sup>13,14</sup>
	<b>C488</b> 4-wire Flex <sup>15</sup>	<b>NX Networked – Wireless</b>
	<b>C588</b> 5-wire Flex <sup>15</sup>	<b>NXSW</b> NX Wireless, PIR BT Occupancy/Daylight Sensor <sup>12,13,14</sup>
	<b>GLR</b> Fast Blow Fuse	<b>NXWE</b> NX Wireless Enabled <sup>12,13,14</sup>
	<b>EOR</b> End of Row (SM and CM only. Provides end wiring access for continuous row mounting.) <sup>5</sup>	<b>NX Networked – Wired/Wireless Hybrid</b>
	<b>INT</b> Intermediate (SM and CM only. Provides ends with wiring access for continuous row mounting.) <sup>5</sup>	<b>NXSWD</b> NX Wireless, PIR BT Occupancy/Daylight Sensor, Dual SmartPORTs <sup>13,14</sup>
	<b>CP</b> Chicago Plenum	<b>NXWD</b> NX Wireless, Dual SmartPORTs <sup>13,14</sup>
	<b>SAF</b> SpectraSAFE™ Integrated Surveillance Lighting System <sup>11</sup>	<b>Third-Party Control Options</b>
		<b>ODPG</b> Occupancy and Daylight Sensors w/ Grouping, Philips SNS200 <sup>9,16,20</sup>
		<b>LV</b> Lutron Vive Attached FCJS POWPAK Fixture Control (RF only for 0-10V drivers) <sup>9,17,18,19,20</sup>
		<b>LVR</b> Lutron Vive Integral Fixture Control DFCSJ-OEM-RF (RF only) <sup>9,16,18,20</sup>
		<b>LVS</b> Lutron Vive Integral Fixture Control DFCSJ-OEM-OCC (RF with daylight and occupancy sensing) <sup>9,16,18,20</sup>
		<b>ZRE</b> ControlScope® compatible <sup>9,20,21</sup>

### Accessories

- FK24** 2' x 4' Single Flange Kit (Shipped separately)
- CM48Y2SC3F-KIT** 48" Cable Mount Kit for 2' wide Cable Mount fixtures, 3-wire

Notes:

- 1 Not available with HE lumen output
- 2 Available with ED driver and 80 CRI only. Not available with HE, VL or XL lumen outputs
- 3 High efficacy versions designated with "HE"
- 4 For drywall, order G with Flange Kit Accessory
- 5 Not available with Air Return (A) air function
- 6 Order hanger accessories separately
- 7 Limitations apply based on lumen packages (see [Product Exceptions & Details](#))
- 8 For compatibility with Dual-Lite LiteGear® inverters, contact Hubbell Lighting Representative
- 9 Not available in 347V
- 10 For emergency circuit control loads including sensors and wireless systems CSA certified to UL 924. Only available with 0-10V drivers. Universal voltage only. See page 8 for wiring diagram
- 11 SpectraSync+NX+SAF can not be configured. Only available with NXE, NXWE or NXWD. Not available in 347V

**NX In-Fixture Control Options:**

- 12 NXSW, NXWE, NXSWD and NXWD cannot be used with surface mount versions
- 13 NX is not available with ESD, LUTH, or DALIP driver options
- 14 NX combined with Spectrasync is not available in 347V
- 15 For NX control and Flex Wire together, consult factory

**Third-Party Control Options:**

- 16 LVS, LVR and ODPG only available with DALIP driver option
- 17 Only available with ED driver option
- 18 VIVE is a trademark of Lutron Electronics Co., Inc
- 19 Installations controlled solely by the Lutron Pico controller require accessing the LV (Lutron FCJS) module for commissioning after the circuit has been energized
- 20 Not available with SpectraSync (2750T or 2765T)
- 21 Registered trademark of Daintree Networks, used by permission

For questions about configuration options, contact Hubbell Representative

DATE:	LOCATION:
TYPE:	PROJECT:
CATALOG #:	

**PRODUCT EXCEPTIONS & DETAILS**

Driver options listed below are available for the outputs as shown.

DRIVER AVAILABILITY TABLE											
	XW	XWHE	VW	VWHE	MW	MWHE	LW	ML	HL	VL	XL
E	X	X	X	X	X	X	X	X	X	X	X
ED	X	X	X	X	X	X	X	X	X	X	X
ED1	X	X	X	X	X	X	X	X	X	X	X
EDD			X		X		X	X	X		
ESD						X	X	X	X	X	X
LUTH	X		X		X		X	X	X		X
DALIP			X	X	X	X	X	X	X	X	X
347	X		X		X		X	X	X		X

**CONTROLS**

**NX Distributed Intelligence™ Lighting Controls:**

Supports both indoor and outdoor applications in a variety of deployment options- wired, wireless, hybrid. Integrates with and enables a wide array of luminaires including those with SpectraSync™ Color Tuning Technology.



NX INTEGRATED CONTROLS REFERENCE								
NX Option	Sensor	Networkable	Scheduling	Occupancy	Daylight Harvesting	0-10V Dimming	On/off Control	Bluetooth® App Programming
<b>NX Standalone</b>								
<a href="#">NXS</a>	<a href="#">NXSMP-SMI</a>	No	Yes	Yes	Yes	Yes	Yes	Yes
<b>NX Networked – Wired</b>								
<a href="#">NXE</a>	N/A	Yes	Yes	No	No	Yes	Yes	Requires <a href="#">NXBTC/R</a> <sup>1</sup>
<a href="#">NXES</a>	<a href="#">NXSMP-SMI</a>	Yes	Yes	Yes	Yes	Yes	Yes	Yes
<b>NX Networked – Wireless</b>								
<a href="#">NXSW</a>	<a href="#">NXSMP-SMI</a>	Yes	Yes	Yes	Yes	Yes	Yes	Yes
<a href="#">NXWE</a>	N/A	Yes	Yes	No	No	Yes	Yes	No <sup>2</sup>
<b>NX Networked – Wired/Wireless</b>								
<a href="#">NXSWD</a>	<a href="#">NXSMP-SMI</a>	Yes	Yes	Yes	Yes	Yes	Yes	Yes
<a href="#">NXWD</a>	N/A	Yes	Yes	No	No	Yes	Yes	Requires <a href="#">NXBTC/R</a> <sup>1,2</sup>

1 NXBTC/R needs to be plugged into an available NX SmartPORT™ on the fixture network  
 2 To program NXWE option, need to consult factory. If connected to an area controller, programming can be done from that

**Philips EasySense Controls ODPG Sensor:**



- Occupancy sensing, daylight harvesting, task tuning and grouping in one device
- Standalone control or grouping to wireless switches<sup>1</sup>
- Uses Philips field apps for on site commissioning<sup>2,3</sup>
- Ability to create scenes for various room configurations
- Cost-effective solution for energy-savings and code-compliance strategies
- DLC® Qualified: Listed on the QPL for Networked Lighting Controls. Please refer to the DLC website for specific product qualifications at [www.designlights.org](http://www.designlights.org)

1 Wireless switches only compatible with ODPG Philips EasySense  
 2 See link to Philips commissioning  
 3 Requires android device or IR dongle. See links for [phone compatibility](#) and [IR dongle](#)

**Wireless Switch Accessories<sup>1</sup>**

- [PESR-WH](#) EasySense compatible wireless single rocker switch, white
- [PEDR-WH](#) EasySense compatible wireless dual rocker switch, white



# LCAT24

2' x 4' LED CONTEMPORARY ARCHITECTURAL TROFFER

DATE:	LOCATION:
TYPE:	PROJECT:
CATALOG #:	

## CONTROLS (CONTINUED)

### SpectraSAFE™ Integrated Surveillance Lighting System

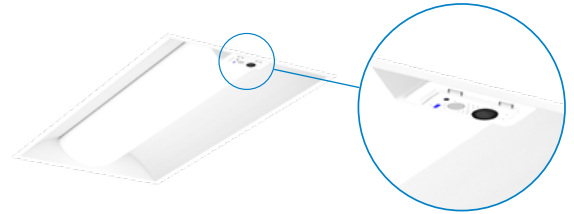


#### Technical Features

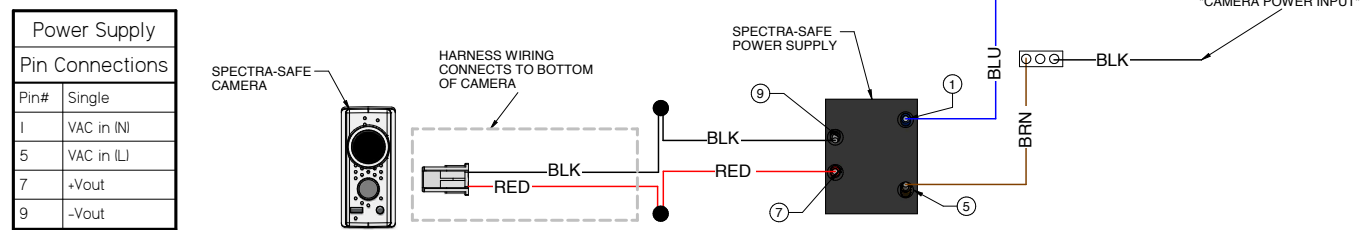
- High resolution 1080p full HD camera
- 2.8mm lens / 140° field of view
- IR emitter for low / no-light conditions
- [Multiple wiring configurations available](#)
- Supports 2-way audio communication
- Supports 2.4GHz WPA-PSK/WPA2-PSK Wi-Fi
- Data encrypted using AES 256 standard
- Low power consumption (2-5W)
- Transmissions secured using Open TLS / SSL

#### Software & Support

- Free Android, iOS and web-based app
- Versatile and supports multiple applications
- Multi-tenant web-based camera application
- Phone and in-app chat technical support
- Scalable cloud services and video storage
- Supported by a 5-year warranty



### SPECTRASAFE WIRING DIAGRAM



### SpectraSync™ Color Tuning Technology:

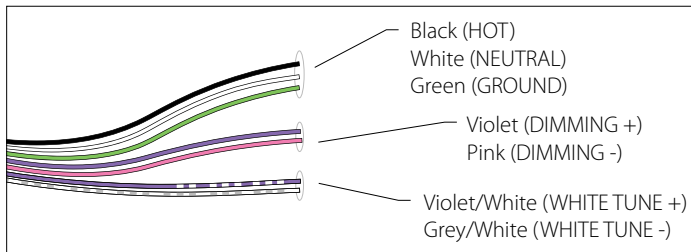
Control your space based on the needs of the application, specific activities throughout the day and preferences of the occupants with distinct SpectraSync™ Color Tuning Technologies.



SPECTRASync COLOR TUNING TECHNOLOGY		
Mode	Kelvin Range	Description
Tunable White	2700K–5000K 2700K–6500K	Offers users the ability to tailor CCT to their personal preference, enhancing task visibility, material and colors or the aesthetics of the space

### SpectraSync Tunable White

Available in two options: 2750T (2700K–5000K) or 2765T (2700K–6500K). Requires two 0–10V controllers, one for intensity and one for CCT. Minimum 5% dimming.

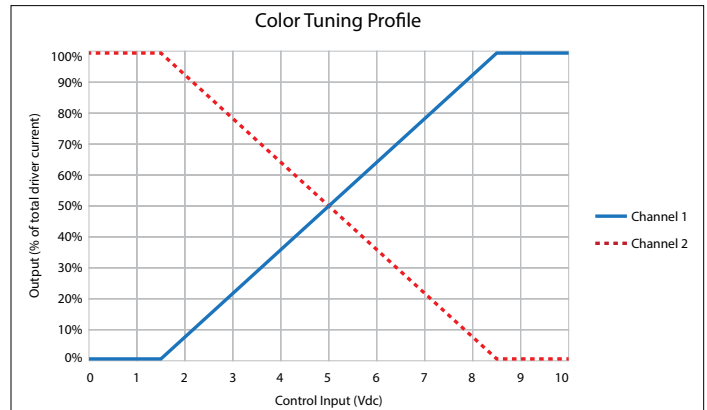


SpectraSync Tunable White luminaires are provided with two 0–10V circuits. The violet and pink circuit is for wiring to any qualified 0–10V controller for dimming. The violet/white and grey/white circuit is for wiring to any qualified 0–10V controller for Tunable White CCT control.

### Controller Manufacturer Data

SpectraSync Tunable White was designed to be used with sinking style dimmers (provided by others) and is compatible with:

- Hubbell Control Solutions (HCS): NX Distributed Intelligence™ Room Controllers (NXRC) and In-fixture Controllers (NXFM)
- Lutron: DDTV, DVSTV, and NFTV dimmers
- Wattstopper: ADF120277 and CD4BL (Titan) dimmers



To enable scheduling and for use with NX wall control preset stations please refer to Hubbell Control Solutions NX SpectraSync technical sheet.

# LCAT24

2' x 4' LED CONTEMPORARY ARCHITECTURAL TROFFER

## DELIVERED LUMENS, SPECTRASync™



Shielding	Lumen Output	Watts	2700		3000		3500		4000		5000		6500	
			Lumens	LPW	Lumens	LPW	Lumens	LPW	Lumens	LPW	Lumens	LPW	Lumens	LPW
Curve	XW	19	2240	117	2341	123	2383	125	2414	126	2493	131	2456	129
	VW	28	2990	108	3124	113	3180	115	3221	117	3327	121	3277	119
	MW	30	3218	107	3363	111	3424	113	3467	115	3582	119	3528	117
	LW	36	4084	113	4268	118	4345	120	4400	122	4545	126	4477	124
	ML	39	4566	118	4771	123	4857	125	4919	127	5081	131	5005	129
	HL	44	5209	118	5443	124	5541	126	5612	128	5797	132	5710	130
Rectangle	XW	20	2489	123	2601	128	2648	130	2682	132	2770	136	2728	134
	VW	28	3085	109	3224	114	3282	116	3324	118	3434	122	3382	120
	MW	30	3323	110	3472	115	3534	117	3580	119	3698	122	3642	121
	LW	36	4230	117	4420	122	4500	125	4557	126	4707	130	4637	128
	ML	39	4711	121	4923	127	5012	129	5076	131	5243	135	5164	133
	HL	43	5295	123	5533	128	5633	131	5705	132	5893	137	5804	135

## DELIVERED LUMENS

Product Availability 80 CRI				
Lumen Package	Shielding	Lumens	Input Watts	LPW
LCAT24-30XW	Curve	2341	19	123
LCAT24-30XWx-R	Rectangle	2601	20	128
LCAT24-30XWHE	Curve	2458	19	129
LCAT24-30XWHEx-R	Rectangle	2555	20	128
LCAT24-35XW	Curve	2424	19	127
LCAT24-35XWx-R	Rectangle	2690	20	133
LCAT24-35XWHE	Curve	2542	19	134
LCAT24-35XWHEx-R	Rectangle	2642	20	132
LCAT24-40XW	Curve	2458	19	129
LCAT24-40XWx-R	Rectangle	2732	20	135
LCAT24-40XWHE	Curve	2581	19	136
LCAT24-40XWHEx-R	Rectangle	2683	20	134
LCAT24-50XW	Curve	2524	19	132
LCAT24-50XWx-R	Rectangle	2805	20	138
LCAT24-50XWHE	Curve	2650	19	139
LCAT24-50XWHEx-R	Rectangle	2754	20	138
LCAT24-30VW	Curve	3124	28	113
LCAT24-30VWx-R	Rectangle	3224	28	114
LCAT24-30VWHE	Curve	3310	27	123
LCAT24-30VWHEx-R	Rectangle	3280	26	126
LCAT24-35VW	Curve	3217	28	117
LCAT24-35VWx-R	Rectangle	3334	28	118
LCAT24-35VWHE	Curve	3409	27	126
LCAT24-35VWHEx-R	Rectangle	3391	26	130
LCAT24-40VW	Curve	3267	28	118
LCAT24-40VWx-R	Rectangle	3386	28	120
LCAT24-40VWHE	Curve	3462	27	128
LCAT24-40VWHE-R	Rectangle	3443	26	132
LCAT24-50VW	Curve	3558	28	129
LCAT24-50VW-R	Rectangle	3476	28	123
LCAT24-50VWHE	Curve	3770	27	140
LCAT24-50VWHE-R	Rectangle	3535	26	136

Product Availability 90 CRI				
Lumen Package	Shielding	Lumens	Input Watts	LPW
LCAT24-930XW	Curve	2142	20	106
LCAT24-930XWx-R	Rectangle	2212	20	109
-	-	-	-	-
-	-	-	-	-
LCAT24-935XW	Curve	2187	20	108
LCAT24-935XWx-R	Rectangle	2259	20	111
-	-	-	-	-
-	-	-	-	-
LCAT24-940XW	Curve	2234	20	110
LCAT24-940XWx-R	Rectangle	2308	20	114
-	-	-	-	-
-	-	-	-	-
LCAT24-950XW	Curve	2380	20.3	117
LCAT24-950XWx-R	Rectangle	2458	20.3	121
-	-	-	-	-
-	-	-	-	-
LCAT24-930VW	Curve	2655	28	96
LCAT24-930VWx-R	Rectangle	2740	28	97
-	-	-	-	-
-	-	-	-	-
LCAT24-935VW	Curve	2717	28	98
LCAT24-935VWx-R	Rectangle	2799	28	99
-	-	-	-	-
-	-	-	-	-
LCAT24-940VW	Curve	2780	28	101
LCAT24-940VWx-R	Rectangle	2859	28	101
-	-	-	-	-
-	-	-	-	-
LCAT24-950VW	Curve	2936	28	106
LCAT24-950VWx-R	Rectangle	3045	28	108
-	-	-	-	-
-	-	-	-	-

(Tables continue on next page.)

**LCAT24**

2' x 4' LED CONTEMPORARY ARCHITECTURAL TROFFER

DATE: \_\_\_\_\_ LOCATION: \_\_\_\_\_

TYPE: \_\_\_\_\_ PROJECT: \_\_\_\_\_

CATALOG #: \_\_\_\_\_

**DELIVERED LUMENS, CONT'D**

Product Availability 80 CRI				
Lumen Package	Shielding	Lumens	Input Watts	LPW
LCAT24-30MW	Curve	3363	30	111
LCAT24-30MWx-R	Rectangle	3472	30	115
LCAT24-30MWHE	Curve	3717	31	120
LCAT24-30MWHE-R	Rectangle	3660	29	126
LCAT24-35MW	Curve	3464	30	115
LCAT24-35MWx-R	Rectangle	3590	30	119
LCAT24-35MWHE	Curve	3829	31	124
LCAT24-35MWHE-R	Rectangle	3785	29	131
LCAT24-40MW	Curve	3518	30	116
LCAT24-40MWx-R	Rectangle	3646	30	121
LCAT24-40MWHE	Curve	3888	31	125
LCAT24-40MWHE-R	Rectangle	3843	29	133
LCAT24-50MW	Curve	3831	30	127
LCAT24-50MWx-R	Rectangle	3744	30	124
LCAT24-50MWHE	Curve	4234	31	137
LCAT24-50MWHEx-R	Rectangle	3946	29	136
LCAT24-30LW	Curve	4268	36	118
LCAT24-30LWx-R	Rectangle	4420	36	122
LCAT24-35LW	Curve	4396	36	122
LCAT24-35LWx-R	Rectangle	4570	36	127
LCAT24-40LW	Curve	4465	36	124
LCAT24-40LWx-R	Rectangle	4642	36	129
LCAT24-50LW	Curve	4861	36	135
LCAT24-50LWx-R	Rectangle	4766	36	132
LCAT24-30ML	Curve	4771	39	123
LCAT24-30MLx-R	Rectangle	4923	39	127
LCAT24-35ML	Curve	4914	39	127
LCAT24-35MLx-R	Rectangle	5091	39	131
LCAT24-40ML	Curve	4990	39	129
LCAT24-40MLx-R	Rectangle	5170	39	133
LCAT24-50ML	Curve	5434	39	140
LCAT24-50MLx-R	Rectangle	5308	39	137
LCAT24-30HL	Curve	5443	44	124
LCAT24-30HLx-R	Rectangle	5533	43	128
LCAT24-35HL	Curve	5606	44	127
LCAT24-35HLx-R	Rectangle	5721	43	133
LCAT24-40HL	Curve	5694	44	129
LCAT24-40HLx-R	Rectangle	5810	43	135
LCAT24-50HL	Curve	6200	44	141
LCAT24-50HLx-R	Rectangle	5966	43	138
LCAT24-30VL	Curve	6999	59	119
LCAT24-30VLx-R	Rectangle	6952	58	121
LCAT24-35VL	Curve	7209	59	122
LCAT24-35VLx-R	Rectangle	7189	58	125
LCAT24-40VL	Curve	7321	59	124
LCAT24-40VLx-R	Rectangle	7301	58	127
LCAT24-50VL	Curve	7972	59	135
LCAT24-50VLx-R	Rectangle	7496	58	130
LCAT24-30XL	Curve	8168	74	111
LCAT24-30XLx-R	Rectangle	8112	75	109
LCAT24-35XL	Curve	8412	74	114
LCAT24-35XLx-R	Rectangle	8388	75	112
LCAT24-40XL	Curve	8547	74	116
LCAT24-40XLx-R	Rectangle	8519	75	114
LCAT24-50XL	Curve	9304	74	126
LCAT24-50XLx-R	Rectangle	8747	75	117

Product Availability 90 CRI				
Lumen Package	Shielding	Lumens	Input Watts	LPW
LCAT24-930MW	Curve	2859	30	95
LCAT24-930MWx-R	Rectangle	2953	30	98
-	-	-	-	-
-	-	-	-	-
LCAT24-935MW	Curve	2926	30	97
LCAT24-935MWx-R	Rectangle	3015	30	100
-	-	-	-	-
-	-	-	-	-
LCAT24-940MW	Curve	2993	30	99
LCAT24-940MWx-R	Rectangle	3080	30	102
-	-	-	-	-
-	-	-	-	-
LCAT24-950MW	Curve	3161	30	105
LCAT24-950MWx-R	Rectangle	3280	30	109
-	-	-	-	-
-	-	-	-	-
LCAT24-930LW	Curve	3628	36	100
LCAT24-930LWx-R	Rectangle	3759	36	104
LCAT24-935LW	Curve	3713	36	103
LCAT24-935LWx-R	Rectangle	3838	36	106
LCAT24-940LW	Curve	3798	36	105
LCAT24-940LWx-R	Rectangle	3920	36	109
LCAT24-950LW	Curve	4012	36	111
LCAT24-950LWx-R	Rectangle	4175	36	116
LCAT24-930ML	Curve	4055	39	105
LCAT24-930MLx-R	Rectangle	4186	39	108
LCAT24-935ML	Curve	4150	39	107
LCAT24-935MLx-R	Rectangle	4274	39	110
LCAT24-940ML	Curve	4246	39	109
LCAT24-940MLx-R	Rectangle	4366	39	113
LCAT24-950ML	Curve	4484	39	116
LCAT24-950MLx-R	Rectangle	4651	39	120
LCAT24-930HL	Curve	4810	43	112
LCAT24-930HLx-R	Rectangle	4704	43	109
LCAT24-935HL	Curve	4913	43	114
LCAT24-935HLx-R	Rectangle	4803	43	111
LCAT24-940HL	Curve	5019	43	116
LCAT24-940HLx-R	Rectangle	4907	43	114
LCAT24-950HL	Curve	5346	43	124
LCAT24-950HLx-R	Rectangle	5227	43	121
LCAT24-930VL	Curve	5883	58	102
LCAT24-930VLx-R	Rectangle	5912	58	103
LCAT24-935VL	Curve	6007	58	104
LCAT24-935VLx-R	Rectangle	6036	58	105
LCAT24-940VL	Curve	6136	58	107
LCAT24-940VLx-R	Rectangle	6166	58	107
LCAT24-950VL	Curve	6537	58	114
LCAT24-950VLx-R	Rectangle	6568	58	114
LCAT24-930XL	Curve	7058	75	95
LCAT24-930XLx-R	Rectangle	6895	75	92
LCAT24-935XL	Curve	7207	75	97
LCAT24-935XLx-R	Rectangle	7043	75	94
LCAT24-940XL	Curve	7362	75	99
LCAT24-940XLx-R	Rectangle	7194	75	96
LCAT24-950XL	Curve	7842	75	105
LCAT24-950XLx-R	Rectangle	7664	75	103

# LCAT24

2' x 4' LED CONTEMPORARY ARCHITECTURAL TROFFER

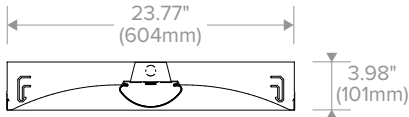
DATE: \_\_\_\_\_ LOCATION: \_\_\_\_\_

TYPE: \_\_\_\_\_ PROJECT: \_\_\_\_\_

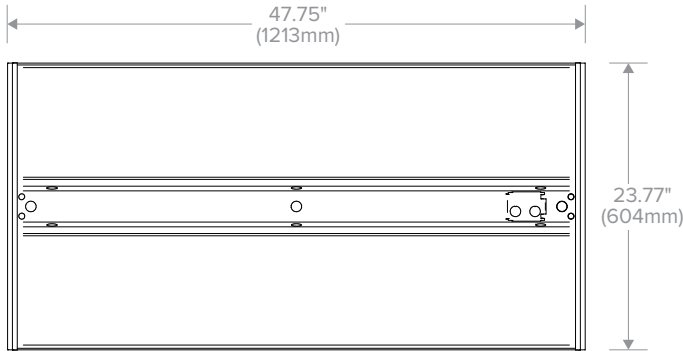
CATALOG #: \_\_\_\_\_

## DIMENSIONS

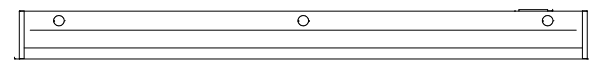
### GRID



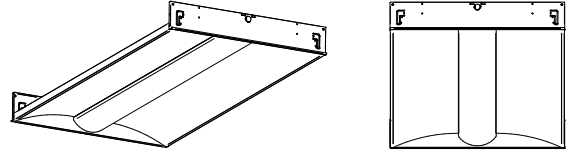
Grid, recessed section



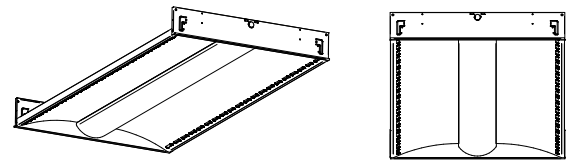
Grid, back of housing



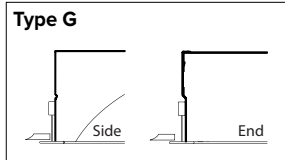
### GRID, STATIC



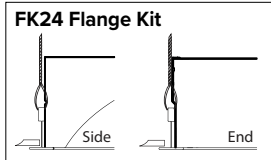
### GRID, AIR RETURN



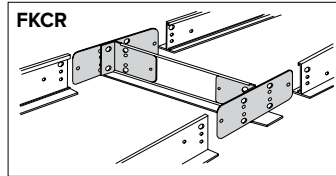
## CEILING COMPATIBILITY



For lay-in installation in exposed grid ceilings. Maximum tee widths of 1" and maximum tee heights of 2" allowed.



For hard ceiling applications, order FK24 flange kit. Flange kit wires directly into concealed ceiling opening for a clean, finished appearance.

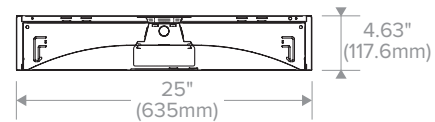
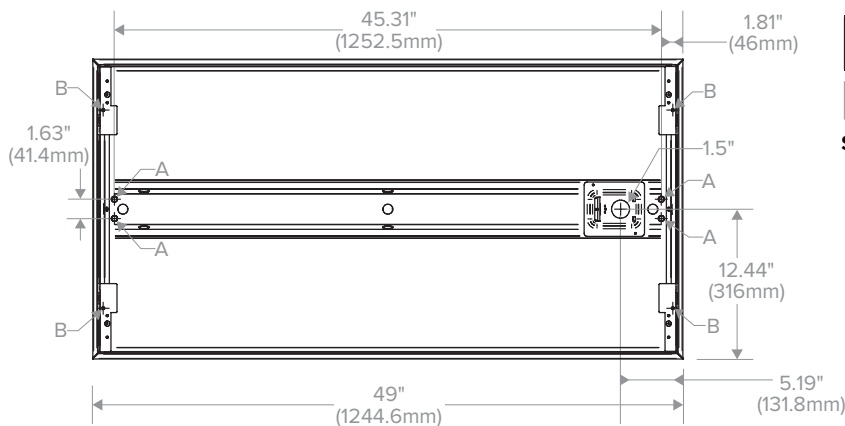


For flanged fixtures in row configurations, the FKCR adapter bracket kit is required in addition to the FK24 kit. Order one less FKCR than the total number of fixtures in row. (Example: Row of two, order (2) FK24 & (1) FKCR)

Row cut out dimensions using FK24s & FKCR adapters:  
Width 24<sup>3</sup>/<sub>8</sub>", Length [48" x (# in row)] + <sup>3</sup>/<sub>8</sub>".  
Example: (48" x 2) + <sup>3</sup>/<sub>8</sub>" = 96<sup>3</sup>/<sub>8</sub>"

**Flange kit cut out dimension for single unit only: 24<sup>3</sup>/<sub>8</sub>" x 48<sup>3</sup>/<sub>8</sub>"**

## SURFACE MOUNT OR CABLE MOUNT, STATIC ONLY



Surface section (SM)

### Surface Mount:

Order SM ceiling type. Mounting collar required for surface mounting. (4) Mounting knock-outs, 3/8", provided in center channel as indicated at left, marked A.

### Cable Mount:

Order CM ceiling type. Use CM48Y2SC3F-KIT 48" Cable Mount Kit for 2" wide CM trim fixtures. Mounting holes are provided in diagonal straps shown at left, marked B.

### Surface Mount (SM) and Cable Mount (CM), back of housing

\* For Cable Mount a 2" x 3" access plate with (4) 3/8" KOs provided in place of Mounting Collar shown.

**NOTE:** All dimensions are in inches; dimensions and specifications are subject to change without notice. Please consult factory or check sample for verification.

# LCAT24

2' x 4' LED CONTEMPORARY ARCHITECTURAL TROFFER

DATE: \_\_\_\_\_ LOCATION: \_\_\_\_\_

TYPE: \_\_\_\_\_ PROJECT: \_\_\_\_\_

CATALOG #: \_\_\_\_\_

## PHOTOMETRY

### LCAT24-35LWG-EU

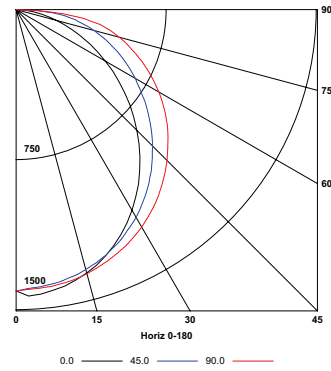
#### LUMINAIRE DATA

Test No.	16519
Description	2' x 4' LED architectural troffer with frosted linear prisms lens
Delivered Lumens	4396
Watts	36.10
Efficacy	122
Mounting	Recessed
Spacing Criterion	0° = 1.22 90° = 1.32

#### ZONAL LUMEN SUMMARY

Zone	Lumens	% Luminaire
0-30	1098	25
0-40	1804	41
0-60	3240	73.7
0-90	4396	100
0-180	4396	100

#### POLAR GRAPH



### LCAT24-35MLG-EU

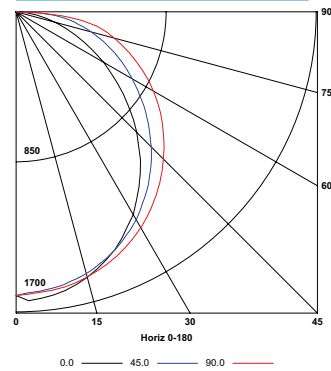
#### LUMINAIRE DATA

Test No.	16522
Description	2' x 4' LED architectural troffer with frosted linear prisms lens
Delivered Lumens	4914
Watts	38.80
Efficacy	127
Mounting	Recessed
Spacing Criterion	0° = 1.22 90° = 1.30

#### ZONAL LUMEN SUMMARY

Zone	Lumens	% Luminaire
0-30	1250	25.4
0-40	2049	41.7
0-60	3648	74.2
0-90	4914	100
0-180	4914	100

#### POLAR GRAPH



### LCAT24-35HLG-EU

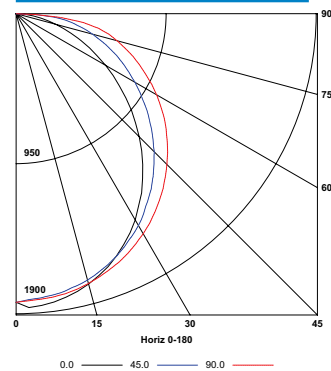
#### LUMINAIRE DATA

Test No.	16525
Description	2' x 4' LED architectural troffer with frosted linear prisms lens
Delivered Lumens	5607
Watts	44.00
Efficacy	127
Mounting	Recessed
Spacing Criterion	0° = 1.22 90° = 1.31

#### ZONAL LUMEN SUMMARY

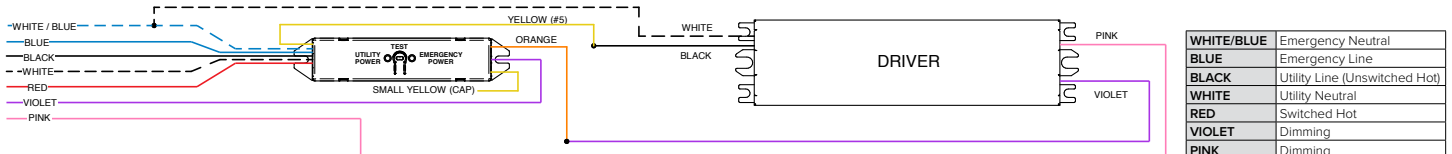
Zone	Lumens	% Luminaire
0-30	1422	25.4
0-40	2333	41.6
0-60	4161	74.2
0-90	5607	100
0-180	5607	100

#### POLAR GRAPH



## ADDITIONAL INFORMATION

### DTS WIRING DIAGRAM (0-10V DIMMING DRIVER SHOWN)



All product and company names, logos and product identifiers are trademarks™ or registered trademarks® of Hubbell Lighting, Inc. or their respective owners. Use of them does not necessarily imply any affiliation with or endorsement by such respective owners.