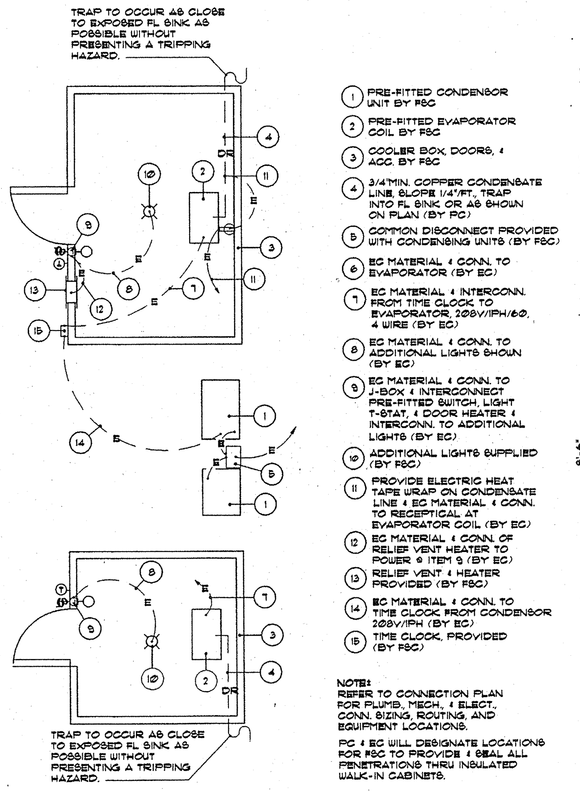

1. PRE-FITTED CONDENSOR UNIT BY F&C
2. PRE-FITTED EVAPORATOR COIL BY F&C
3. COOLER BOX DOORS, & ACC. BY F&C
4. 3/4"MIN. COPPER CONDENSATE LINE SLOPE 1/4"/FT., TRAP INTO FL SINK OR AS SHOWN ON PLAN (BY PC)
5. COYMON DISCONNECT PROVIDED WITH CONDENSING UNITS (BY F&C)
6. EC MATERIAL & CONN. TO EVAPORATOR (BY EC)
7. EC MATERIAL & INTERCONN. FROM TIME CLOCK TO EVAPORATOR 208V/1PH/60, 4 WIRE (BY EC)
8. EC MATERIAL & CONN. TO ADDITIONAL LIGHTS SHOWN (BY EC)
9. EC MATERIAL & CONN. TO J-BOX & INTERCONNECT PRE-FITTED SWITCH, LIGHT T-STAT, & DOOR HEATER & INTERCONN. TO ADDITIONAL LIGHTS (BY EC)
10. ADDITIONAL LIGHTS SUPPLIED (BY F&C)
11. PROVIDE ELECTRIC HEAT TAPE WRAP ON CONDENSATE LINE & EC MATERIAL & CONN. TO RECEPTICAL AT EVAPORATOR COIL (BY EC)
12. EC MATERIAL & CONN. OF RELIEF VENT HEATER TO POWER & ITEM 9 (BY EC)
13. RELIEF VENT & HEATER PROVIDED (BY F&C)
14. EC MATERIAL & CONN. TO TIME CLOCK FROM CONDENSOR 208V/1PH (BY EC)
15. TIME CLOCK, PROVIDED (BY F&C)

NOTE:
REFER TO CONNECTION PLAN FOR PLUMB., MECH. & ELECT. CONN. SIZING, ROUTING, AND EQUIPMENT LOCATIONS.

PC & EC WILL DESIGNATE LOCATIONS FOR F&C TO PROVIDE & SEAL ALL PENETRATIONS THRU INSULATED WALK-IN CABINETS.

1 WALK-IN COOLER/FREEZER M + E CONN. 2 WALK-IN REFRIGERATOR/FREEZER BOX

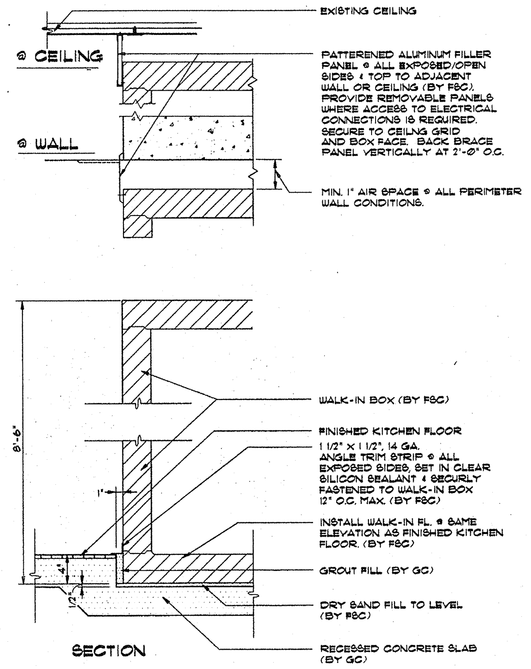

1. DISPOSER (BY F&C)
2. SCRAPPING TROUGH (BY F&C)
3. DISPOSER CONTROLS (BY F&C)
4. 1/2" GLOBE VALVE (BY F&C)
5. VACUUM BREAKER (BY F&C)
6. WATER INLET FITTING (BY F&C)
7. NOT USED
8. SOLENOID VALVE (BY F&C)
9. PRE-RINSE SPRAY OR FAUCET (BY F&C)
10. SHOCK ABSORBER (BY PC)
11. 3/4" SOLENOID VALVE (BY F&C)
12. 3/4" TEMPERING VALVE (BY F&C)
13. 3/4" BRASS SWING CHECK VALVE (BY F&C)
14. PRE-RINSE SINK (BY F&C)

NOTE:
ALL MATERIAL & CONNECTIONS BETWEEN EQUIPMENT & ACC. SUPPLIED BY F&C ARE BY PC & EC.

REF. TO CONNECTION PLAN FOR ELECT. REQUIREMENTS.

3 SCRAPPING TROUGH/DISPOSER M & E CONNECTIONS

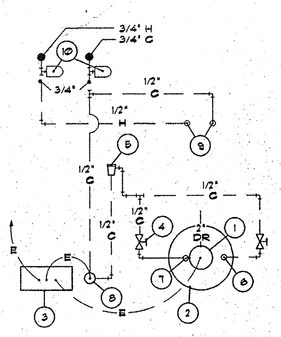

1. DISPOSER (BY F&C)
2. DISPOSER CONE (BY F&C)
3. DISPOSER CONTROLS (BY F&C)
4. 1/2" GLOBE VALVE (BY F&C)
5. VACUUM BREAKER (BY F&C)
6. WATER INLET FITTING (BY F&C)
7. 1/2" FLOW CONTROL (BY F&C)
8. SOLENOID VALVE (BY F&C)
9. PRE-RINSE SPRAY OR FAUCET (BY F&C)
10. SHOCK ABSORBER (BY PC)

NOTE:
ALL MATERIAL & CONNECTIONS BETWEEN EQUIPMENT & ACC. SUPPLIED BY F&C ARE BY PC & EC.

REF. TO CONNECTION PLAN FOR ELECT. REQUIREMENTS.

4 DISPOSER M + E CONN.

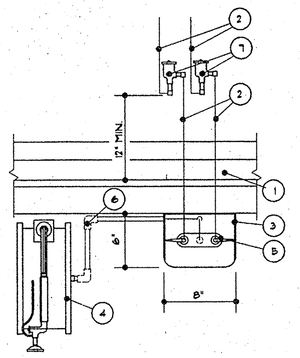

1. DISHTABLE (BY F&C)
2. 1/2" H & C LINES (BY PC)
3. FIXTURE SUPPORT BRACKET (BY F&C)
4. HOSE REEL WELD TO BOT OF DISHTABLE (BY F&C)
5. FAUCET TRIM (BY F&C)
6. PIPE & FITTINGS (BY PC)
7. WALL-MOUNT PRESSURE TYPE VACUUM BREAKERS (BY F&C)

NOTE:
ALL MATERIAL & CONNECTIONS BETWEEN EQUIPMENT & ACCESSORIES SUPPLIED BY F&C ARE BY PC.

VACUUM BREAKER TO BE INSTALLED BY PC WITH COPPER PIPE AND FITTINGS.

3 UNDERCOUNTER HOSE REEL

SKILLED NURSING

ITEM	QTY.	DESCRIPTION	ELECTRICAL TAG	V/PH	KW	HP	AMPS	HT.	MECHANICAL TAG	SIZE	BTUM	HT.	NOTES
302		BEVERAGE TABLE							H1C	1/2"			SINK FAUCET: CONN. TO DMF REQ'D (BY PC)
									W1	2"			SINK DRAIN: EXTEND TO FS (BY PC)
									W2	3/4"			URN DRAIN: EXTEND TO FS (BY PC)
303		TEA DISPENSER	EP	120V/1PH			20A CIRCUIT						WALL ER +46" ⊂ REQ'D (BY EC)
									C	1/4"			ROUGH-IN WITH STOP & ESCUTCHEON +44" (BY PC): CONN. BY VENDOR
306	1	(3) DECANTER COFFEE BREWER	EP	120V/1PH	1.8		15						WALL ER +46" ⊂ REQ'D (BY EC)
									C	1/4"			ROUGH-IN WITH STOP & ESCUTCHEON +44" (BY PC): CONN. BY VENDOR
308	1	REACH-IN REFRIGERATOR/FREEZER	EP	115V/1PH			16						WALL ER +88" REQ'D W/ NEMA 5-20R (BY EC)
309	1	MINI TWIN JUICE DISPENSER	EP	115V/1PH			3.3						WALL ER +46" ⊂ REQ'D (BY EC)
310	1	TOASTER	EP	120V/1PH	2.2		18.3						WALL ER +46" ⊂ W/ NEMA 5-20R (BY EC)
311	1	WORK TABLE WITH SINK							H1C	1/2" EA.			CONN. TO DMF REQ'D (BY PC)
									W	2"			EXTEND TO FS (BY PC)
314	1	GLASS FILLER							C	3/8" M			DECK MT. GLASS FILLER: CONN. THRU CAB. REQ'D (BY PC)
315	1	(5) WELL HOT FOOD UNIT	EP	208V/1PH			24						WALL ER +24" W/ NEMA 6-30R (BY EC) AS SHOWN
									W	3/4"			HOT WELLS DRAIN: DRAINS MANIFOLDED & SUPPLIED W/ VALVE (BY F&C). EXTEND TO FS (BY PC)
318	1	MICROWAVE	EP	120V/1PH	2		20						WALL ER +60" REQ'D W/ NEMA 5-20R (BY EC)
319	1	BULK HOT FOOD CABINET	EP	120V/1PH	1.25		10.4						WALL ER +60" REQ'D W/ NEMA 5-15R (BY EC)
320	1	ICE MAKER	EC	115V/1PH		1/2	14.5	+44"					CONN. REQ'D (BY EC)
									C1	3/8" FLARE		+40"	WATER INLET: CONN. REQ'D (BY PC)
									C2	3/8" FPT		+43"	CONDENSOR INLET: CONN. REQ'D (BY PC)
									W1	3/4" FPT		+38"	SUMP DRAIN: EXTEND TO FS (BY PC)
									W2	1/2" FPT		+38"	CONDENSOR DRAIN: EXTEND TO FS (BY PC)
									W3	3/4" FPT		+6"	BIN DRAIN: EXTEND TO FS (BY PC)
322	1	HAND SINK (BY OTHERS)											

ASSISTED LIVING UNIT

ITEM	QTY.	DESCRIPTION	ELECTRICAL TAG	V/PH	KW	HP	AMPS	HT.	MECHANICAL TAG	SIZE	BTUM	HT.	NOTES
201	1	REACH-IN REFRIGERATOR/FREEZER	EP	115V/1PH			16						WALL ER +88" REQ'D W/ NEMA 5-20R (BY EC)
202	1	MICROWAVE	EP	120V/1PH	2		20						WALL ER +60" REQ'D W/ NEMA 5-20R (BY EC)
203	1	BULK HOT FOOD CABINET	EP	120V/1PH	1.25		10.4						WALL ER +60" REQ'D W/ NEMA 5-15R (BY EC)
204	1	WORK TABLE WITH SINK							H1C	1/2" EA.			CONN. TO DMF REQ'D (BY PC)
									W	2"			EXTEND TO FS (BY PC)
206	1	ICE MAKER	EC	115V/1PH		1/2	14.5	+44"					CONN. REQ'D (BY EC)
									C1	3/8" FLARE		+40"	WATER INLET: CONN. REQ'D (BY PC)
									C2	3/8" FPT		+43"	CONDENSOR INLET: CONN. REQ'D (BY PC)
									W1	3/4" FPT		+38"	SUMP DRAIN: EXTEND TO FS (BY PC)
									W2	1/2" FPT		+38"	CONDENSOR DRAIN: EXTEND TO FS (BY PC)
									W3	3/4" FPT		+6"	BIN DRAIN: EXTEND TO FS (BY PC)
211	1	HAND SINK (BY OTHERS)											
213	1	GLASS FILLER							C	3/8" M			DECK MT. GLASS FILLER: CONN. THRU CAB. REQ'D (BY PC)
214	1	(3) DECANTER COFFEE BREWER	EP	120V/1PH	1.8		15						WALL ER +46" ⊂ REQ'D (BY EC)
									C	1/4"			ROUGH-IN WITH STOP & ESCUTCHEON +44" (BY PC): CONN. BY VENDOR
215	1	BEVERAGE TABLE							H1C	1/2"			SINK FAUCET: CONN. TO DMF REQ'D (BY PC)
									W1	2"			SINK DRAIN: EXTEND TO FS (BY PC)
									W2	3/4"			URN DRAIN: EXTEND TO FS (BY PC)
216	1	TEA DISPENSER	EP	120V/1PH			20A CIRCUIT						WALL ER +46" ⊂ REQ'D (BY EC)
									C	1/4"			ROUGH-IN WITH STOP & ESCUTCHEON +44" (BY PC): CONN. BY VENDOR
217	1	MINI TWIN JUICE DISPENSER	EP	115V/1PH			3.3						WALL ER +46" ⊂ REQ'D (BY EC)
218	1	TOASTER	EP	120V/1PH	2.2		18.3						WALL ER +46" ⊂ W/ NEMA 5-20R (BY EC)
221	1	(5) WELL HOT FOOD UNIT	EP	208V/1PH			24						WALL ER +24" W/ NEMA 6-30R (BY EC) AS SHOWN
									W	3/4"			HOT WELLS DRAIN: DRAINS MANIFOLDED & SUPPLIED W/ VALVE (BY F&C), EXTEND TO FS (BY PC)

ICE CREAM SHOP

ITEM	QTY.	DESCRIPTION	ELECTRICAL TAG	V/PH	KW	HP	AMPS	HT.	MECHANICAL TAG	SIZE	BTUM	HT.	NOTES
101	1	MERCHANDISING FREEZER	EP	115V/1PH		3/4							WALL ER +60"⊂ REQ'D (AS SHOWN) W/ NEMA 20-5R (BY EC)
102	1	MERCHANDISING REFRIGERATOR	EP	115V/1PH		1/3							WALL ER +60"⊂ REQ'D (AS SHOWN) W/ NEMA 20-5R (BY EC)
103	1	HAND SINK (BY OTHERS)											
104	1	ICE CREAM DIPPING CABINET	EP	120V/1PH									WALL ER +24" REQ'D (AS SHOWN) W/ NEMA 5-15R (BY EC)
									C	1/4"		+33"	CONN. REQ'D (BY PC)
									W	1-1/2" PVC		+27"	EXTEND TO FD (BY PC)
106	1	SHAKE MIXER	EP	120V/1PH			15A CIRCUIT						WALL ER +46"⊂ REQ'D (AS SHOWN) (BY EC)
107	1	SINGLE BOWL SINK							H1C	1/2"			CONN. TO DMF REQ'D (BY PC)
									W	1-1/2"			SINK DRAIN: EXTEND TO FS (BY PC)
108	1	(3) DECANTER COFFEE BREWER	EP	120V/1PH	1.8		15						WALL ER +46"⊂ REQ'D (AS SHOWN) (BY EC)
									C	1/4"			ROUGH-IN WITH STOP & ESCUTCHEON +44" (BY PC): CONN. BY VENDOR
110	1	FUTURE MANUAL FILL ICE DISPENSER	WILL PLUG TO RECEPTACLES SHOWN										
112	1	CASH REGISTER	EP	120V/1PH									PLUGS TO ER SHOWN
114	1	FUTURE SANDWICH PREP. TABLE	WILL PLUG TO RECEPTACLES SHOWN										

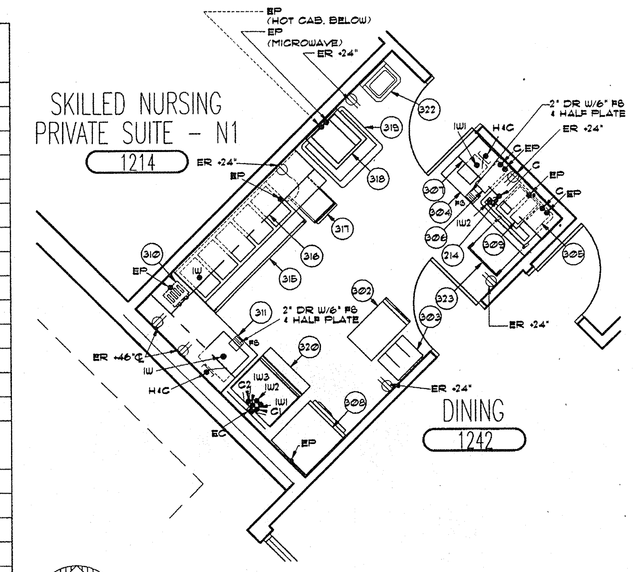

NORTH 1/4" = 1'-0"

S.N.F. SERVING PANTRY

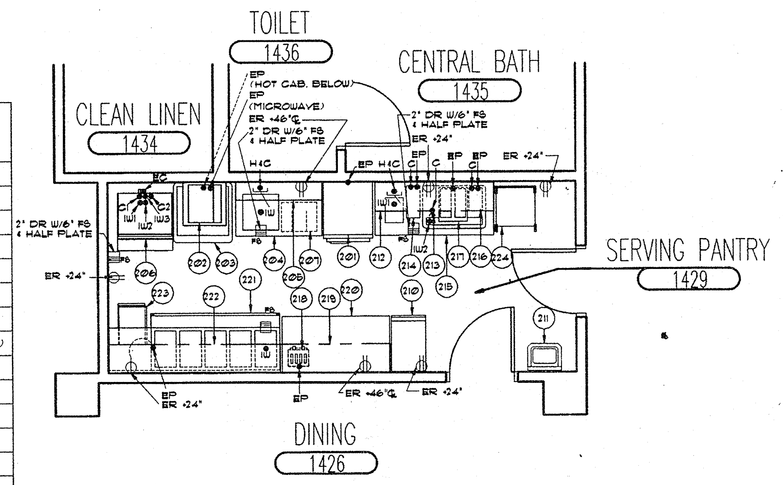

NORTH 1/4" = 1'-0"

A.L.U. SERVING PANTRY

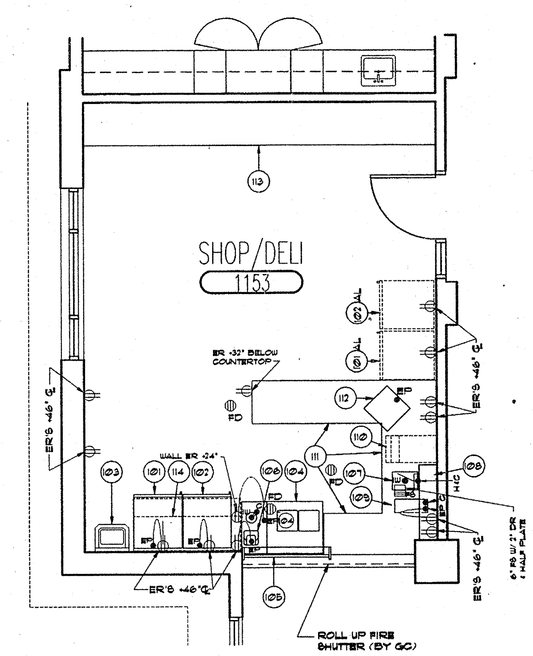

NORTH 1/4" = 1'-0"

ICE CREAM SHOP

EQUIPMENT CONNECTION PLANS & DETAILS

Montgomery Hoffman Associates
Food Facility Consultants
2900 MacVicar Avenue
Topeka, Kansas 66611
(913) 266-5696
Fax (913) 266-5270

© COPYRIGHT MONTGOMERY HOFFMAN ASSOCIATES, INC. 1994
THIS DRAWING AND INFORMATION CONTAINED HERE-ON MAY NOT BE DUPLICATED, COPIED, OR REUSED IN ANY MANNER WITHOUT THE EXPRESS WRITTEN CONSENT OF MONTGOMERY HOFFMAN ASSOCIATES, INC.

FS-3 08/31/94 08:18

RDG Schutte Wilscam Birge
8805 Indian Hills Drive Suite 100 Omaha, Nebraska 68114 402-392-0133 Fax 402-392-0403
ARCHITECTURE INTERIOR DESIGN PLANNING

CHRISTWOOD
A CONTINUING CARE RETIREMENT FACILITY
COVINGTON LOUISIANA

DATE: 25 NOVEMBER 1994
PROJECT #: 9204100
FILE: 215

FS1.3

RENAISSANCE DESIGN GROUP • RENAISSANCE DESIGN GROUP • RENAISSANCE DESIGN GROUP • RENAISSANCE DESIGN GROUP • RENAISSANCE DESIGN GROUP • RENAISSANCE DESIGN GROUP • RENAISSANCE DESIGN GROUP