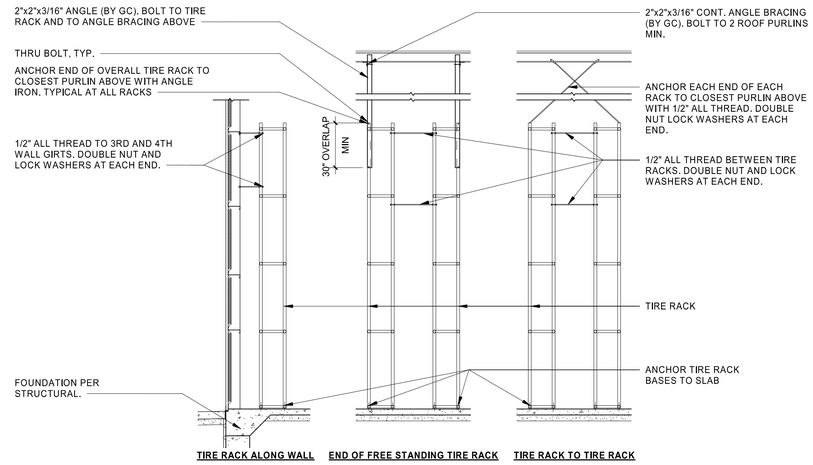

9 TIRE RACK BRACING DETAIL
1/4" = 1'-0"

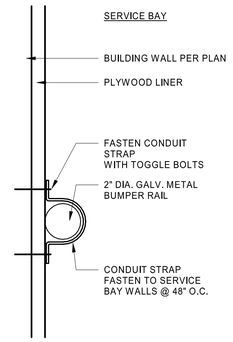

8 BUMPER RAIL
3" = 1'-0"

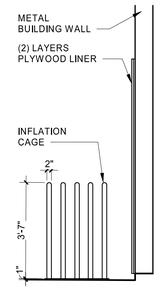

7 INFLATION CAGE
3/8" = 1'-0"

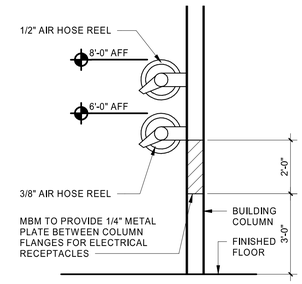

6 HOSE REEL @ COLUMN
3/8" = 1'-0"

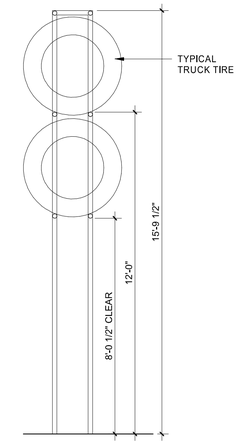

5 TUNNEL RACK SECTION
3/8" = 1'-0"

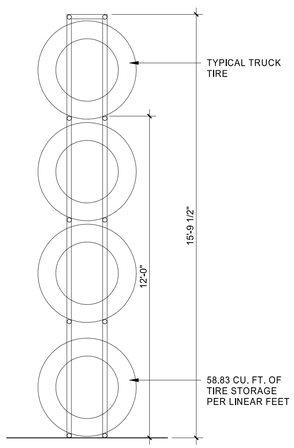

4 TIRE RACK SECTION
3/8" = 1'-0"

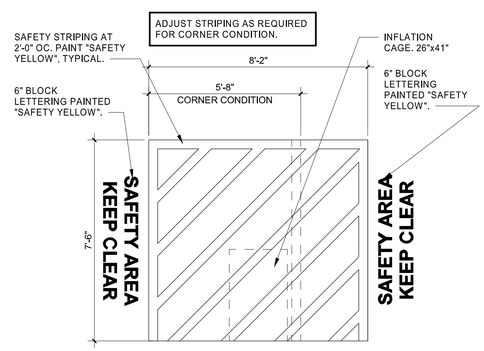

3 SAFETY STRIPING
3/8" = 1'-0"

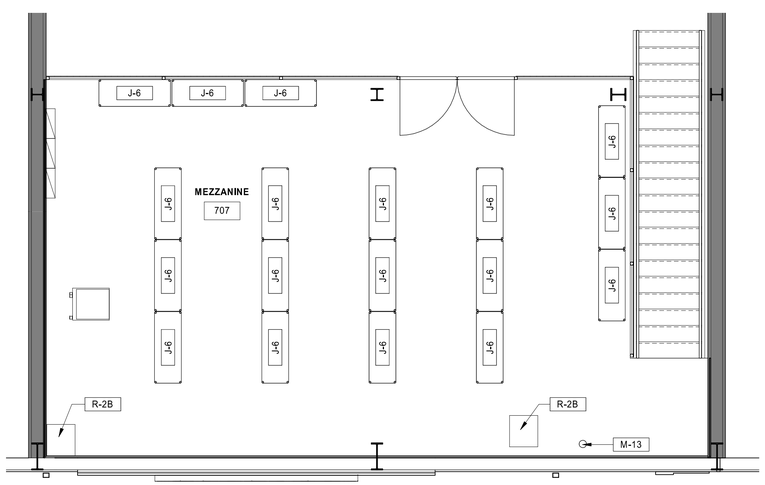

2 MEZZANINE EQUIPMENT PLAN
1/4" = 1'-0"

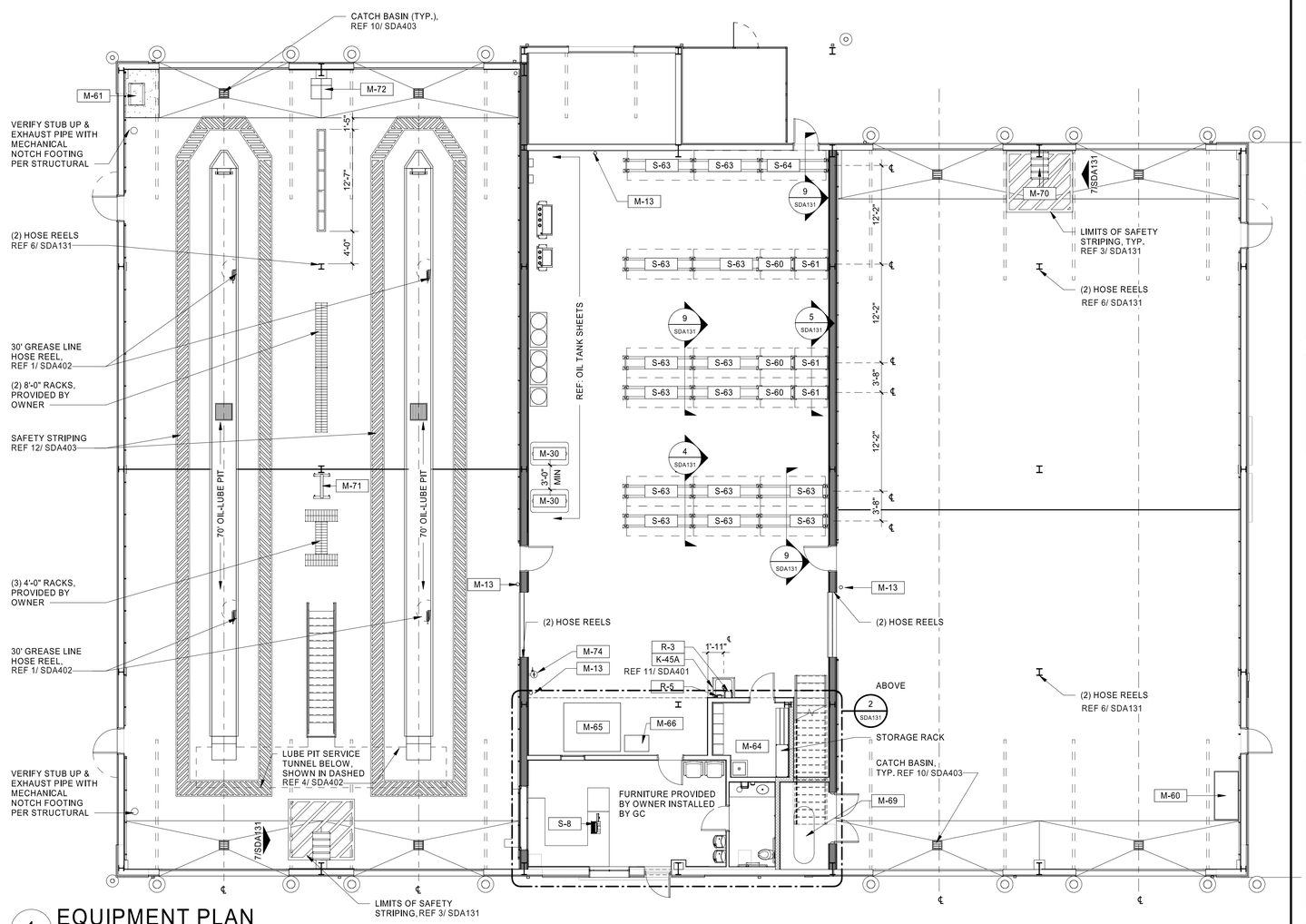

1 EQUIPMENT PLAN
1/8" = 1'-0"

HFA
HARRISON FRENCH & ASSOCIATES, PLLC
t 479.273.7780
1705 S. Walton Blvd., Suite 3
Bentonville, Arkansas 72712
www.hfa-ae.com

STIPULATION FOR REUSE
THIS DRAWING WAS PREPARED FOR USE IN CONNECTION WITH LOVE'S STORE NUMBER: 860 NICHOLSON, MS
I-59, EXIT 1
GATE ON: 3/09/23 AND IT IS NOT INTENDED FOR USE ON OTHER PROJECT SITES OR AT A LATER TIME. REPRODUCTION OF THIS DRAWING FOR USE ON ANOTHER PROJECT OR BY PERSONS OTHER THAN LICENSED ARCHITECTS AND ENGINEERS. REPRODUCTION OF THIS DRAWING FOR USE ON THE SAME PROJECT IS NOT AUTHORIZED AND MAY BE CONTRARY TO THE LAW.

Loves
STORE NUMBER: 860
I-59, EXIT 1
NICHOLSON, MS 39466
JOB NUMBER: 03-23-30009
SPEEDCO_4 BAY

ISSUE BLOCK

CHECKED BY:	MAP
DRAWN BY:	ASE
DOCUMENT DATE:	02/06/23
PROTO:	SPEEDCO_4 BAY
PROTO CYCLE:	Q4 - 2022

REGISTERED ARCHITECT
BOGUE L. EBBRECHT
4925
STATE OF MISSISSIPPI
Bogue Louis Ebbrecht
Digitally signed by Bogue Louis Ebbrecht
DN: cn=Bogue Louis Ebbrecht, e=bogue@hfa-ae.com, O=Harrison French & Associates, L=Bentonville, S=ARKANSAS, C=US
Date: 2023.02.27 15:56:55-06'00'

EQUIPMENT PLAN & DETAILS

SHEET:
SDA131

2/6/2023 10:36:22 PM
C:\Users\melyssa.prenger\Documents\2021 Revit Projects\Loves_Nicholson_MS_ARC_SPEEDCO_4B_v21_HFA.Melyssa.Prenger.rvt
2860-SDA131-EQUIPMENT PLAN & DETAILS