

DAMMON
ENGINEERING, INC.
CHIEF ENGINEER
EMMETT
DAMMON, P.E.
CHIEF ARCHITECT
ROBERT
WILTSE

554 OLD SPANISH TRAIL
SLIDELL, LA, 70458
OFFICE: 985-649-5532
FAX: 985-641-5950

WWW.DAMMONENGINEERING.COM
EMAIL:
DAMMONENG@BELL.SOUTH.NET

ARCHITECTURE
ENGINEERING
STUDIES
PLANNING
INVESTIGATION
EXPERT WITNESS

NAVSEA SSC
OFFICE AREA

TEXTRON MARINE
LAND SYSTEMS
19401 CHEF MENTIER HWY
NEW ORLEANS, LA

FLOOR
PLAN

REV:

SCALE: AS NOTED

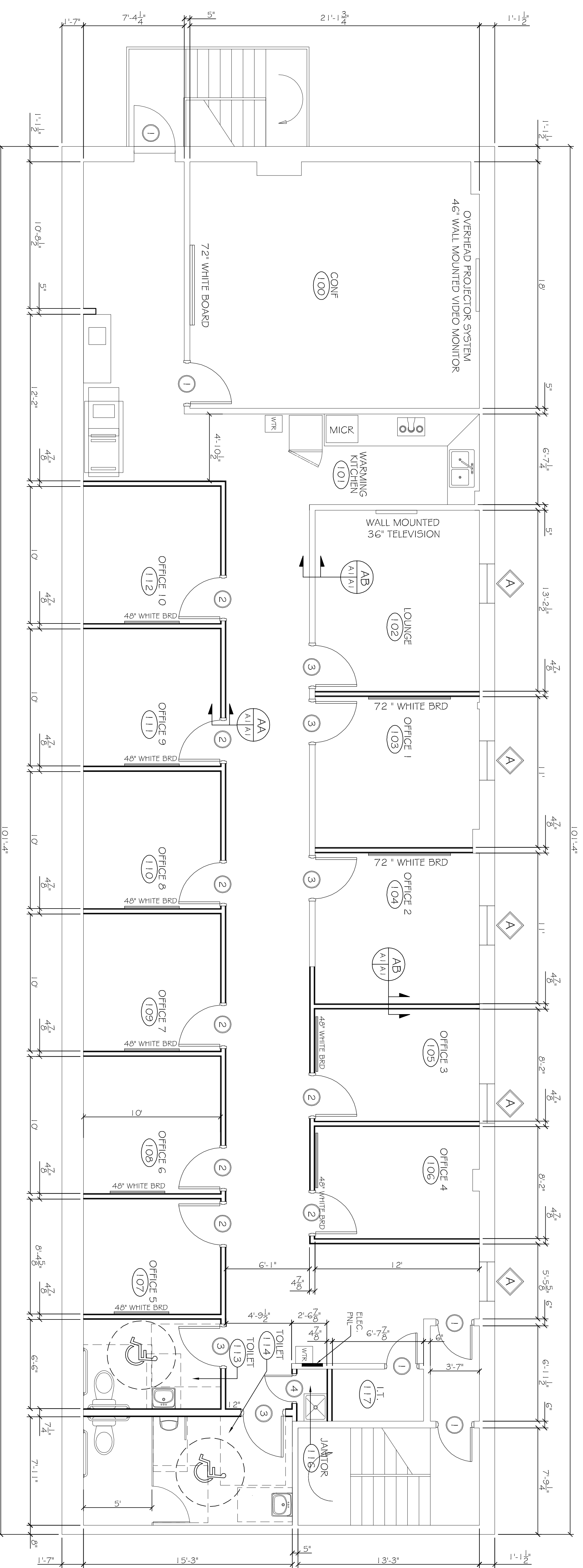
JOB#: 2120

DATE: 9/19/2011

SHEET 3

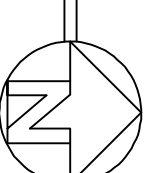
A-1

OF 8



FLOOR PLAN

SCALE: 1/4"=1'-0"



WALL LEGEND

EXISTING WALL	NEW NON-LOAD BEARING WALLS
---------------	----------------------------

WINDOW SCHEDULE

MARK	SIZE	WINDOW TYPE	FRAME	GLASS	LITES	REMARKS
◇A	FIELD VERIFY	HOL. MET. FIXED	HOL. MET.	DOUBLE GLAZED, LOW E, ARGON/KRYPTON GAS FILLED.		REMOVE & REPLACE

PLUMBING NOTES:

- REMOVE AND REPLACE PLUMBING FIXTURES IN RESTROOMS PER PLUMBING FIXTURE SCHEDULE
- REMOVE AND REPLACE TOILET STALL IN MEN'S RESTROOM TO MEET ADA GUIDELINES.
- INSTALL GRAB BARS AT BOTH WATER CLOSETS TO MEET ADA REQUIREMENTS.

PLUMBING FIXTURE SCHEDULE

FIXTURE	DESCRIPTION
WATER CLOSET	"ZURN" Z5665 HET SERIES ELONGATED FLOOR MOUNTED ADA HEIGHT ECOVANTAGE FLUSH VALVE TOILET SYSTEM
URINAL	"ZURN" ZEM56200 METROFLUSH MODEL, OR EQUAL
URINAL	"ZURN" Z5799 HET SERIES WALL MOUNTED, ADA HEIGHT ECOVANTAGE FLUSH VALVE TOILET SYSTEM
LAVATORY	"ZURN" Z5360-PED 20" X 18" HIGH BACK WALL HUNG LAVATORY W/ HALF PEDISTAL

FINISH SCHEDULE

ROOM NUMBER	ROOM NAME	WALLS	FLOOR	WALL BASE	CLG	COMMENTS
100	CONF.	5/8" GYP. FTD.	CARPET TILE	6" WD.	8'-4"	
101	KITCHEN	5/8" GYP. FTD.	18X18 CERAMIC	6" WD.	8'-4"	
102	LOUNGE	5/8" GYP. FTD.	CARPET TILE	6" WD.	8'-4"	
103	OFFICE 1	5/8" GYP. FTD.	CARPET TILE	6" WD.	8'-4"	
104	OFFICE 2	5/8" GYP. FTD.	CARPET TILE	6" WD.	8'-4"	
105	OFFICE 3	5/8" GYP. FTD.	CARPET TILE	6" WD.	8'-4"	
106	OFFICE 4	5/8" GYP. FTD.	CARPET TILE	6" WD.	8'-4"	
107	OFFICE 5	5/8" GYP. FTD.	CARPET TILE	6" WD.	8'-4"	
108	OFFICE 6	5/8" GYP. FTD.	CARPET TILE	6" WD.	8'-4"	
109	OFFICE 7	5/8" GYP. FTD.	CARPET TILE	6" WD.	8'-4"	
110	OFFICE 8	5/8" GYP. FTD.	CARPET TILE	6" WD.	8'-4"	
111	OFFICE 9	5/8" GYP. FTD.	CARPET TILE	6" WD.	8'-4"	
112	OFFICE 10	5/8" GYP. FTD.	CARPET TILE	6" WD.	8'-4"	
113	TOILET RM.	5/8" GYP. FTD.	CERAMIC TILE	6" WD.	8'-4"	TILE WALLS
114	TOILET RM.	5/8" GYP. FTD.	CERAMIC TILE	6" WD.	8'-4"	TILE WALLS
115	TOILET RM.	5/8" GYP. FTD.	CERAMIC TILE	6" WD.	8'-4"	TILE WALLS
116	JANITOR	5/8" GYP. FTD.	CARPET	4" RB.	8'-4"	
117	I.T.	5/8" GYP. FTD.	CARPET	4" RB.	8'-4"	
	CORRIDOR	5/8" GYP. FTD.	CARPET	6" WD.	8'-4"	

NOTES:
1. ALL EXISTING GWB CEILINGS TO REMAIN.

LEGEND:
GWB GYPSUM WALL BOARD
CT CEILING TILE, 2x2
RB RUBBER BASE, 4" HIGH
WB WOOD BASE
VCT VINYL COMPOSITION TILE

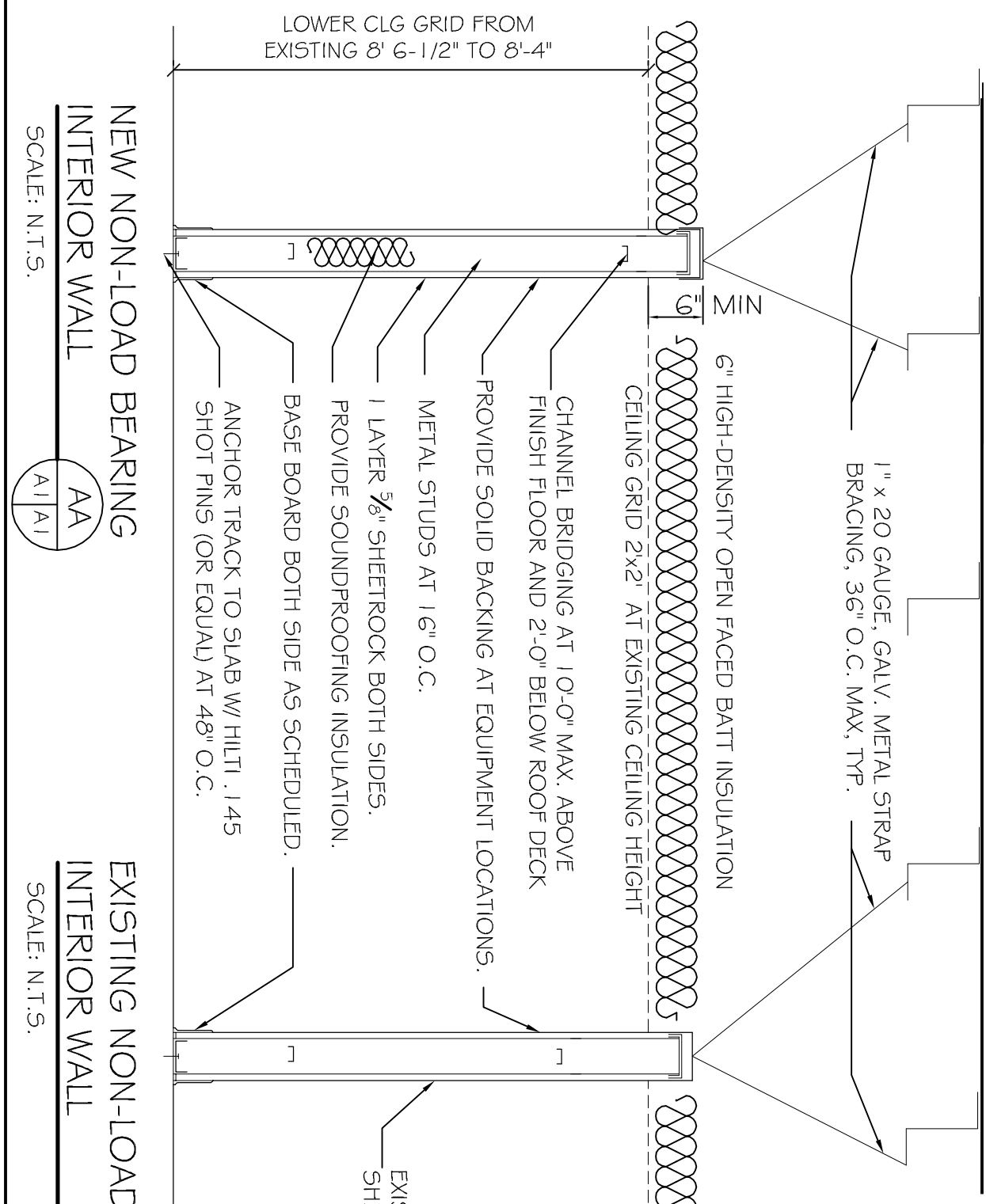
DOOR & HARDWARE SCHEDULE

MARK	SIZE	DOOR TYPE	FRAME	HWDR. NO.	STIC	REMARKS
①	VARIES	FLUSH GALV. HOL. MET. STEEL INSUL.	PTD. HOL. MET.			EXISTING DOORS TO REMAIN
②	30x60/8	FLUSH GALV. HOL. MET. STEEL INSUL.	PTD. HOL. MET.		NA	EXISTING DOORS TO BE RELOCATED.
③	VARIES	FLUSH GALV. HOL. MET. STEEL INSUL.	PTD. HOL. MET.		NA	
④	20x60/8	FLUSH GALV. HOL. MET. STEEL INSUL.	PTD. HOL. MET.		NA	

DOOR HARDWARE SCHEDULE:
1. ALL DOORS SHALL HAVE INDIVIDUALLY KEYPED PASSAGE LOCK. PROVIDE 2 KEYS FOR EACH DOOR AND 1 MASTER.
2. ALL DOORS SHALL HAVE DOOR STOP AND USED/2D HINGES.

GENERAL NOTES:

- CONTRACTOR TO VERIFY ALL SITE CONDITIONS AND ALL DIMENSIONS PRIOR TO CONSTRUCTION. ALL WORK SHALL CONFORM TO ALL LOCAL AND STATE CODES AND REGULATIONS.
- GENERAL CONTRACTOR SHALL INSTALL ALL REQUIRED BLOCKING FOR ALL EQUIPMENT, HANGERS, ETC.
- INSULATION AND INSULATION ASSEMBLIES SHALL MEET THE REQUIREMENTS OF SECTION 719, INTERNATIONAL BUILDING CODE, 2009.
 - CONCEALED INSULATION SHALL HAVE A FLAME SPREAD OF NOT MORE THAN 25 AND A SMOKE DEVELOPED INDEX 0-450.
 - FACING SHALL COMPLY WITH IBC 719.2.1.
- INTERIOR WALL AND CEILING FINISHERS SHALL HAVE A CLASS A RATING WITH A FLAME SPREAD OF 0-25 AND A SMOKE DEVELOPED INDEX OF NOT MORE THAN
 - DIMENSIONS ARE TO FACE OF SHEETROCK
 - MATERIALS SHALL BE NEW AND U.L. LISTED
 - CONSTRUCTION SHALL COMPLY WITH ALL CITY, STATE AND LOCAL CODES.
 - CONTRACTOR TO GUARANTEE WORK FOR ONE YEAR.
 - PAINT GRADE TO BE SHERWIN-WILLIAMS OR EQUIVALENT. ALL WORK TO RECEIVE 2 COATS. VERIFY COLOR WITH OWNER.
 - PROVIDE CLEANUP ON A REGULAR BASIS. NO TRASH STORED IN BUILDING.
 - LOCKS ON DOORS IN MEANS OF EGRESS SHALL NOT REQUIRE THE USE OF A KEY (INTERIOR SIDE), SPECIAL DEVICE OR SPECIAL KNOWLEDGE TO OPEN IN THE DIRECTION OF EGRESS. ALL DOORS SHALL HAVE LEVER TYPE HANDLES.
 - PROVIDE PORTABLE FIRE EXTINGUISHERS IN ACCORDANCE WITH NFPA 110. SEE APPENDIX 'E' OF NFPA 110 FOR DISTRIBUTION OF EXTINGUISHERS.
 - ALL FIRE PARTITIONS SHALL EXTEND TIGHT TO ROOF SHEATHING & SEALED WITH APPROVED FIRE CAULK. CONTRACTOR TO VERIFY.
 - ALL ELECTRICAL, MECHANICAL & PLUMBING PENETRATING FIRE PARTITIONS SHALL BE FIRE CAULKED. PENETRATIONS THROUGH RATED CONSTRUCTION SHALL BE SEALED WITH A MATERIAL CAPABLE OF PREVENTING THE PASSAGE OF FLAMES AND HOT GASES WHEN TESTED IN ACCORDANCE WITH ASTM-E814.



NEW NON-LOAD BEARING INTERIOR WALL
SCALE: N.T.S.

EXISTING NON-LOAD BEARING INTERIOR WALL
SCALE: N.T.S.