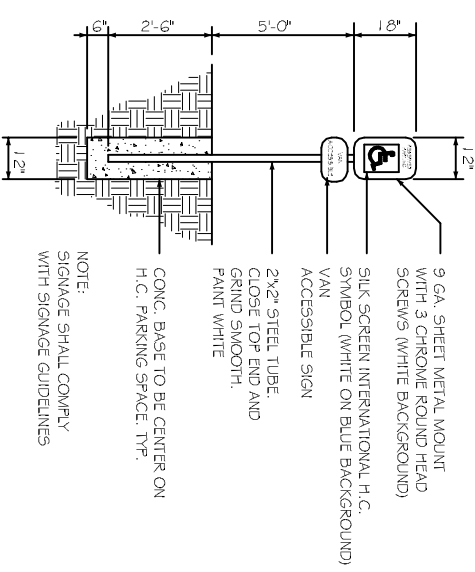
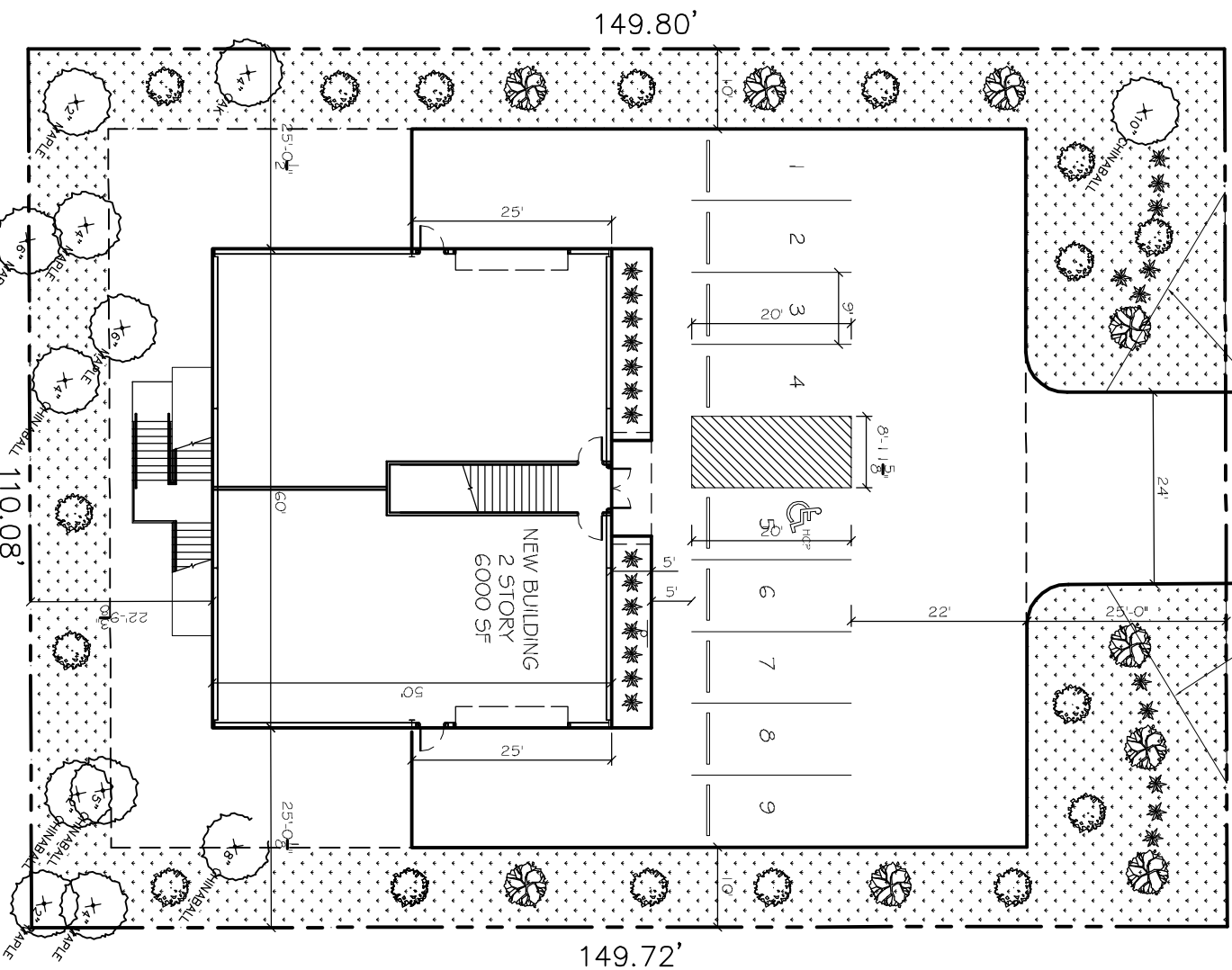


JOSEPH STREET

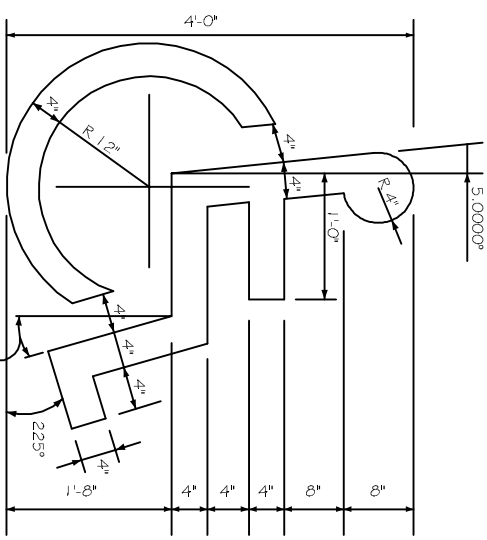
15x25' CLEAR SIGHT TRIANGLE

NOTE:
PAVEMENT IN ALL PARKING AREAS SHALL BE 5" THICK CONCRETE.

- SITE LEGEND**
- PROPERTY LINE
 - SETBACK LINE
 - HANDICAP PARKING
 - HANDICAP PARKING SIGN
 - LITTER RECEPTACLE
 - TRAFFIC ARROW
 - CATCH BASIN



NOTE:
SIGNAGE SHALL COMPLY WITH SIGNAGE GUIDELINES



- LANDSCAPE LEGEND**
- RED MAPLE
CLASS A: ANY SELF-SUPPORTING WOODY PLANT OF A SPECIES WHICH NORMALLY GROWS TO AN OVERALL HEIGHT OF A MINIMUM OF FIFTY (50) FEET, USUALLY WITH ONE MAIN STEM OR TRUNK ALTHOUGH SOME SPECIES MAY HAVE MULTIPLE TRUNKS, AND WITH MANY BRANCHES.
 - ALL CLASS "A" TREES, AT THE TIME OF PLANTING, SHALL HAVE A MINIMUM CALIPER OF AT LEAST TWO AND ONE-HALF (2 1/2) INCHES, MEASURED SIX (6) INCHES ABOVE THE ROOT BALL, AND A MINIMUM HEIGHT OF 10-12 FEET, AS PER THE NATIONAL NURSERY ASSOCIATION STANDARDS.
 - CRETE LANTIERE
CLASS B: ANY SELF-SUPPORTING WOODY PLANT OF A SPECIES WHICH NORMALLY GROWS TO AN OVERALL HEIGHT OF A MINIMUM OF TWENTY-FIVE (25) FEET, WITH ONE OR MORE MAIN STEM(S) OR TRUNK(S) AND MANY BRANCHES.
 - ALL CLASS "B" TREES AND ALL TREES, OTHER THAN CLASS "A" TREES, AT THE TIME OF PLANTING, SHALL HAVE A MINIMUM CALIPER OF AT LEAST ONE AND ONE-HALF (1 1/2) INCHES MEASURED (6") SIX INCHES ABOVE THE ROOT BALL, AND A MINIMUM HEIGHT OF 8-10 FEET AS PER THE NATIONAL NURSERY ASSOCIATION STANDARDS.
 - INDIAN HAWTHORNE SHRUBS: A RELATIVELY LOW-GROWING BUSHY PLANT, USUALLY WITH WOODY STEMS, FOR THE PURPOSES OF THIS DEFINITION, GROUND COVER, TREES AND ANNUALS ARE NOT CONSIDERED SHRUBS.
 - ALL SHRUBS, AT THE TIME OF PLANTING, SHALL HAVE A MINIMUM HEIGHT OF TWO (2) FEET.
 - ASIAN JASMINE GROUNDCOVER
 - GRASS 3000

PARKING REQUIREMENTS

REQUIRED: 1 SPACE PER 700 SF OF STORAGE AREA
1 SPACE PER 400 SF OF OFFICE AREA - 15 %
PROVIDED: STORAGE = 2800 SF / 1000 = 3 SPACES
OFFICE = 2710 - 15 % = 2303 / 400 = 6 SPACES

SITE PLAN NOTES

1. ROOFING MATERIAL: METAL ROOFING PANEL
2. SIDING MATERIAL: CONVENTIONAL STUCCO VENEER & METAL PANELS.
3. UTILITIES: ALL UTILITIES SHALL BE PLACED UNDERGROUND

SITE LIGHTING

EXTERIOR LIGHTING SHALL BE SHADOW OR INWARDLY DIRECTED IN SUCH A MANNER SO THAT NO DIRECT LIGHTING OR GLARE BE CAST BEYOND THE PROPERTY LINE. THE INTENSITY OF SUCH LIGHTING SHALL NOT EXCEED ONE FOOT CANDLE AS MEASURED AT THE ADJUTING PROPERTY LINE. (NVA FOR THIS PARTICULAR JOB)

SHEET No:
C-1

SITE PLAN

REVISIONS		DATE
#	DESCRIPTION	

**MOREAU'S THERMAL SERVICE
NEW OFFICE BUILDING**

JOSEPH STREET
SUDELL, LOUISIANA

JOB No: 2127 DATE: 10-31-2012

DRAWN BY: BSN CHECKED BY: BSN

DAMMON ENGINEERING, INC.
Architects & Engineers

CHIEF ENGINEER: EMMETT DAMMON, P.E.
CHIEF ARCHITECT: ROBERT WILTSE

554 OLD SPANISH TRAIL
SUDELL, LA 70450

dammonenginc.com
adammoneng@bellsouth.net
PHONE: 985-649-5033
FAX: 985-641-5950