




It's Hard To Stop A Trane.®


Split System Cooling Single Phase – 1½-5 Tons



XR14
(Single Stage)

Table SC-7-A — XR14 R-410A Split System Single Stage Cooling

Model Number	Power Supply	Nom. Cap. Cooling (BTUH)	Uncrated Dimensions (in.)			Shipping Weight (lbs.)	Sound** Rating	MCA*	Max. Fuse*	Line Size (in)	
			H	W	D					OD Gas	OD Liq.
4TTR4018L1000A	208/230/1/60	17,000	29	29	26	153	72	12	20	3/4	3/8
4TTR4024L1000B [Ⓞ]	208/230/1/60	23,600	29	29	26	153	71	14	20	3/4	3/8
4TTR4025L1000B	208/230/1/60	23,600	29	29	26	153	71	14	20	3/4	3/8
4TTR4030L1000A [Ⓞ]	208/230/1/60	28,400	29	33	30	183	73	17	25	3/4	3/8
4TTR4031L1000A	208/230/1/60	28,400	29	33	30	183	71	17	25	3/4	3/8
4TTR4036L1000A [Ⓞ]	208/230/1/60	34,000	33	33	30	183	73	18	30	3/4	3/8
4TTR4037L1000A	208/230/1/60	34,000	33	33	30	183	71	18	30	3/4	3/8
4TTR4042L1000A [Ⓞ]	208/230/1/60	40,500	29	37	34	216	71	22	35	7/8	3/8
4TTR4043L1000A	208/230/1/60	40,500	29	37	34	216	71	22	35	7/8	3/8
4TTR4048L1000A	208/230/1/60	47,000	29	37	34	221	71	24	40	7/8	3/8
4TTR4060L1000A	208/230/1/60	56,000	37	37	34	246	71	31	50	7/8	3/8



XR13
(Single Stage)

Table SC-7-B — XR13 R-410A Split System Single Stage Cooling

Model Number	Power Supply	Nom. Cap. Cooling (BTUH)	Uncrated Dimensions (in.)			Shipping Weight (lbs.)	Sound** Rating	MCA*	Max. Fuse*	Line Size (in)	
			H	W	D					OD Gas	OD Liq.
4TTR3018H1000N [Ⓞ]	208/230/1/60	17,000	29	29	26	153	72	12	20	3/4	3/8
4TTR3024H1000N [Ⓞ]	208/230/1/60	23,000	29	29	26	150	74	18	30	3/4	3/8
4TTR3030H1000N [Ⓞ]	208/230/1/60	28,500	29	29	26	157	72	16	25	3/4	3/8
4TTR3036H1000N [Ⓞ]	208/230/1/60	34,500	29	33	30	175	68	18	30	3/4	3/8
4TTR3042E1000N [Ⓞ]	208/230/1/60	40,500	29	33	30	200	72	22	35	7/8	3/8
4TTR3043A1000N [Ⓞ]	208/230/1/60	40,500	29	37	34	216	74	22	35	7/8	3/8
4TTR3048E1000N [Ⓞ]	208/230/1/60	46,500	37	33	30	233	74	28	45	7/8	3/8
4TTR3049A1000N [Ⓞ]	208/230/1/60	46,500	29	37	34	221	74	24	40	7/8	3/8
4TTR3060D1000N [Ⓞ]	208/230/1/60	58,500	37	37	34	261	80	32	50	7/8	3/8

Ⓞ Models are not legal for installation in California, Nevada, New Mexico and Arizona. All other models are legal for installation in all US zones and states.

Ⓜ 13 SEER AC equipment manufactured after 1/1/16 can only be installed in the North Zone.

* Information subject to change. Please confirm with current Product Data/Service Facts for current factory production.

** Rated in accordance with AHRI Standard 270-2008 (Min/Max when applicable).

Split System Cooling



TRANE

It's Hard To Stop A Trane.

TEM Split System Air Handlers Single Phase 1½-5 Tons

Table AH-13-A — R-410A ComfortLink™ II or 24V Variable Speed Air Handler 208-230/1/60



Unit Model No.	Cooling Capacity (Btuh)	Dimensions (in.) H x W x D	Shipping Weight (lbs.)	Supply Opening	Return Opening	Filter Sizes	Line Size Gas Liquid
TEM8A0B24V21DB	24000	46.75 x 18.5 x 21.13	126	16.5 x 12.15	16.75 x 18.75	①	3/4 3/8
TEM8A0B30V31DB	30000	46.75 x 18.5 x 21.13	126	16.5 x 12.15	16.75 x 18.75	①	3/4 3/8
TEM8A0C36V31DB	36000	51.27 x 23.5 x 21.13	155	21.5 x 12.15	21.75 x 18.75	①	7/8 3/8
TEM8A0C42V41DB	42000	51.27 x 23.5 x 21.13	155	21.5 x 12.15	21.75 x 18.75	①	7/8 3/8
TEM8A0C48V41DB	48000	55.75 x 23.5 x 21.13	185	21.5 x 12.15	21.75 x 18.75	①	7/8 3/8
TEM8A0D48V41DB	48000	53.87 x 26.5 x 21.13	181	24.5 x 12.15	24.75 x 18.75	①	7/8 3/8
TEM8A0C60V51DB	60000	55.75 x 23.5 x 21.13	185	21.5 x 12.15	21.75 x 18.75	①	7/8 3/8
TEM8A0D60V51DB	60000	53.87 x 26.5 x 21.13	181	24.5 x 12.15	24.75 x 18.75	①	7/8 3/8

① Filter not supplied. Remote filter required.

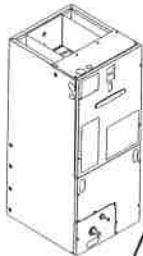
Table AH-13-B — R-410A Convertible Variable Speed Air Handler 208-230/1/60



Unit Model No.	Cooling Capacity (Btuh)	Dimensions (in.) H x W x D	Shipping Weight (lbs.)	Supply Opening	Return Opening	Filter Sizes	Line Size Gas Liquid
TEM6A0B24H21SB	24000	46.75 x 18.5 x 21.13	126	16.5 x 12.15	16.75 x 18.75	①	3/4 3/8
TEM6A0B30H21SB	30000	46.75 x 18.5 x 21.13	126	16.5 x 12.15	16.75 x 18.75	①	3/4 3/8
TEM6A0C36H31SB	36000	51.27 x 23.5 x 21.13	155	21.5 x 12.15	21.75 x 18.75	①	7/8 3/8
TEM6A0C42H41SB	42000	51.27 x 23.5 x 21.13	155	21.5 x 12.15	21.75 x 18.75	①	7/8 3/8
TEM6A0C48H41SB	48000	55.75 x 23.5 x 21.13	185	21.5 x 12.15	21.75 x 18.75	①	7/8 3/8
TEM6A0D48H41SB	48000	53.87 x 26.5 x 21.13	181	24.5 x 12.15	24.75 x 18.75	①	7/8 3/8
TEM6A0C60H51SB	60000	55.75 x 23.5 x 21.13	185	21.5 x 12.15	21.75 x 18.75	①	7/8 3/8
TEM6A0D60H51SB	60000	53.87 x 26.5 x 21.13	181	24.5 x 12.15	24.75 x 18.75	①	7/8 3/8

① Filter not supplied. Remote filter required.

Table AH-13-C — R-410A Convertible Air Handler 208-230/1/60



Unit Model No.	Cooling Capacity (Btuh)	Dimensions (in.) H x W x D	Shipping Weight (lbs.)	Supply Opening	Return Opening	Filter Sizes	Line Size Gas Liquid
TEM4A0B18S21SB	18000	45.02 x 18.5 x 21.13	116	16.5 x 12.15	16.75 x 18.75	①	3/4 3/8
TEM4A0B24S21SB	24000	45.02 x 18.5 x 21.13	116	16.5 x 12.15	16.75 x 18.75	①	3/4 3/8
TEM4A0B30S31SB	30000	45.02 x 18.5 x 21.13	116	16.5 x 12.15	16.75 x 18.75	①	3/4 3/8
TEM4A0B36S31SB	36000	45.02 x 18.5 x 21.13	116	16.5 x 12.15	16.75 x 18.75	①	3/4 3/8
TEM4A0C37S31SB	36000	51.27 x 23.5 x 21.13	145	21.5 x 12.15	21.75 x 18.75	①	7/8 3/8
TEM4A0C42S41SB	42000	51.27 x 23.5 x 21.13	145	21.5 x 12.15	21.75 x 18.75	①	7/8 3/8
TEM4A0C48S41SB	48000	51.27 x 23.5 x 21.13	145	21.5 x 12.15	21.75 x 18.75	①	7/8 3/8
TEM4A0C60S51SB	60000	51.27 x 23.5 x 21.13	145	21.5 x 12.15	21.75 x 18.75	①	7/8 3/8

① Filter not supplied. Remote filter required.

For complete equipment / combination selections, installation instructions and warranty information, please refer to Product Data/Ratings and/or Installers Guides and Limited Warranty Handbooks.

© 2019 Trane, a Danfoss Company