DOOR SCHEDULE

MK	WIDTH	HGT	THK	DOOR MAT	FRAME MAT	FR	REMARKS
D01	(2) 3'-2"	8'-0"	1-3/4"	METAL	STEEL	NR	FRONT DOUBLE DOOR WITH CLOSURE
D02	3'-0"	7'-0"	1-3/4"	METAL	STEEL	NR	EXTERIOR DOOR
D03	(2) 3'-0"	7'-0"	1-3/4"	METAL	STEEL	NR	SIDE & REAR DOUBLE DOOR
D04	3'-0"	6'-8"	1-3/4"	MASONITE	WOOD	NR	RESTROOM DOOR WITH CLOSURE
D05	3'-0"	6'-8"	1-3/4"	MASONITE	WOOD	NR	FRONT CLOSET DOOR
D06	3'-0"	6'-8"	1-3/4"	MASONITE	WOOD	NR	OFFICE DOOR
D07	3'-0"	6'-8"	1-3/4"	MASONITE	WOOD	NR	STUDIO TO KITCHEN DOOR
D08	3'-0"	6'-8"	1-3/4"	MASONITE	WOOD	NR	PANTRY DOOR
D09	3'-0"	6'-8"	-	-	WOOD	NR	KITCHEN CASED OPENING
D10	10'-0"	9'-0"	1-3/4"	METAL	STEEL	NR	ROLL UP DOOR
D11	3'-0"	6'-8"	1-3/4"	WOOD	STEEL	3 HR	KITCHEN TO WAREHOUSE W/CLOSURE
D12	3'-0"	6'-8"	1-3/4"	WOOD	STEEL	3 HR	RESTROOM DOOR W/CLOSURE
D13	3'-0"	6'-8"	1-3/4"	WOOD	STEEL	3 HR	STUDIO OFFICE DOOR W/CLOSURE
D14	2'-0"	4'-0"	1-3/4"	WOOD	STEEL	3 HR	REAR A/C W/CLOSURE
D15	2'-0"	4'-0"	1-3/4"	WOOD	STEEL	NR	FRONT A/C CLOSET

NOTE:
DOORS IN A REQUIRED MEANS OF EGRESS SERVING ANY ASSEMBLY AREA HAVING AN OCCUPANT LOAD OF 50 OR MORE PERSONS SHALL NOT BE EQUIPPED WITH A LATCH OR LOCK OTHER THAN PANIC HARDWARE OR FIRE EXIT HARDWARE. DOORS SHALL BE RATED FOR 130 MPH WINDS.

WINDOW SCHEDULE

MARK	WIDTH	HEIGHT	FIRE RATE	REMARKS
W01	2'-0"	6'-0"	NR	

1. ALL WINDOW ASSEMBLES TO BE RATED FOR 130 MPH WINDS AND SHALL BE MISSILE IMPACT RESISTANT.

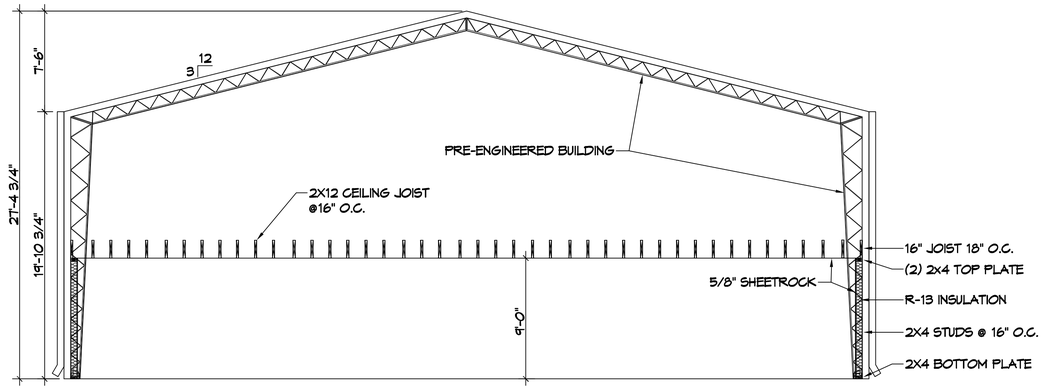

SECTION VIEW

A101 A101

SCALE: 3/16" = 1'-0"

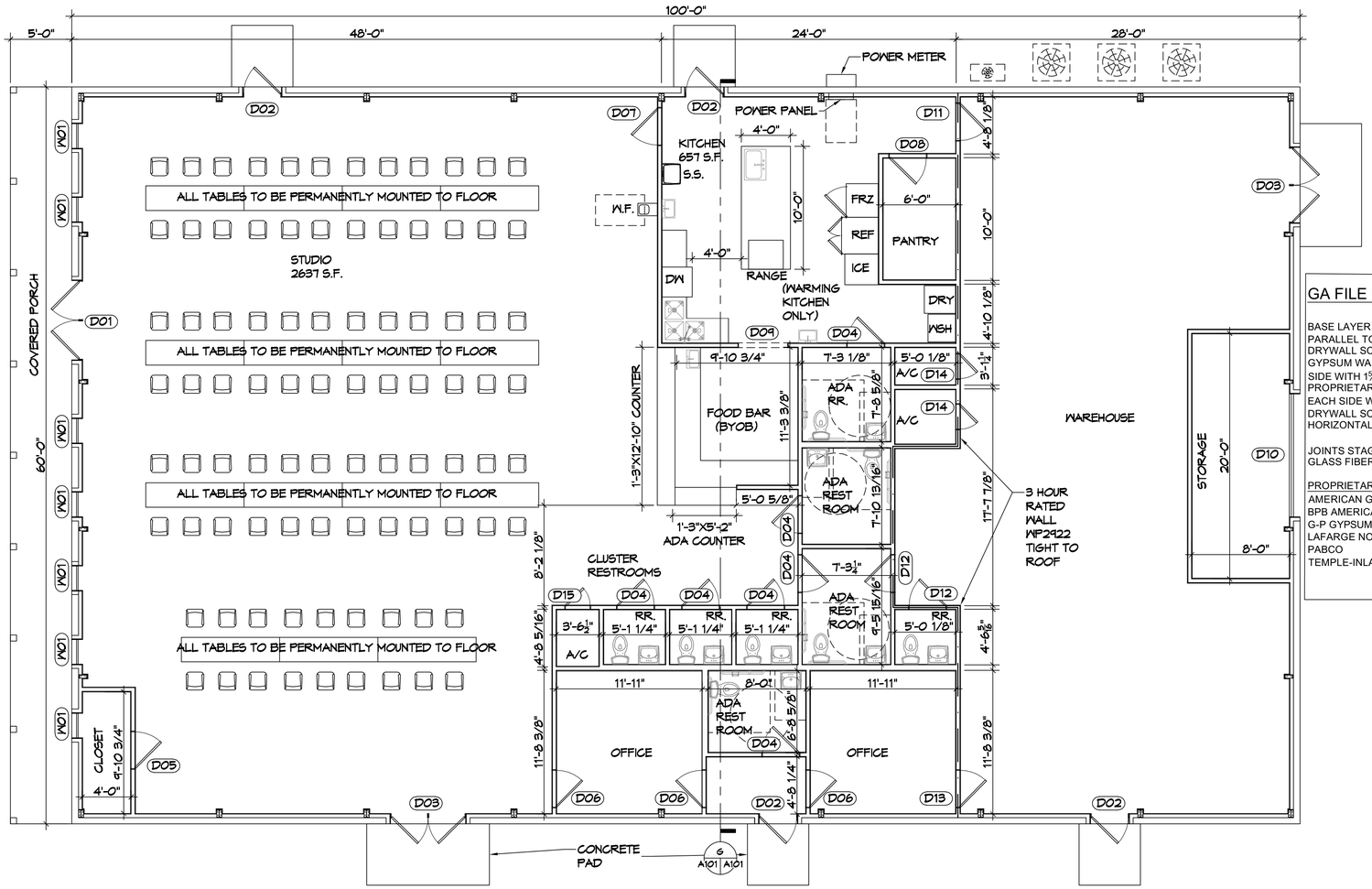

10 FLOOR PLAN

SCALE: 3/16" = 1'-0"

3 HR RATED WALL

GA FILE NO. WP 2922 PROPRIETARY

BASE LAYER ½" PROPRIETARY TYPE X GYPSUM WALLBOARD APPLIED PARALLEL TO EACH SIDE OF 1⅝" STEEL STUDS 24" O.C. WITH 1" TYPE S DRYWALL SCREWS 36" O.C. SECOND LAYER 1/2" PROPRIETARY TYPE X GYPSUM WALLBOARD APPLIED AT PARALLEL OR AT RIGHT ANGLES TO EACH SIDE WITH 1⅝" TYPE S DRYWALL SCREWS 24" O.C. FACE LAYER ½" PROPRIETARY TYPE X GYPSUM WALLBOARD APPLIED AT RIGHT ANGLES TO EACH SIDE WITH 2¼" TYPE S DRYWALL SCREWS 12" O.C. AND 1½" TYPE G DRYWALL SCREWS MIDWAY BETWEEN STUDS 1½" ABOVE AND BELOW HORIZONTAL JOINTS.

JOINTS STAGGERED 24" EACH LAYER AND SIDE. SOUND TESTED WITH 1½" GLASS FIBER INSULATION.

3 HOUR FIRE 50 TO 54 STC SOUND

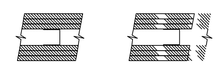

THICKNESS:	4-5/8"
APPROX. HEIGHT:	REFER TO MANUFACTURER
APPROX. WEIGHT:	13 PSF
FIRE TEST:	WHI-495-0804, 11-19-86; UL R7094, 10-24-90, UL DESIGN U435
SOUND TEST:	WEAL 87-118, 1-22-87

PROPRIETARY GYPSUM BOARD

AMERICAN GYPSUM COMPANY	-	½" FIREBLOC TYPE C
BPB AMERICA INC	-	½" PROROC TYPE C GYPSUM PANELS
G-P GYPSUM	-	½" TOUGHROCK FIREGUARD C
LAFARGE NORTH AMERICA INC	-	½" FIRECHECK TYPE C
PABCO	-	½" FLAME CURB SUPER 'C'
TEMPLE-INLAND FOREST PRODUCTS CORP.	-	½" TG-C

GENERAL NOTES

1. INSULATION AND INSULATION ASSEMBLIES SHALL MEET THE REQUIREMENTS OF IBC 2012 SECTION 719.
   A. CONCEALED INSULATION SHALL HAVE A FLAME SPREAD OF 0-25 AND SMOKE DEVELOPED INDEX OF 0-450. EXCEPT THAT IN COMBUSTIBLE (WOOD FRAME) CONSTRUCTION.
   B. FACING SHALL COMPLY WITH IBC 2012.
2. ALL MATERIALS SHALL BE NEM AND UL LISTED.
3. NO WORK SHALL BE CONCEALED UNTIL APPROVED BY LOCAL INSPECTORS.
4. CONSTRUCTION SHALL COMPLY WITH ALL PARISH, STATE, AND LOCAL CODES.
5. CONTRACTOR TO GUARANTEE WORK FOR ONE YEAR FROM DATE OF SUBSTANTIAL COMPLETION.
6. CONTRACTOR SHALL FURNISH WATER AND POWER FROM EXISTING SOURCES.
7. EXTERIOR CAULKING SHALL BE THIOKAL CAULK.
8. PAINT SHALL BE SHERWIN WILLIAMS OR EQUIVALENT AND APPROPRIATE FOR THE SUBSTRATE TO WHICH IT IS APPLIED AS RECOMMENDED BY PAINT MANUFACTURER. ALL WORK TO RECEIVE THREE COATS (ONE PRIMER COAT, TWO FINISH COATS) UNLESS OTHERWISE RECOMMENDED BY PAINT MANUFACTUER. COLORS TO BE SELECTED BY OWNER.
9. PROVIDE CLEANUP ON A REGULAR BASIS. NO TRASH SHALL BE STORED INSIDE BUILDING PREMISES.
10. ALL BATT INSULATION SHALL HAVE A CLASS "A" (0-25) FLAME SPREAD IN COMPLIANCE WITH IBC 2012.
11. USE 2x6 STUDS, OR TWO 2x4 STAGGERED STUDS WITH 2x6 SILL PLATE AT ALL WALLS WHERE 4" PIPE IS INDICATED. SEE PLUMBING RISER DIAGRAM FOR PIPE SIZE.
12. PROVIDE GALVANIZED METAL PAN WITH DRAIN AT ALL WATER HEATERS.
13. ALL FLOORING SHALL MEET OR EXCEED ADA GUIDELINES REQUIREMENTS FOR SLIP RESISTANCE.
14. INTERIOR LOCKS ON DOORS IN MEANS OF EGRESS SHALL NOT REQUIRE THE USE OF A KEY, SPECIAL KNOWLEDGE, OR SPECIAL DEVICE TO OPEN IN THE DIRECTION OF EGRESS. ALL DOORS SHALL HAVE LEVER TYPE HANDLES.
15. INTERIOR WALLS AND CEILINGS SHALL HAVE A FLAME SPREAD OF 0-200 AND A SMOKE DEVELOPMENT RATING OF 0-450.
16. ALL WORK SHALL COMPLY WITH THE LATEST EDITION OF ALL LOCAL, STATE, AND NATIONAL CODES COVERING THE TYPE OF WORK BEING PERFORMED.
17. PROVIDE PORTABLE FIRE EXTINGUISHERS IN ACCORDANCE WITH NFPA 101. SEE APPENDIX "E" OF NFPA 101 FOR DISTRIBUTION OF EXTINGUISHERS.
18. ALL FIRE WALLS SHALL EXTEND TIGHT TO ROOF DECK AND BE SEALED WITH AN APPROVED FIRE CAULK.
19. ALL ELECTRICAL, MECHANICAL, AND PLUMBING MATERIALS PENETRATING FIRE WALLS SHALL BE FIRE CAULKED. (PENETRATIONS THROUGH RATED CONSTRUCTION SHALL BE SEALED WITH A MATERIAL CAPABLE OF PREVENTING THE PASSAGE OF FLAMES AND HOT GASES WHEN TESTED IN ACCORDANCE WITH ASTM-E814.)
20. SERVICE COUNTERS SHALL HAVE AN ACCESSIBLE WRITING SURFACE IN COMPLIANCE WITH ADAAG ACCESSIBILITY GUIDELINES 2010, SECTION 902.3.

DAMMON ENGINEERING, INC.
LOUISIANA & MISSISSIPPI
www.dammonengineering.com
info@dammonengineering.com
PH: 985.649.5837
Chief Engineer: Brian Mistich, PE
1404 Gause Boulevard, Trail
Slidell, LA 70458

#	DESCRIPTION	DATE

REVISIONS

SEAL:

JARED M. SIMONEAUX REG. NO. 7131 STATE OF LOUISIANA REGISTERED ARCHITECT

NEW BUILDING
DREW MANUAL
40081 CORAL STREET
SLIDELL, LA 70461

JOB No:
DATE: 11-15-2021
DRAWN BY:
CHECKED BY: CKD JMS

The drawings, specifications and other documents prepared by Dammon Engineering, Inc. for this project are instruments of service in respect of the project. They are not to be used by the owner or others on other projects or for other purposes, except by agreement in writing and with appropriate compensation to Dammon Engineering, Inc.

SHEET TITLE:
FLOOR PLAN AND SECTION VIEW

DRAWING NUMBER:
A101

SHEET No: 7 of 12